



South Morang

Suburb Report



Your connection to property insights



JellisCraig

SOUTH MORANG SUBURB REPORT

Median house price¹

Median

\$835k

Quarterly price change

1.51% ↑

Median unit price¹

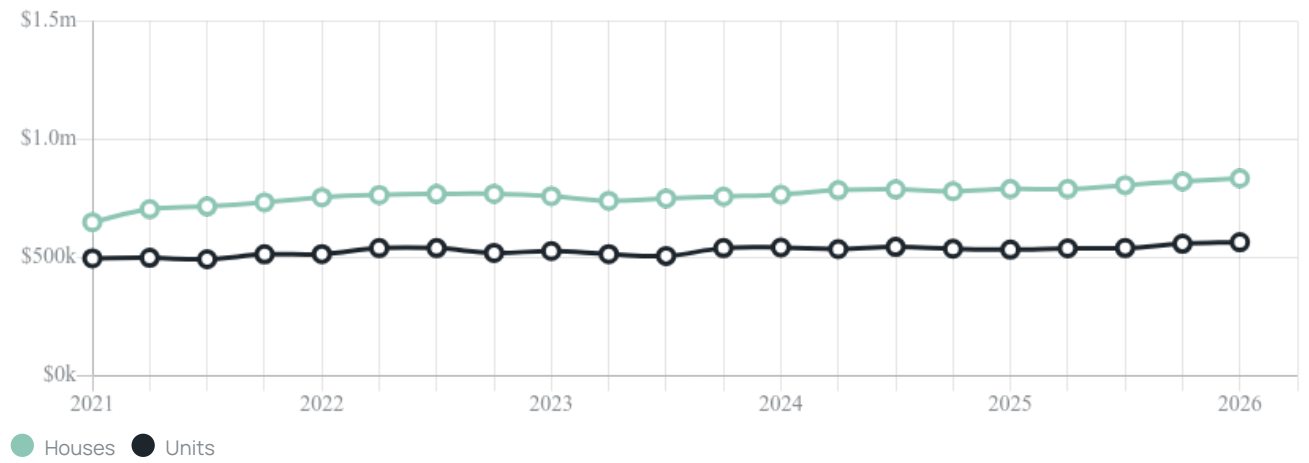
Median

\$565k

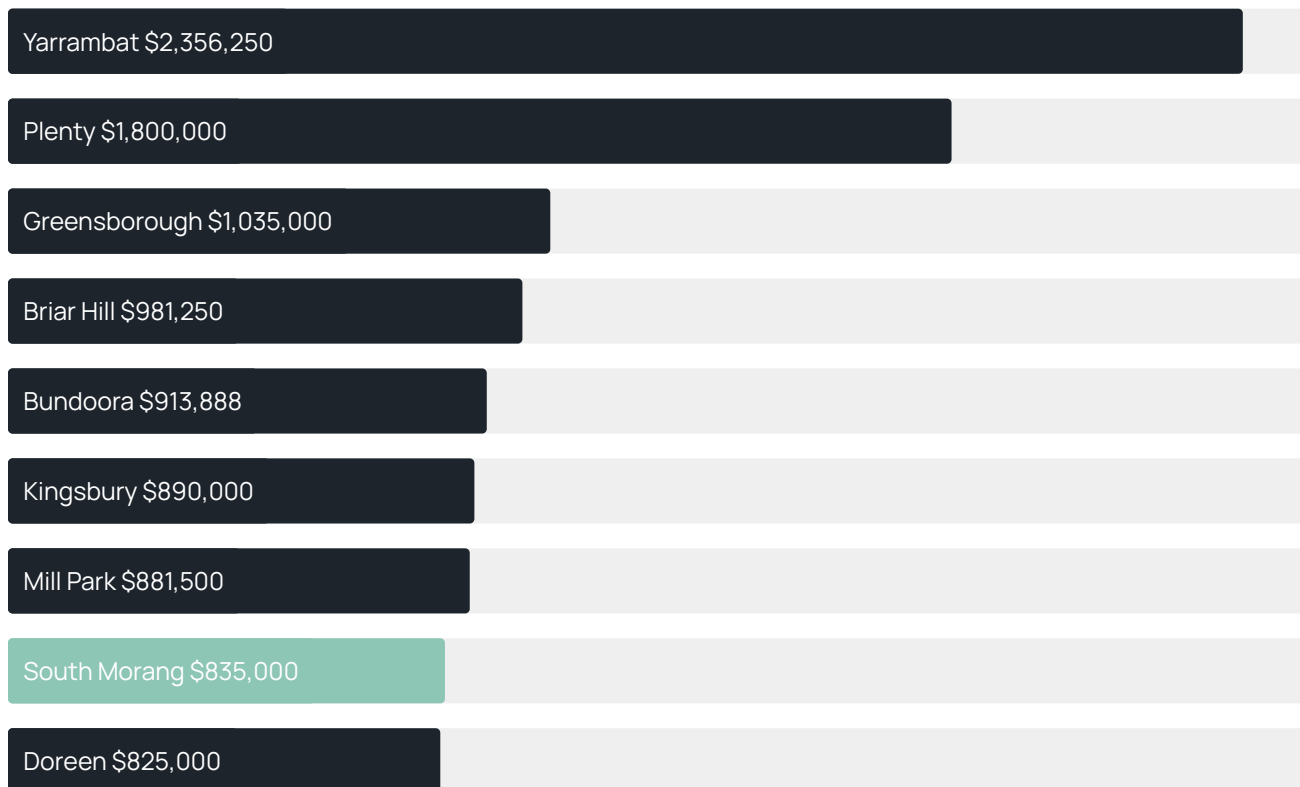
Quarterly price change

1.16% ↑

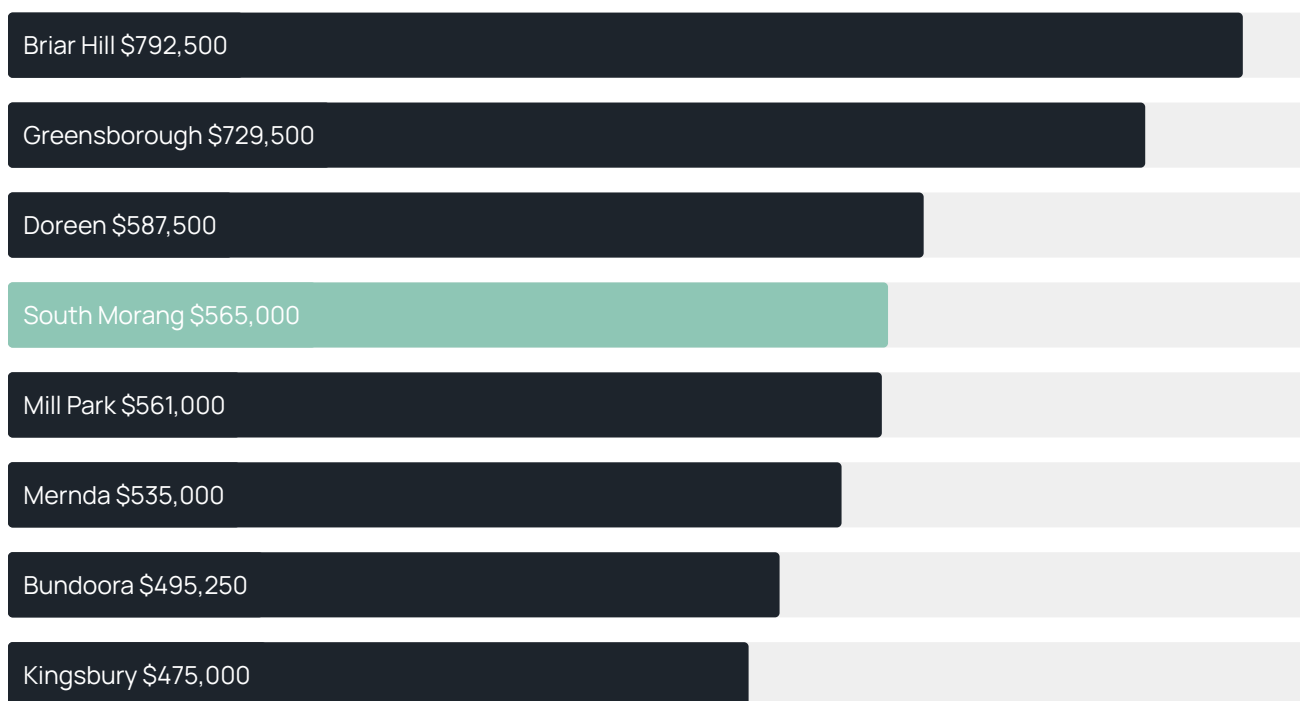
Quarterly price change¹



Median house price¹



Median unit price¹



Sale method²



Auction clearance rate³

68.85%

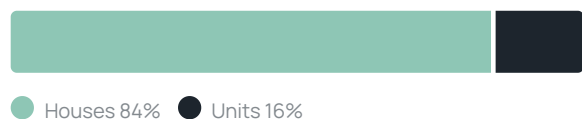
Median days on market³

29 days

Average hold period¹

8.2 years

Dwelling type⁵



Ownership⁵



Population⁵

24,989

Median asking rent¹

\$570 per week

Population growth⁵

3.86%

Rental yield¹

3.64%

Median age⁵

36 years











Median household size⁵

3 people











SOUTH MORANG SUBURB REPORT

Recent South Morang sales











Discover a snapshot of the most recent results for this suburb, to view the full 12 months of sales history, please go to jellisraig.com.au/suburb-reports

Address	Bedrooms	Type	Price	Sold
 7/841 Plenty Rd South Morang	2	House	\$491,000	29 Jun 2026
 6 Kumara Cirt South Morang	3	House	\$790,000	27 Jun 2026
 1 Darius Tce South Morang	3	House	\$741,000	23 Jun 2026
 22 Tiffany Gr South Morang	4	House	\$775,000	20 Jun 2026
 70 Thomas St South Morang	3	House	\$708,000	20 Jun 2026
 19 Kookaburra Wlk South Morang	3	House	\$887,000	20 Jun 2026
 7/69 Reid St South Morang	3	Townhouse	\$612,500	13 Jun 2026
 14/23 Kelvin Gr South Morang	2	Unit	\$533,500	13 Jun 2026
 10/191 Gordons Rd South Morang	3	Townhouse	\$631,000	13 Jun 2026
 1/69 Reid St South Morang	3	Townhouse	\$618,000	13 Jun 2026

SOUTH MORANG SUBURB REPORT

Address	Bedrooms	Type	Price	Sold
 4 Solaire Way South Morang	3	House	\$730,000	12 Jun 2026
 45 Mcarthurs Rd South Morang	5	House	\$1,150,000	05 Jun 2026
 26 Panton Gap Dr South Morang	3	House	\$715,000	31 May 2026
 44 Gabriel Tce South Morang	3	House	\$886,500	30 May 2026
 10/883 Plenty Rd SOUTH MORANG	2	Townhouse	\$468,500	30 May 2026
 47 Stanley Jones Dr South Morang	4	House	\$735,000	30 May 2026
 47 Panton Gap Dr South Morang	4	House	\$786,000	30 May 2026
 47 Highview Dr South Morang	4	House	\$855,000	28 May 2026
 8 Kumara Cirt South Morang	4	House	\$780,000	23 May 2026
 8 Zieria Dr South Morang	4	House	\$1,270,000	23 May 2026

SOUTH MORANG SUBURB REPORT

Address	Bedrooms	Type	Price	Sold
 21 Grampians Dr South Morang	4	House	\$985,000	22 May 2026
 2/31 Old Plenty Rd SOUTH MORANG	3	Townhouse	\$615,000	18 May 2026
 18 Saintly Dr South Morang	4	House	\$1,075,000	16 May 2026
 7 The Gums South Morang	4	House	\$1,021,000	16 May 2026
 10 St Johns Ct South Morang	3	House	\$770,000	16 May 2026
 3/877 Plenty Rd South Morang	2	Unit	\$375,000	13 May 2026
 25 Palisades Blvd South Morang	3	Townhouse	\$750,000	11 May 2026
 16 Jezwing Av South Morang	4	House	\$816,000	09 May 2026
 7 Midnight Cirt South Morang	3	Townhouse	\$612,000	09 May 2026
 50 Everlasting Blvd South Morang	2	Townhouse	\$535,000	07 May 2026



Jellis Craig Eltham
1022 Main Road, Eltham
03 9431 1222

Jellis Craig acknowledges and pays our respects to the Bunurong People, the Wadawurrung People, the Dja Dja Wurrung People and the Wurundjeri People as the Traditional Owners and original custodians of the lands on which Jellis Craig operates.

Data is current as of PDF generation date 01/07/2026

- 1 Property Data Online, updated quarterly for the past 12 months
- 2 Property Data Online, updated daily for the past 12 months
- 3 Property Data Online, updated daily for the past quarter
- 4 Jellis Craig's average inspection attendance per listing (houses) over the last 12 months, updated daily
- 5 2021 Australian Census
- 6 Property Data Online, updated daily

This publication contains data, analytics, statistics and other information supplied by PROPERTYDATAONLINE PTY LTD (PropertyData). The data provided in this publication is of a general nature and should not be construed as specific advice or relied upon in lieu of appropriate professional advice.

PropertyData relies upon data supplied by third parties and while the data is checked and reviewed, PropertyData does not warrant the accuracy or completeness of the information to the full extent permitted by the law and excludes all loss or damage howsoever arising (including through negligence) in connection with the data supplied by PropertyData. The State of Victoria owns the copyright in the Property Sales Data and reproduction of that data in any way without the consent of the State of Victoria will constitute a breach of the Copyright Act 1968 (cth). The State of Victoria does not warrant the accuracy or completeness of the Property Sales Data and any person using or relying upon such information does so on the basis that the State of Victoria accepts no responsibility or liability whatsoever for any errors, faults, defects or omissions in the information supplied.