



South Morang

# Suburb Report



Your connection to property insights



**JellisCraig**

SOUTH MORANG SUBURB REPORT

Median house price<sup>1</sup>

Median

\$835k

Quarterly price change

1.51% ↑

Median unit price<sup>1</sup>

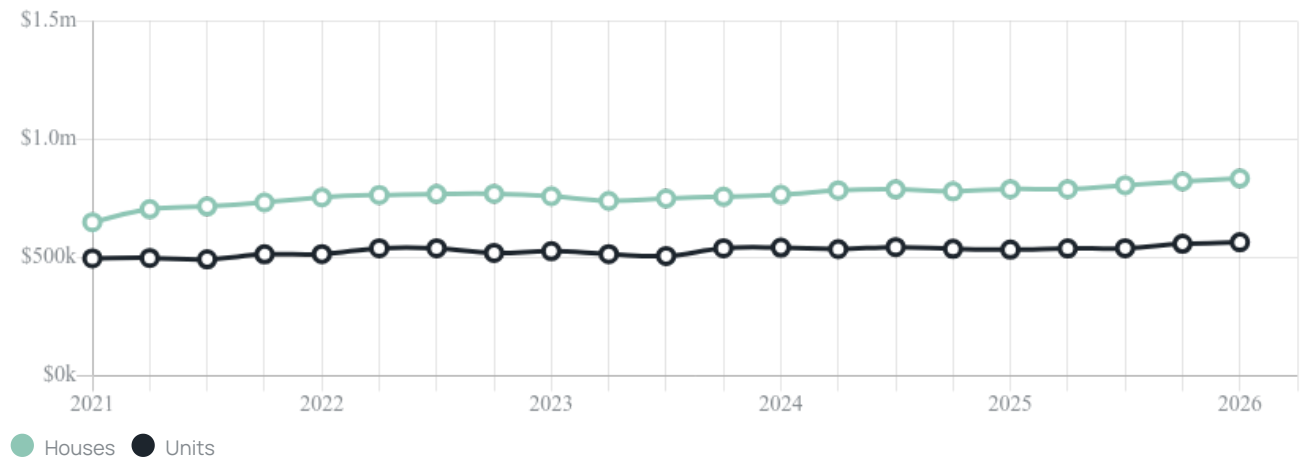
Median

\$565k

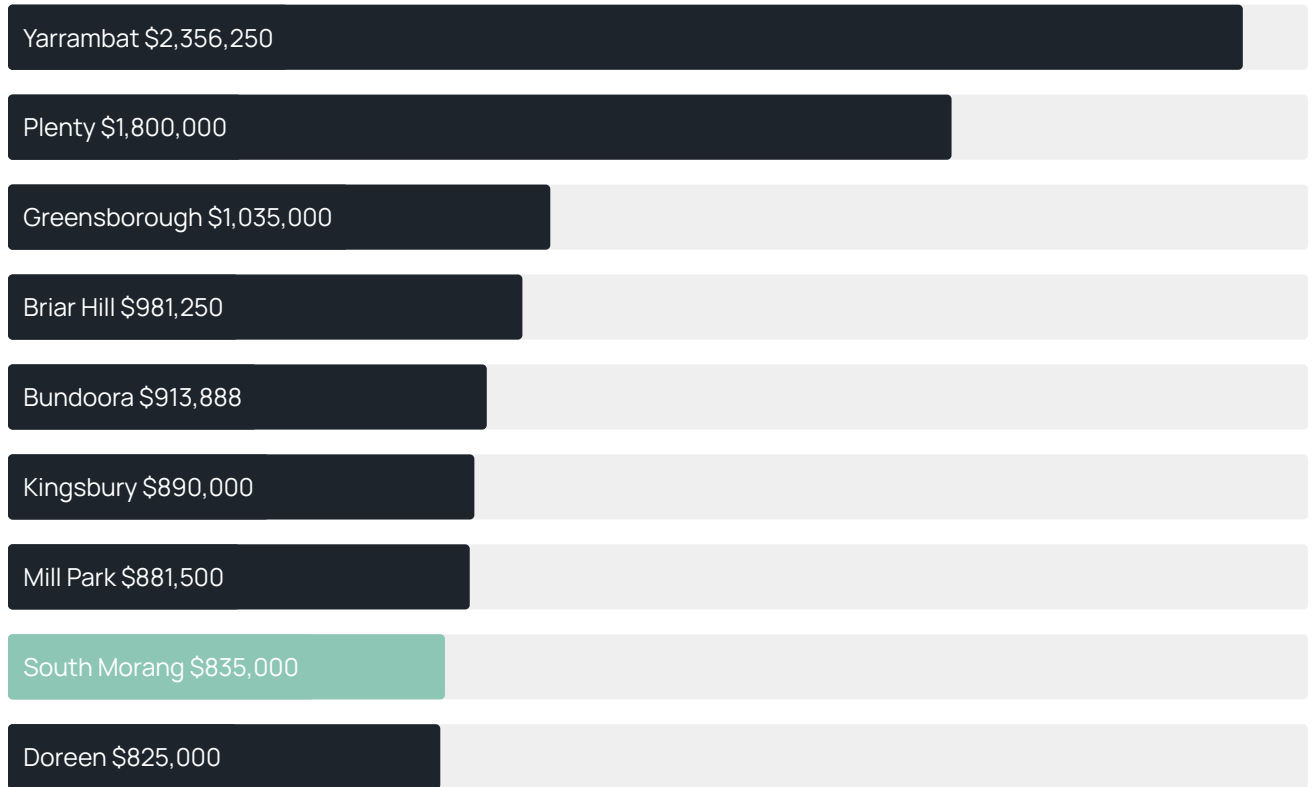
Quarterly price change

1.16% ↑

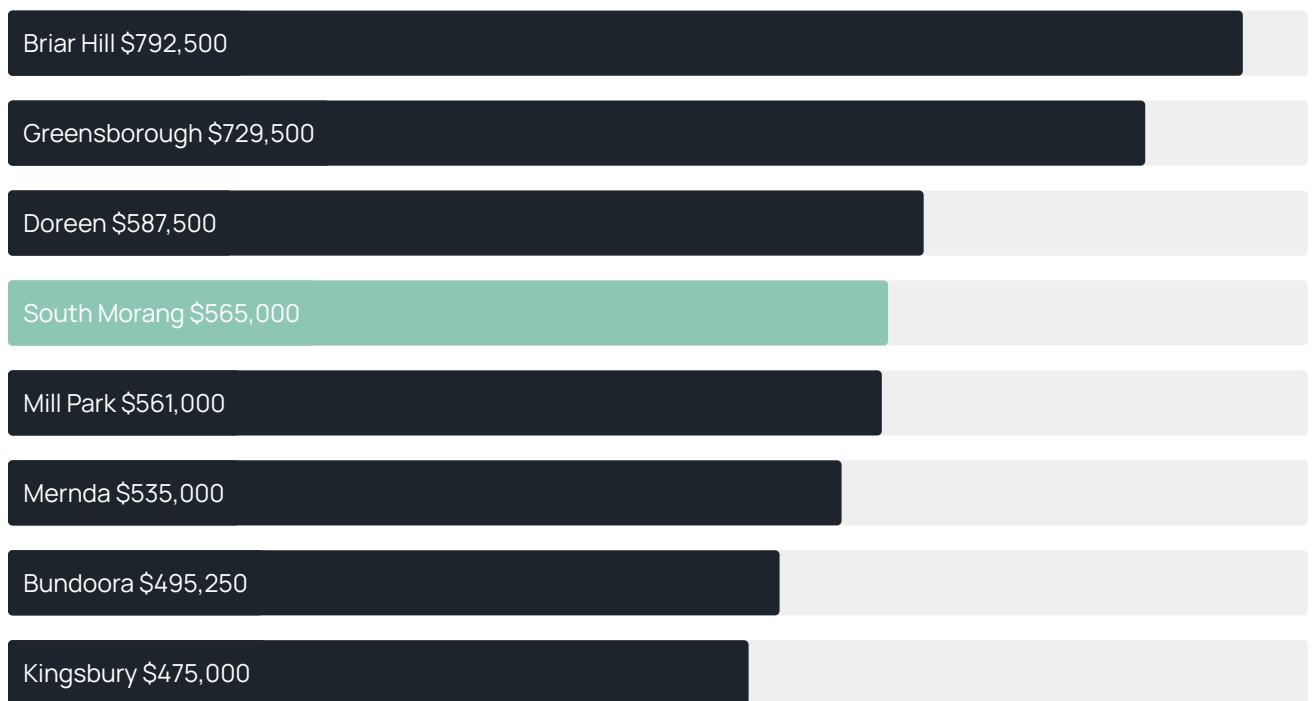
Quarterly price change<sup>1</sup>



### Median house price<sup>1</sup>



### Median unit price<sup>1</sup>



Sale method<sup>2</sup>



● Auction 72%  
● Private 28%

Auction clearance rate<sup>3</sup>

76.92%

Median days on market<sup>3</sup>

28 days

Average hold period<sup>1</sup>

8.2 years

Dwelling type<sup>5</sup>



● Houses 84% ● Units 16%

Ownership<sup>5</sup>



● Owned outright 25% ● Mortgaged 56% ● Rented 19%

Population<sup>5</sup>

24,989

Median asking rent<sup>1</sup>

\$570 per week

Population growth<sup>5</sup>

3.86%

Rental yield<sup>1</sup>

3.64%

Median age<sup>5</sup>

36 years











Median household size<sup>5</sup>

3 people











SOUTH MORANG SUBURB REPORT

## Recent South Morang sales











Discover a snapshot of the most recent results for this suburb, to view the full 12 months of sales history, please go to [jellisCraig.com.au/suburb-reports](http://jellisCraig.com.au/suburb-reports)

Address	Bedrooms	Type	Price	Sold
 47 Panton Gap Dr South Morang	4	House	\$786,000	30 May 2026
 44 Gabriel Tce South Morang	3	House	\$886,500	30 May 2026
 10/883 Plenty Rd SOUTH MORANG	2	House	\$468,500	30 May 2026
 47 Highview Dr South Morang	4	House	\$855,000	28 May 2026
 29 Visage Dr South Morang	3	House	\$735,000	28 May 2026
 8 Kumara Cirt South Morang	4	House	\$780,000	23 May 2026
 8 Zieria Dr South Morang	4	House	\$1,270,000	23 May 2026
 21 Grampians Dr South Morang	4	House	\$985,000	22 May 2026
 2/31 Old Plenty Rd SOUTH MORANG	3	Townhouse	\$615,000	18 May 2026
 7 The Gums South Morang	4	House	\$1,021,000	16 May 2026

## SOUTH MORANG SUBURB REPORT

Address	Bedrooms	Type	Price	Sold
 18 Saintly Dr South Morang	4	House	\$1,075,000	16 May 2026
 10 St Johns Ct South Morang	3	House	\$770,000	16 May 2026
 3/877 Plenty Rd South Morang	2	Unit	\$375,000	13 May 2026
 1/22 Old Plenty Rd South Morang	3	Townhouse	\$652,500	12 May 2026
 25 Palisades Blvd South Morang	3	Townhouse	\$750,000	11 May 2026
 16 Jezwing Av South Morang	4	House	\$816,000	09 May 2026
 50 Everlasting Blvd South Morang	2	Townhouse	\$535,000	07 May 2026
 19 Le Page Run South Morang	4	House	\$940,000	02 May 2026
 1 Wattletree Wlk South Morang	3	House	\$852,000	02 May 2026
 12 Delphi Av South Morang	4	House	\$1,520,000	02 May 2026

## SOUTH MORANG SUBURB REPORT

Address	Bedrooms	Type	Price	Sold
 6 Crepe Myrtle Cr South Morang	3	House	\$638,000	02 May 2026
 5/788 Plenty Rd South Morang	2	Townhouse	\$510,000	01 May 2026
 15 Lamour Av South Morang	4	House	\$741,500	30 Apr 2026
 4 Bugle Cl South Morang	4	House	\$1,080,000	30 Apr 2026
 29 Paringa Av South Morang	3	House	\$800,000	28 Apr 2026
 7 Leaflove Wlk South Morang	3	Townhouse	\$590,000	23 Apr 2026
 27 Highpoint Dr South Morang	5	House	\$1,160,000	23 Apr 2026
 41 Meridian Dr South Morang	3	House	\$1,370,000	21 Apr 2026
 12 Appleberry Pl South Morang	4	House	\$1,001,000	20 Apr 2026
 6 Serenity Way South Morang	3	House	\$710,000	18 Apr 2026



**Jellis Craig Eltham**  
1022 Main Road, Eltham  
03 9431 1222

Jellis Craig acknowledges and pays our respects to the Bunurong People, the Wadawurrung People, the Dja Dja Wurrung People and the Wurundjeri People as the Traditional Owners and original custodians of the lands on which Jellis Craig operates.

---

Data is current as of PDF generation date 01/06/2026

- 1 Property Data Online, updated quarterly for the past 12 months
- 2 Property Data Online, updated daily for the past 12 months
- 3 Property Data Online, updated daily for the past quarter
- 4 Jellis Craig's average inspection attendance per listing (houses) over the last 12 months, updated daily
- 5 2021 Australian Census
- 6 Property Data Online, updated daily

This publication contains data, analytics, statistics and other information supplied by PROPERTYDATAONLINE PTY LTD (PropertyData). The data provided in this publication is of a general nature and should not be construed as specific advice or relied upon in lieu of appropriate professional advice.

PropertyData relies upon data supplied by third parties and while the data is checked and reviewed, PropertyData does not warrant the accuracy or completeness of the information to the full extent permitted by the law and excludes all loss or damage howsoever arising (including through negligence) in connection with the data supplied by PropertyData. The State of Victoria owns the copyright in the Property Sales Data and reproduction of that data in any way without the consent of the State of Victoria will constitute a breach of the Copyright Act 1968 (cth). The State of Victoria does not warrant the accuracy or completeness of the Property Sales Data and any person using or relying upon such information does so on the basis that the State of Victoria accepts no responsibility or liability whatsoever for any errors, faults, defects or omissions in the information supplied.