



South Morang

Suburb Report



Your connection to property insights



JellisCraig

SOUTH MORANG SUBURB REPORT

Median house price¹

Median

\$835k

Quarterly price change

1.51% ↑

Median unit price¹

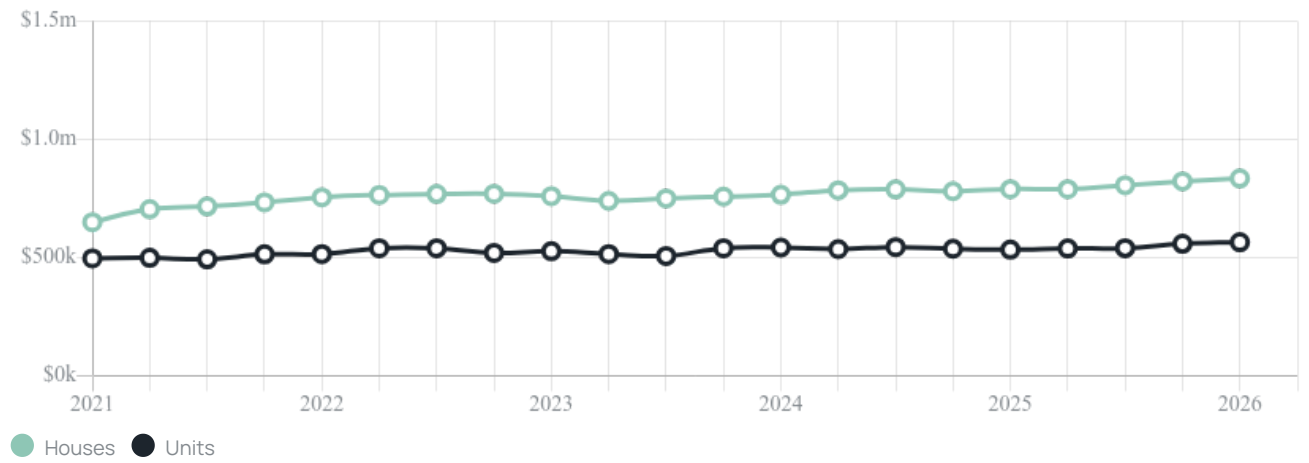
Median

\$565k

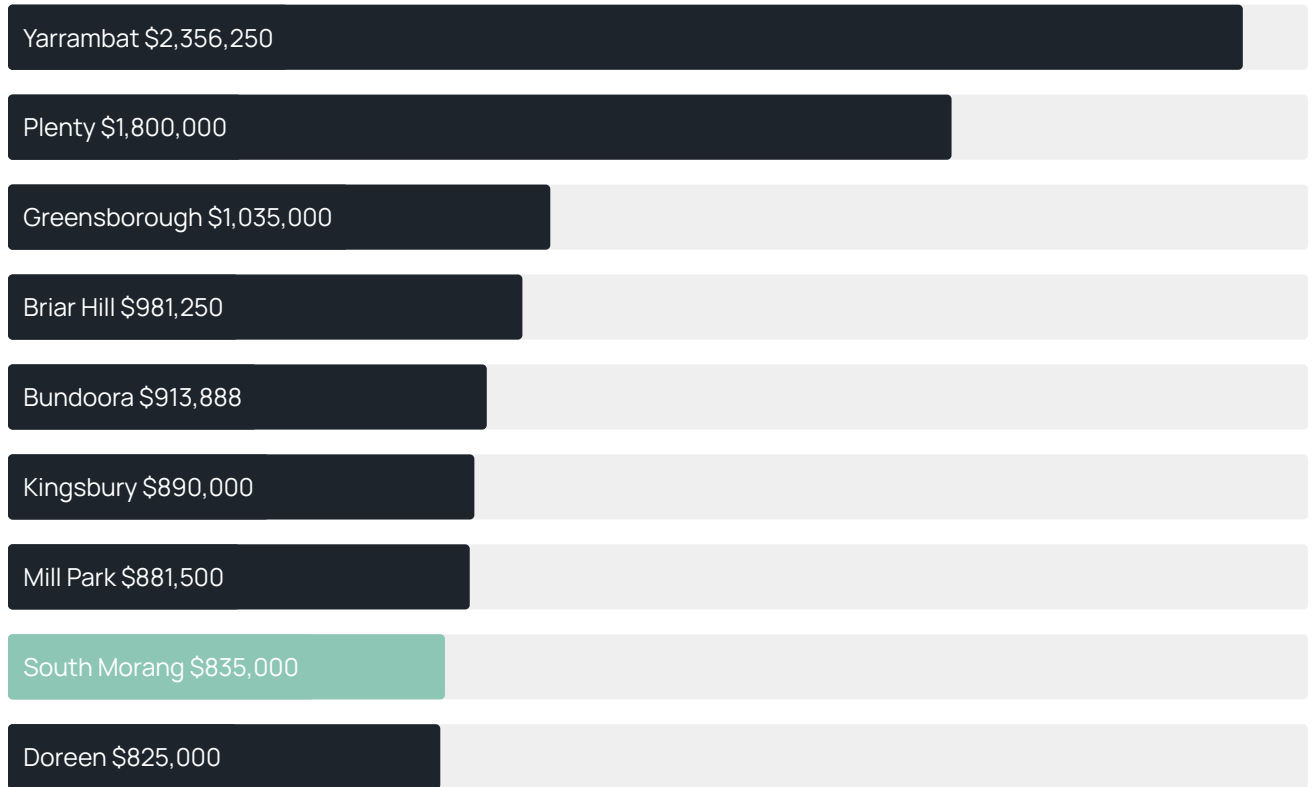
Quarterly price change

1.16% ↑

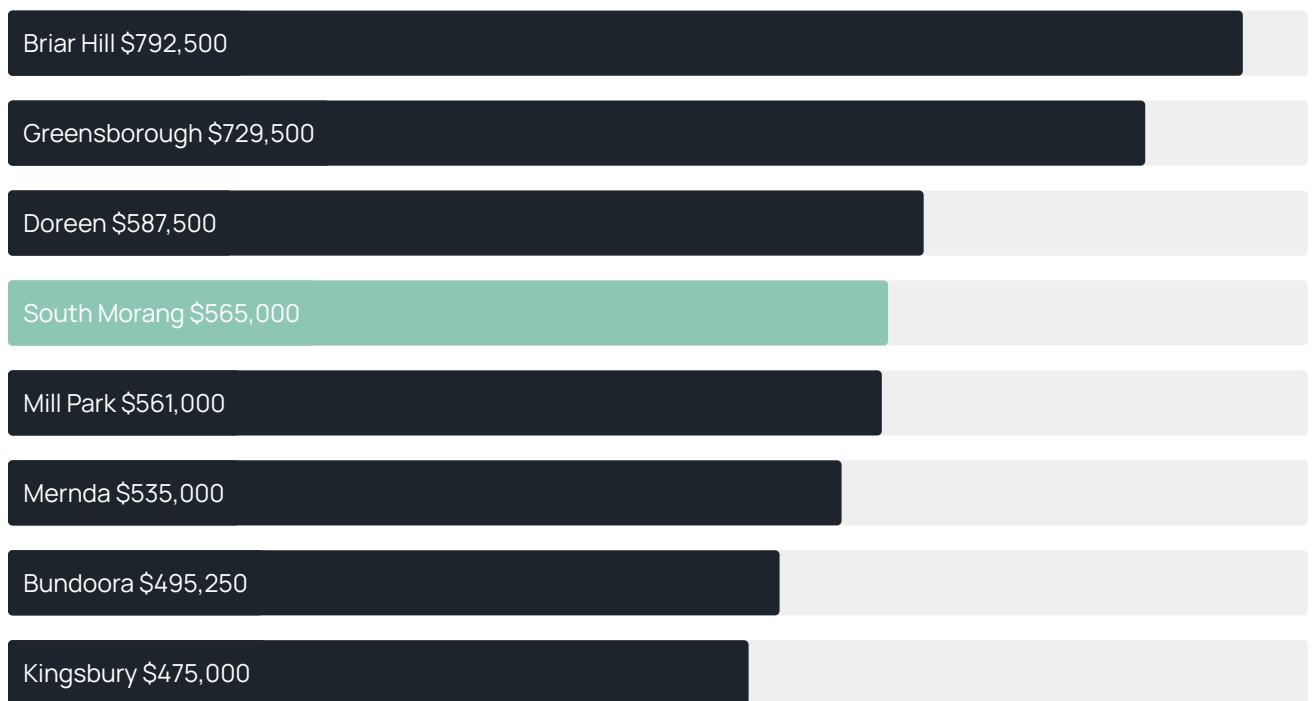
Quarterly price change¹



Median house price¹



Median unit price¹



Sale method²



● Auction 69%
● Private 31%

Auction clearance rate³

81.82%

Median days on market³

27 days

Average hold period¹

8.2 years

Dwelling type⁵



● Houses 84% ● Units 16%

Ownership⁵



● Owned outright 25% ● Mortgaged 56% ● Rented 19%

Population⁵

24,989

Median asking rent¹

\$570 per week

Population growth⁵

3.86%

Rental yield¹

3.64%

Median age⁵

36 years











Median household size⁵

3 people











SOUTH MORANG SUBURB REPORT

Recent South Morang sales











Discover a snapshot of the most recent results for this suburb, to view the full 12 months of sales history, please go to jellisCraig.com.au/suburb-reports

Address	Bedrooms	Type	Price	Sold
 15 Lamour Av South Morang	4	House	\$741,500	30 Apr 2026
 29 Paringa Av South Morang	3	House	\$800,000	28 Apr 2026
 7 Leaflove Wlk South Morang	3	Townhouse	\$590,000	23 Apr 2026
 27 Highpoint Dr South Morang	5	House	\$1,160,000	23 Apr 2026
 41 Meridian Dr South Morang	3	House	\$1,370,000	21 Apr 2026
 12 Appleberry Pl South Morang	4	House	\$1,001,000	20 Apr 2026
 6 Serenity Way South Morang	3	House	\$710,000	18 Apr 2026
 22 Mirrabucca Prm South Morang	4	House	\$742,000	18 Apr 2026
 47 Donnelly Cirt South Morang	4	House	\$840,000	17 Apr 2026
 17/3 Old Plenty Rd SOUTH MORANG	3	Townhouse	\$620,000	16 Apr 2026

SOUTH MORANG SUBURB REPORT

Address	Bedrooms	Type	Price	Sold
 12 Poppy Dr South Morang	3	House	\$885,000	14 Apr 2026
 1/4 Capri Cl South Morang	3	House	\$662,000	11 Apr 2026
 6 Kerford Ct South Morang	3	House	\$660,000	11 Apr 2026
 4 Penola Dr South Morang	4	House	\$890,000	11 Apr 2026
 26 Neddletail Cr South Morang	3	House	\$830,000	10 Apr 2026
 13 Strathoon Cr South Morang	4	House	\$975,000	07 Apr 2026
 3a Riverside Dr South Morang	3	Townhouse	\$610,000	02 Apr 2026
 13/788 Plenty Rd South Morang	3	House	\$632,000	01 Apr 2026
 1 Chalon Pl South Morang	3	House	\$770,000	30 Mar 2026
 3 Strahan Pl South Morang	3	House	\$879,000	28 Mar 2026

SOUTH MORANG SUBURB REPORT

Address	Bedrooms	Type	Price	Sold
 21 Hawkstowe Pde South Morang	4	House	\$1,260,000	28 Mar 2026
 15 Paddys Pl South Morang	3	House	\$767,000	28 Mar 2026
 26 Gordons Rd South Morang	2	Townhouse	\$555,000	27 Mar 2026
 35 Glenorchy Way South Morang	2	House	\$556,000	26 Mar 2026
 18 Comata Way South Morang	4	House	\$870,000	24 Mar 2026
 15 Wattlebird Wlk South Morang	4	House	\$980,000	23 Mar 2026
 21 Gravelier Way SOUTH MORANG	4	House	\$1,190,000	23 Mar 2026
 4/3 Furci Ct South Morang	3	Unit	\$615,000	21 Mar 2026
 14 Midnight Cirt South Morang	4	House	\$670,000	21 Mar 2026
 5 Grattan St South Morang	3	House	\$852,000	21 Mar 2026



Jellis Craig Eltham
1022 Main Road, Eltham
03 9431 1222

Jellis Craig acknowledges and pays our respects to the Bunurong People, the Wadawurrung People, the Dja Dja Wurrung People and the Wurundjeri People as the Traditional Owners and original custodians of the lands on which Jellis Craig operates.

Data is current as of PDF generation date 01/05/2026

- 1 Property Data Online, updated quarterly for the past 12 months
- 2 Property Data Online, updated daily for the past 12 months
- 3 Property Data Online, updated daily for the past quarter
- 4 Jellis Craig's average inspection attendance per listing (houses) over the last 12 months, updated daily
- 5 2021 Australian Census
- 6 Property Data Online, updated daily

This publication contains data, analytics, statistics and other information supplied by PROPERTYDATAONLINE PTY LTD (PropertyData). The data provided in this publication is of a general nature and should not be construed as specific advice or relied upon in lieu of appropriate professional advice.

PropertyData relies upon data supplied by third parties and while the data is checked and reviewed, PropertyData does not warrant the accuracy or completeness of the information to the full extent permitted by the law and excludes all loss or damage howsoever arising (including through negligence) in connection with the data supplied by PropertyData. The State of Victoria owns the copyright in the Property Sales Data and reproduction of that data in any way without the consent of the State of Victoria will constitute a breach of the Copyright Act 1968 (cth). The State of Victoria does not warrant the accuracy or completeness of the Property Sales Data and any person using or relying upon such information does so on the basis that the State of Victoria accepts no responsibility or liability whatsoever for any errors, faults, defects or omissions in the information supplied.