



Spotswood

# Suburb Report



Your connection to property insights



**JellisCraig**

SPOTSWOOD SUBURB REPORT

Median house price<sup>1</sup>

Median

\$1.23m

Quarterly price change

0.18% ↑

Median unit price<sup>1</sup>

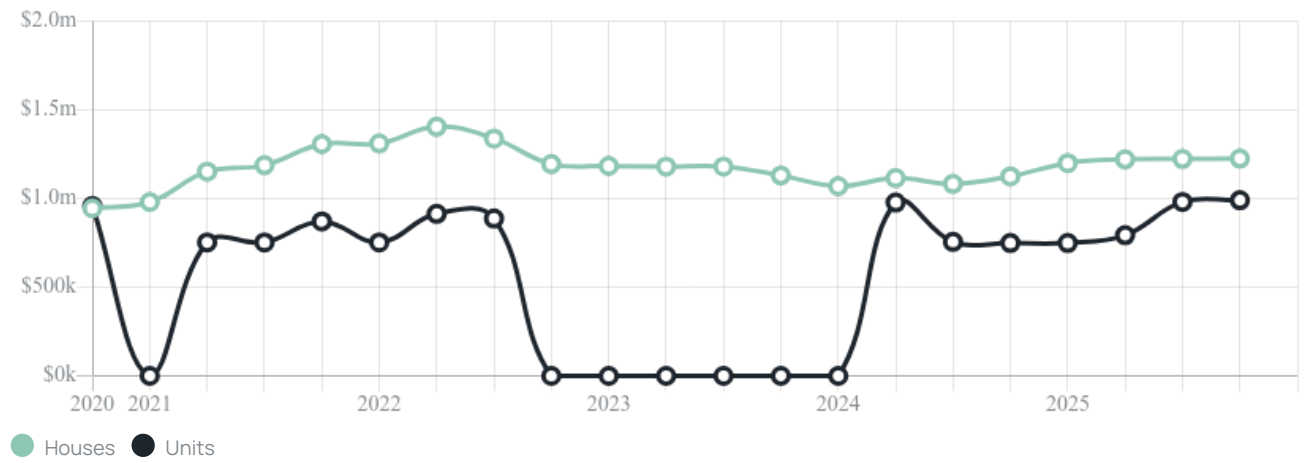
Median

\$990k

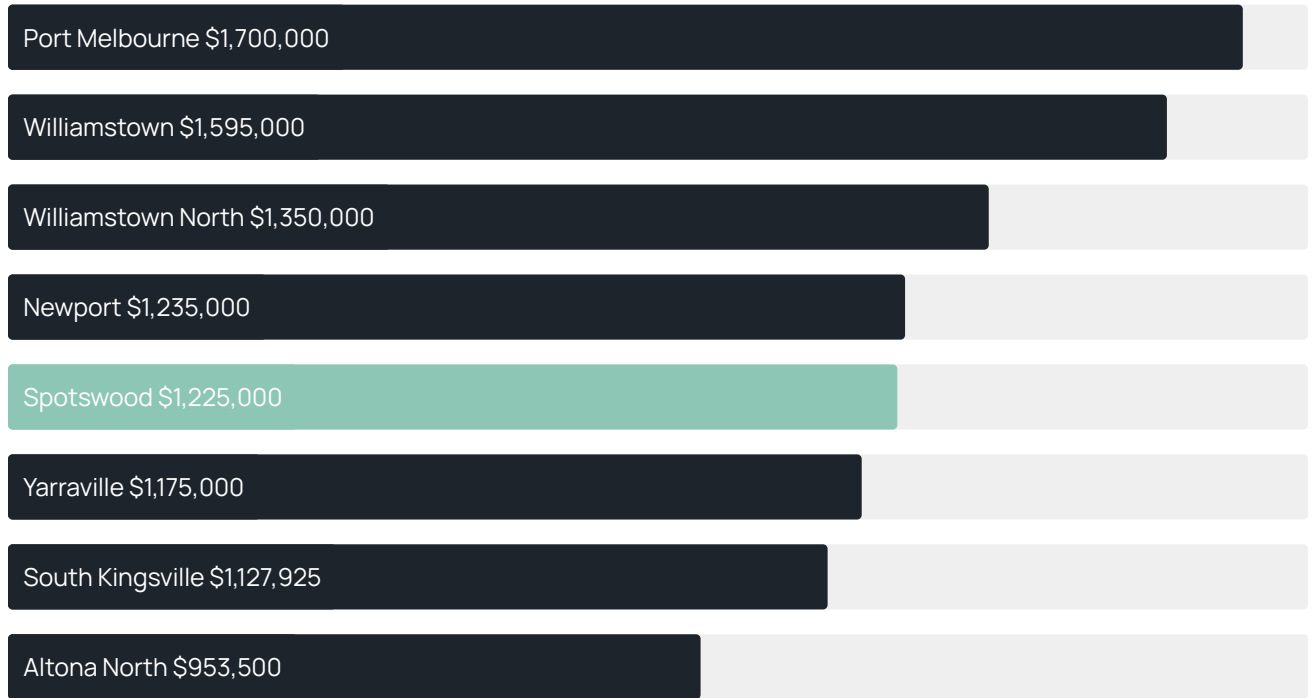
Quarterly price change

0.96% ↑

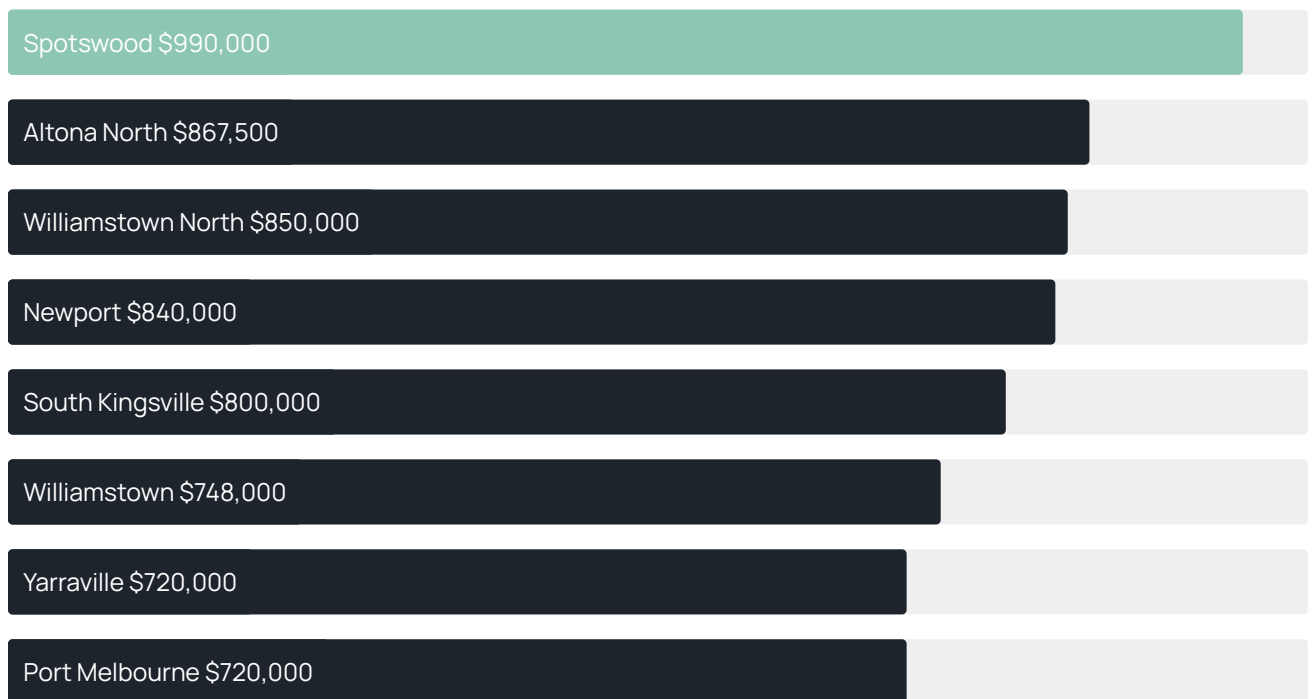
Quarterly price change<sup>1</sup>



### Median house price<sup>1</sup>



### Median unit price<sup>1</sup>



Sale method<sup>2</sup>



- Auction 74%
- Private 26%

Auction clearance rate<sup>3</sup>

85.71%

Median days on market<sup>3</sup>

25 days

Jellis Craig average inspection attendance per listing<sup>4</sup>

25 groups

Average hold period<sup>1</sup>

7.0 years

Dwelling type<sup>5</sup>



- Houses 66%
- Units 34%

Ownership<sup>5</sup>



- Owned outright 30%
- Mortgaged 42%
- Rented 28%

Population<sup>5</sup>

2,820

Median asking rent<sup>1</sup>

\$695 per week

Median age<sup>5</sup>

37 years

Rental yield<sup>1</sup>

3.28%











Median household size<sup>5</sup>

2.6 people











SPOTSWOOD SUBURB REPORT

## Recent Spotswood sales











Discover a snapshot of the most recent results for this suburb, to view the full 12 months of sales history, please go to [jellisraig.com.au/suburb-reports](http://jellisraig.com.au/suburb-reports)

Address	Bedrooms	Type	Price	Sold
 41 Mary St Spotswood	3	House	\$1,716,500	28 Mar 2026
 7 Strong St Spotswood	3	House	\$851,000	14 Mar 2026
 12 Abbott St Spotswood	3	House	\$1,050,000	13 Mar 2026
 164 Hudsons Rd Spotswood	5	House	\$1,690,000	01 Mar 2026
 40a Reed St Spotswood	3	Townhouse	\$1,170,000	28 Feb 2026
 21 George St Spotswood	2	House	\$1,039,000	28 Feb 2026
 2/184 Hudsons Rd Spotswood	3	Townhouse	\$1,039,000	21 Feb 2026
 4/152 Hall St SPOTSWOOD	2	Townhouse	\$805,000	18 Feb 2026
 1/12 Strong St Spotswood	2	Townhouse	\$766,000	18 Feb 2026
 17 Mary St Spotswood	4	House	\$1,420,000	16 Feb 2026

## SPOTSWOOD SUBURB REPORT

Address	Bedrooms	Type	Price	Sold
 1/3 Mary St Spotswood	3	House	\$975,000	13 Feb 2026
 134 The Avenue Spotswood	3	House	\$915,000	05 Feb 2026
 9 George St Spotswood	4	House	\$2,190,000	05 Feb 2026
 22 Robb St Spotswood	2	House	\$810,000	31 Jan 2026
 25 Reed St Spotswood	2	House	\$1,052,500	23 Jan 2026
 204/23 Birmingham St Spotswood	3	Flat/Unit/Apartment	\$759,000	10 Dec 2025
 312/23 Birmingham St Spotswood	3	Flat/Unit/Apartment	\$1,150,000	09 Dec 2025
 207/88 Hudsons Rd Spotswood	2	Apartment	\$665,000	04 Dec 2025
 1/4 Ferguson St Spotswood	2	Strata Unit/Flat	\$610,000	04 Dec 2025
 161 The Avenue Spotswood	3	House	\$911,000	01 Dec 2025

## SPOTSWOOD SUBURB REPORT

Address	Bedrooms	Type	Price	Sold
 49 Birmingham St Spotswood	2	Flat/Unit/Apartment	\$1,299,000	28 Nov 2025
 16a Derham St Spotswood	4	House	\$1,300,000	27 Nov 2025
 50a Hick St Spotswood	3	Townhouse	\$1,070,000	26 Nov 2025
 21 Birmingham St Spotswood	2	Flat/Unit/Apartment	\$1,299,000	26 Nov 2025
 28 Hick St Spotswood	3	House	\$1,280,000	20 Nov 2025
 6 Creek St Spotswood	3	House	\$930,000	17 Nov 2025
 3 Bolton St Spotswood	2	House	\$840,000	15 Nov 2025
 141 The Avenue Spotswood	3	House	\$905,000	12 Nov 2025
 136 The Avenue Spotswood	3	House	\$1,170,000	10 Nov 2025
 304/23 Birmingham St Spotswood	2	Flat/Unit/Apartment	\$799,000	10 Nov 2025



**Jellis Craig Williamstown**  
84 Ferguson Street, Williamstown  
03 8387 0000

Jellis Craig acknowledges and pays our respects to the Bunurong People, the Wadawurrung People, the Dja Dja Wurrung People and the Wurundjeri People as the Traditional Owners and original custodians of the lands on which Jellis Craig operates.

---

Data is current as of PDF generation date 01/04/2026

- 1 Property Data Online, updated quarterly for the past 12 months
- 2 Property Data Online, updated daily for the past 12 months
- 3 Property Data Online, updated daily for the past quarter
- 4 Jellis Craig's average inspection attendance per listing (houses) over the last 12 months, updated daily
- 5 2021 Australian Census
- 6 Property Data Online, updated daily

This publication contains data, analytics, statistics and other information supplied by PROPERTYDATAONLINE PTY LTD (PropertyData). The data provided in this publication is of a general nature and should not be construed as specific advice or relied upon in lieu of appropriate professional advice.

PropertyData relies upon data supplied by third parties and while the data is checked and reviewed, PropertyData does not warrant the accuracy or completeness of the information to the full extent permitted by the law and excludes all loss or damage howsoever arising (including through negligence) in connection with the data supplied by PropertyData. The State of Victoria owns the copyright in the Property Sales Data and reproduction of that data in any way without the consent of the State of Victoria will constitute a breach of the Copyright Act 1968 (cth). The State of Victoria does not warrant the accuracy or completeness of the Property Sales Data and any person using or relying upon such information does so on the basis that the State of Victoria accepts no responsibility or liability whatsoever for any errors, faults, defects or omissions in the information supplied.