



Spotswood Suburb Report



Your connection to property insights



JellisCraig

SPOTSWOOD SUBURB REPORT

Median house price¹

Median

\$1.23m

Quarterly price change

0.18% ↑

Median unit price¹

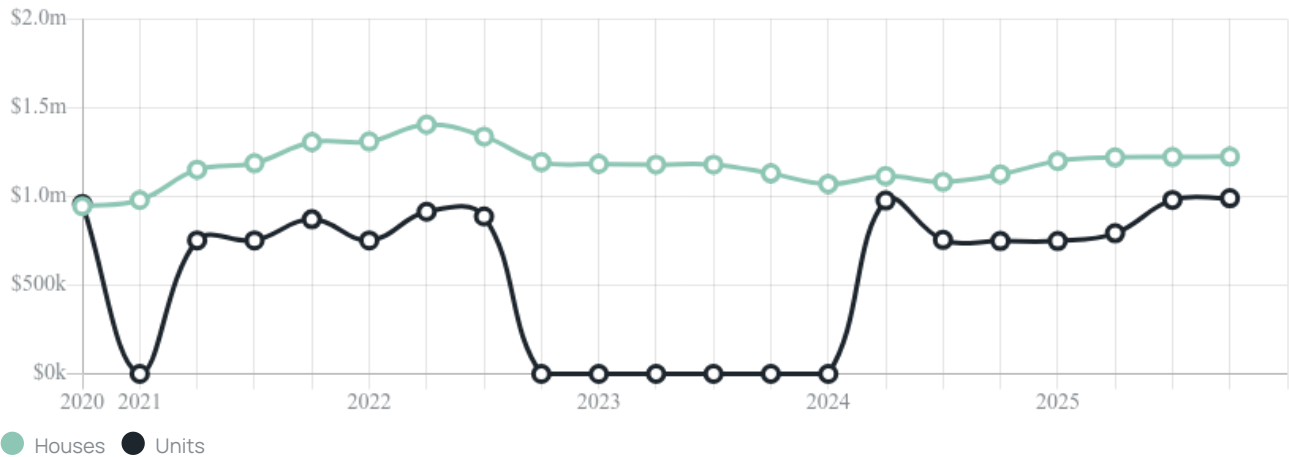
Median

\$990k

Quarterly price change

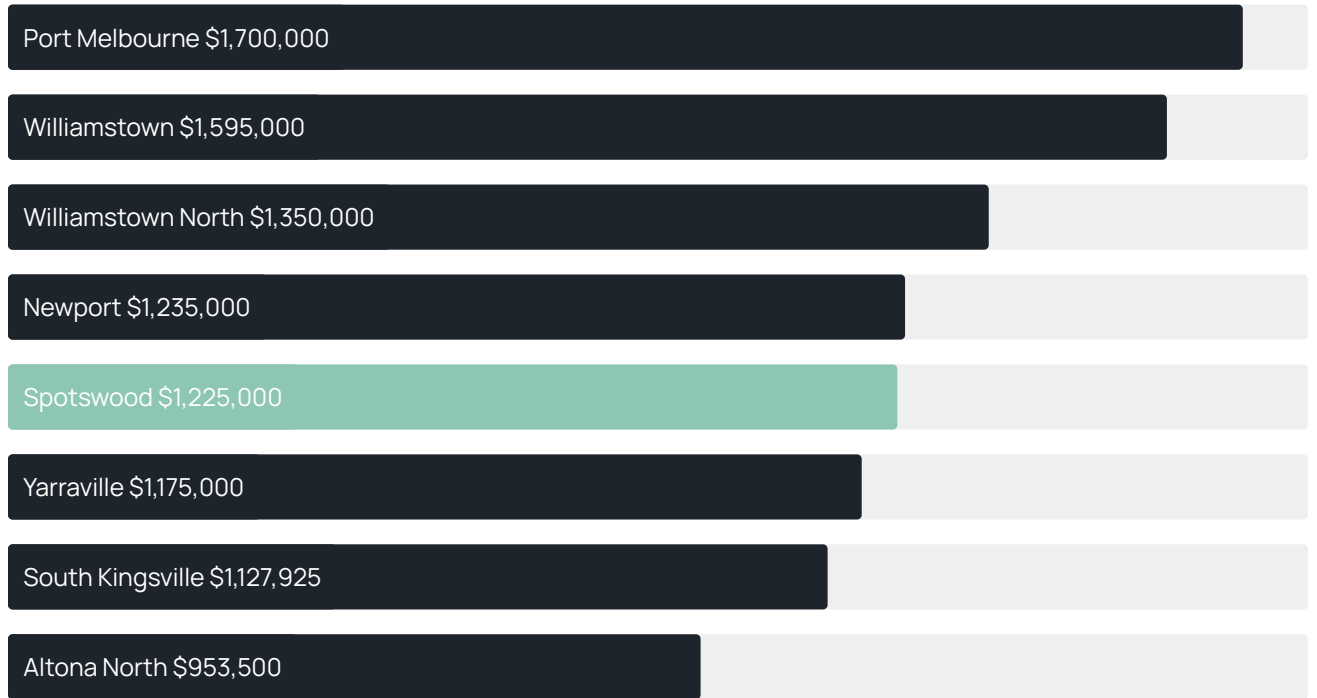
0.96% ↑

Quarterly price change¹

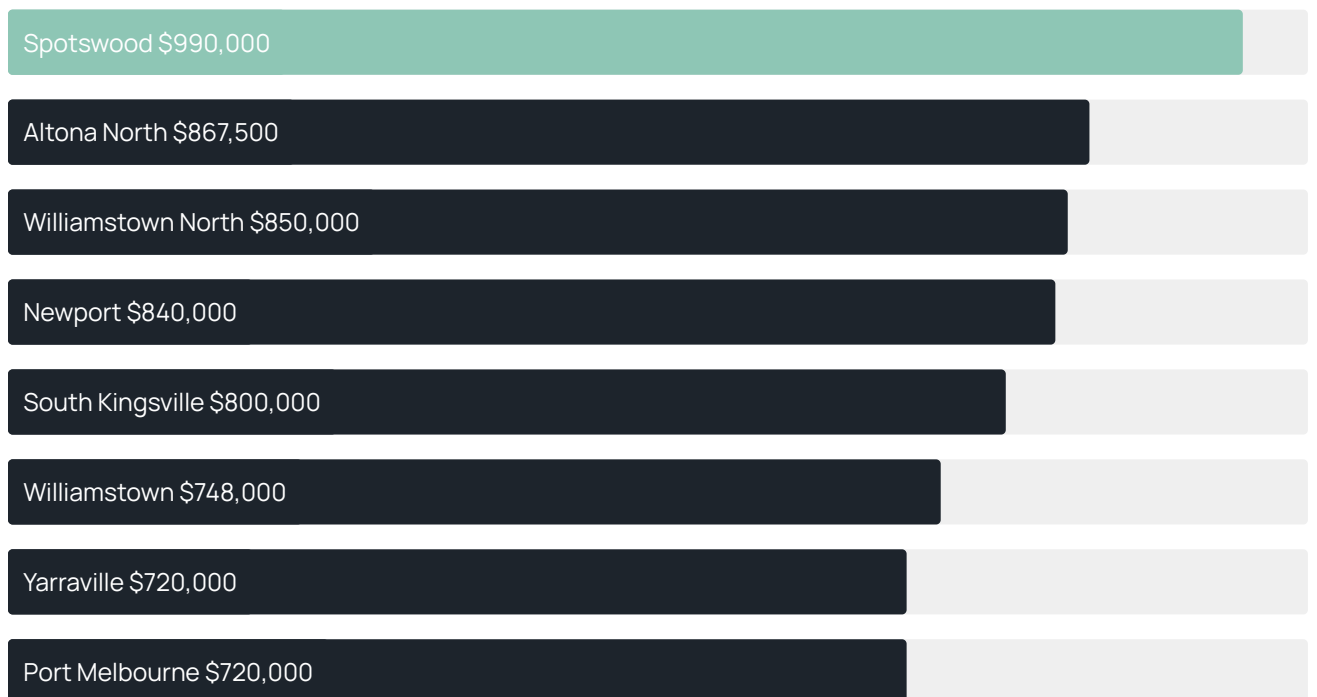


SPOTSWOOD SUBURB REPORT

Median house price¹



Median unit price¹



Sale method²Auction clearance rate³

45.45%

Median days on market³

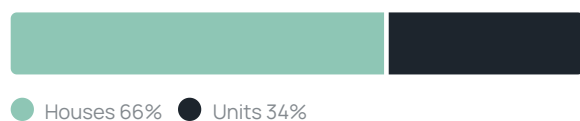
29 days

Jellis Craig average inspection attendance per listing⁴

29 groups

Average hold period¹

7.0 years

Dwelling type⁵Population⁵

2,820

Ownership⁵Median asking rent¹

\$695 per week

Median age⁵

37 years

Rental yield¹

3.28%











Median household size⁵

2.6 people











SPOTSWOOD SUBURB REPORT

Recent Spotswood sales











Discover a snapshot of the most recent results for this suburb, to view the full 12 months of sales history, please go to jellisicraig.com.au/suburb-reports

Address	Bedrooms	Type	Price	Sold
 207/88 Hudsons Rd Spotswood	2	Apartment	\$665,000	04 Dec 2025
 161 The Avenue Spotswood	3	House	\$911,000	01 Dec 2025
 50a Hick St Spotswood	3	Townhouse	\$1,070,000	26 Nov 2025
 28 Hick St Spotswood	3	House	\$1,280,000	20 Nov 2025
 6 Creek St Spotswood	3	House	\$930,000	17 Nov 2025
 3 Bolton St Spotswood	2	House	\$840,000	15 Nov 2025
 141 The Avenue Spotswood	3	House	\$905,000	12 Nov 2025
 136 The Avenue Spotswood	3	House	\$1,170,000	10 Nov 2025
 304/23 Birmingham St Spotswood	2	Flat/Unit/Apartment	\$799,000	10 Nov 2025
 9a George St Spotswood	4	House	\$1,600,000	01 Nov 2025

SPOTSWOOD SUBURB REPORT

Address	Bedrooms	Type	Price	Sold
 3/3 Mary St Spotswood	3	Townhouse	\$1,250,000	31 Oct 2025
 1/9 Strong St Spotswood	2	Townhouse	\$740,000	14 Oct 2025
 37 Birmingham St Spotswood	3	Strata Unit/Flat	\$1,150,000	08 Oct 2025
 75a The Avenue SPOTSWOOD	3	House	\$1,155,000	29 Sep 2025
 20 Forrest St Spotswood	3	House	\$1,000,000	27 Sep 2025
 12 Raleigh St Spotswood	3	House	\$930,000	26 Sep 2025
 14 Reed St Spotswood	3	House	\$1,420,000	05 Sep 2025
 12a Vernier St Spotswood	4	House	\$1,100,000	02 Sep 2025
 18 Robb St Spotswood	3	House	\$1,100,000	18 Aug 2025
 111 The Avenue Spotswood	3	House	\$1,110,000	12 Aug 2025

SPOTSWOOD SUBURB REPORT

Address	Bedrooms	Type	Price	Sold
 59 Hope St Spotswood	4	House	\$1,255,000	08 Aug 2025
 20 Hick St Spotswood	3	House	\$1,280,000	08 Aug 2025
 24 Forrest St Spotswood	3	House	\$1,225,000	25 Jul 2025
 14 Mclister St Spotswood	3	House	\$1,100,000	24 Jul 2025
 99 Hudsons Rd Spotswood	4	House on commercial land	\$920,000	02 Jul 2025
 6 Arras St Spotswood	3	House	\$1,045,000	25 Jun 2025
 2 Watt St Spotswood	4	Townhouse	\$1,600,000	17 Jun 2025
 30 Hick St Spotswood	3	House	\$1,270,000	06 Jun 2025
 1/12 Muir St Spotswood	4	Townhouse	\$1,410,000	05 Jun 2025
 7a Arras St Spotswood	3	House	\$1,180,000	31 May 2025



Jellis Craig Williamstown
84 Ferguson Street, Williamstown
03 8387 0000

Jellis Craig acknowledges and pays our respects to the Bunurong People, the Wadawurrung People, the Dja Dja Wurrung People and the Wurundjeri People as the Traditional Owners and original custodians of the lands on which Jellis Craig operates.

Data is current as of PDF generation date 19/01/2026

- 1 Property Data Online, updated quarterly for the past 12 months
- 2 Property Data Online, updated daily for the past 12 months
- 3 Property Data Online, updated daily for the past quarter
- 4 Jellis Craig's average inspection attendance per listing (houses) over the last 12 months, updated daily
- 5 2021 Australian Census
- 6 Property Data Online, updated daily

This publication contains data, analytics, statistics and other information supplied by PROPERTYDATAONLINE PTY LTD (PropertyData). The data provided in this publication is of a general nature and should not be construed as specific advice or relied upon in lieu of appropriate professional advice.

PropertyData relies upon data supplied by third parties and while the data is checked and reviewed, PropertyData does not warrant the accuracy or completeness of the information to the full extent permitted by the law and excludes all loss or damage howsoever arising (including through negligence) in connection with the data supplied by PropertyData. The State of Victoria owns the copyright in the Property Sales Data and reproduction of that data in any way without the consent of the State of Victoria will constitute a breach of the Copyright Act 1968 (cth). The State of Victoria does not warrant the accuracy or completeness of the Property Sales Data and any person using or relying upon such information does so on the basis that the State of Victoria accepts no responsibility or liability whatsoever for any errors, faults, defects or omissions in the information supplied.