



St Kilda

Suburb Report



Your connection to property insights



JellisCraig

ST KILDA SUBURB REPORT

Median house price¹

Median

\$1.70m

Quarterly price change

-1.44% ↓

Median unit price¹

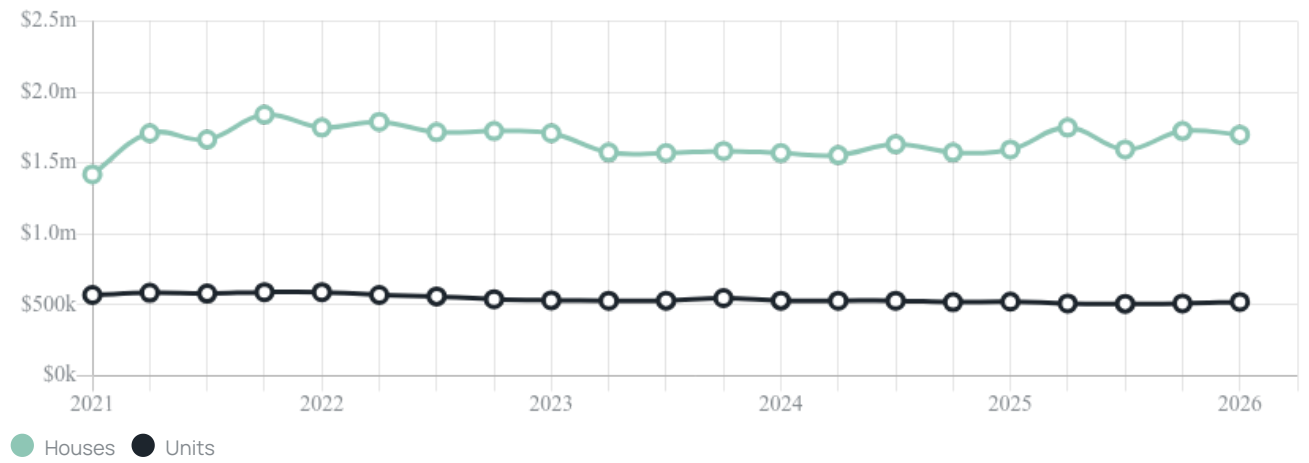
Median

\$521k

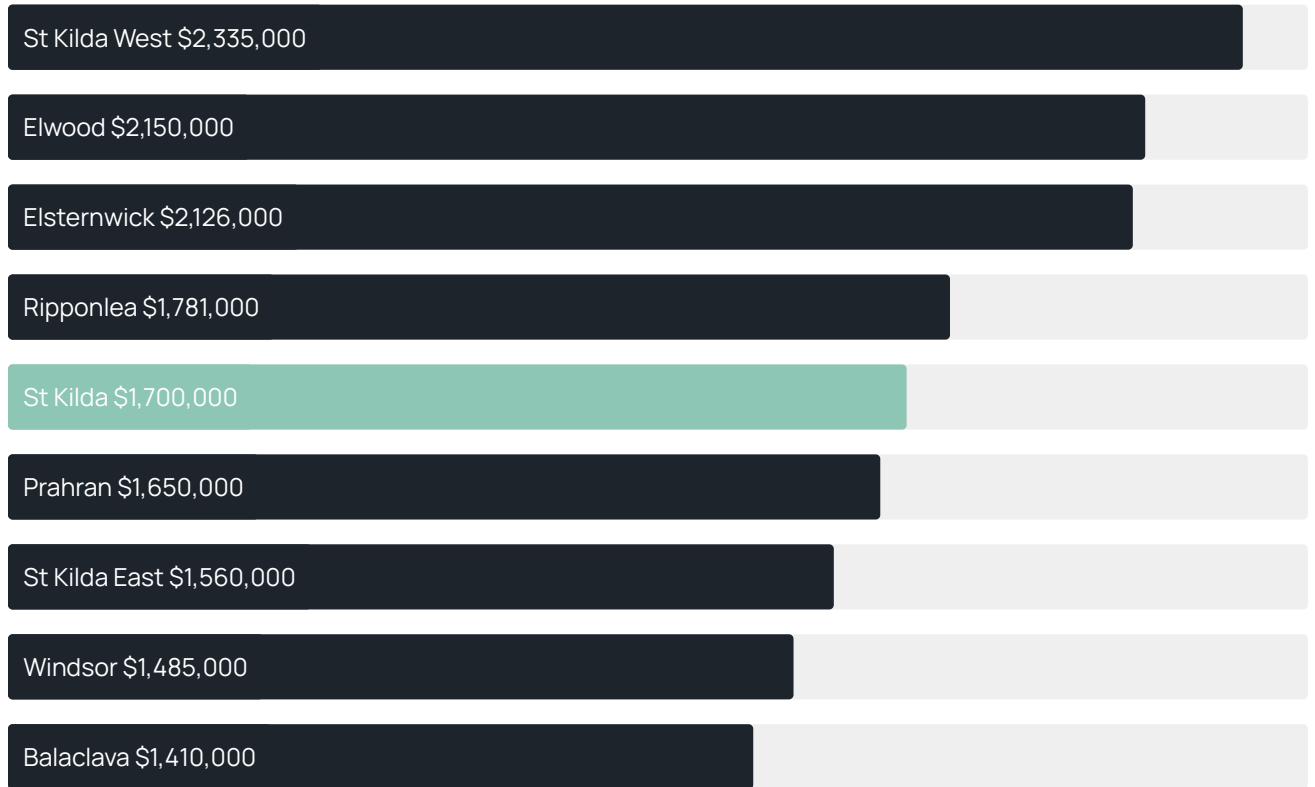
Quarterly price change

2.15% ↑

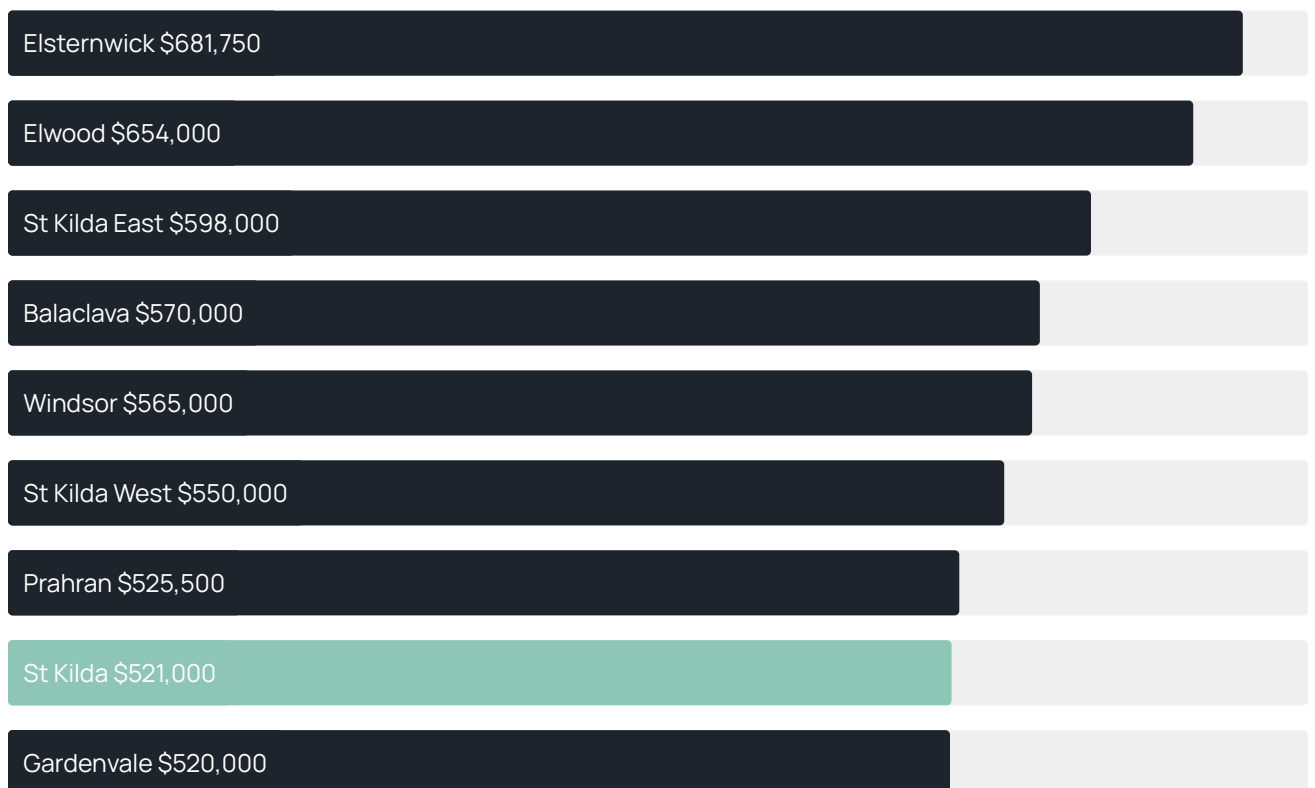
Quarterly price change¹



Median house price¹



Median unit price¹



Sale method²



● Auction 19%
● Private 81%

Auction clearance rate³

68.42%

Median days on market³

25 days

Average hold period¹

7.8 years

Dwelling type⁵



● Houses 6% ● Units 94%

Ownership⁵



● Owned outright 16% ● Mortgaged 26% ● Rented 58%

Population⁵

19,490

Median asking rent¹

\$840 per week

Population growth⁵

-3.66%

Rental yield¹

2.44%

Median age⁵

36 years











Median household size⁵

1.7 people











ST KILDA SUBURB REPORT

Recent St Kilda sales











Discover a snapshot of the most recent results for this suburb, to view the full 12 months of sales history, please go to jellisraig.com.au/suburb-reports

Address	Bedrooms	Type	Price	Sold
 37/25 Redan St ST KILDA	1	Apartment	\$183,000	26 Jun 2026
 34 Vale St St Kilda	3	House	\$1,200,000	26 Jun 2026
 403/13 Wellington St St Kilda	2	Apartment	\$675,000	24 Jun 2026
 30/11 Marine Pde St Kilda	1	Apartment	\$355,000	23 Jun 2026
 17/64 Fitzroy St St Kilda	1	Apartment	\$460,000	23 Jun 2026
 116/196 St Kilda Rd St Kilda	1	Apartment	\$375,000	19 Jun 2026
 204/127-129 Fitzroy St St Kilda	1	Apartment	\$440,000	17 Jun 2026
 403/3-5 St Kilda Rd St Kilda	1	Apartment	\$396,000	11 Jun 2026
 201/24 Crimea St St Kilda	1	Apartment	\$510,000	11 Jun 2026
 8/43 Dalgety St St Kilda	1	Apartment	\$626,000	10 Jun 2026

ST KILDA SUBURB REPORT

Address	Bedrooms	Type	Price	Sold
 13/19-21 Dalgety St St Kilda	2	Apartment	\$632,000	10 Jun 2026
 14/26 Wellington St St Kilda	2	Unit	\$450,000	07 Jun 2026
 1204/101 St Kilda Rd St Kilda	2	Apartment	\$615,000	06 Jun 2026
 18/2a Robe St St Kilda	2	Unit	\$680,000	05 Jun 2026
 8/193 Fitzroy St St Kilda	2	Apartment	\$575,000	05 Jun 2026
 P23/3-5 St Kilda Rd St Kilda	1	Unit	\$400,000	04 Jun 2026
 410/3-5 St Kilda Rd St Kilda	2	Apartment	\$625,000	03 Jun 2026
 12/29 Dalgety St St Kilda	2	Apartment	\$572,500	03 Jun 2026
 313/181-185 St Kilda Rd St Kilda	1	Apartment	\$310,000	01 Jun 2026
 11/76-80 Grey St St Kilda	2	Apartment	\$710,000	31 May 2026

ST KILDA SUBURB REPORT

Address	Bedrooms	Type	Price	Sold
 113/308 St Kilda Rd St Kilda	2	Apartment	\$545,000	30 May 2026
 11/52 Clyde St St Kilda	2	Townhouse	\$975,000	30 May 2026
 5/69 Wellington St ST KILDA	2	Apartment	\$642,000	29 May 2026
 12/15 Inkerman St St Kilda	2	Apartment	\$940,000	29 May 2026
 11/66 Alma Rd St Kilda	2	Apartment	\$538,000	27 May 2026
 401/135 Inkerman St St Kilda	2	Apartment	\$540,000	27 May 2026
 5/73 Pakington St St Kilda	2	Apartment	\$625,000	27 May 2026
 7 & 8/146 St Kilda Rd St Kilda	3	Apartment	\$865,000	27 May 2026
 9/57 Spenser St St Kilda	2	Apartment	\$665,000	27 May 2026
 3 Neptune Pl St Kilda	3	Townhouse	\$1,800,000	25 May 2026



Jellis Craig Albert Park
332 Montague Street, Albert Park
03 8644 5500

Jellis Craig acknowledges and pays our respects to the Bunurong People, the Wadawurrung People, the Dja Dja Wurrung People and the Wurundjeri People as the Traditional Owners and original custodians of the lands on which Jellis Craig operates.

Data is current as of PDF generation date 01/07/2026

- 1 Property Data Online, updated quarterly for the past 12 months
- 2 Property Data Online, updated daily for the past 12 months
- 3 Property Data Online, updated daily for the past quarter
- 4 Jellis Craig's average inspection attendance per listing (houses) over the last 12 months, updated daily
- 5 2021 Australian Census
- 6 Property Data Online, updated daily

This publication contains data, analytics, statistics and other information supplied by PROPERTYDATAONLINE PTY LTD (PropertyData). The data provided in this publication is of a general nature and should not be construed as specific advice or relied upon in lieu of appropriate professional advice.

PropertyData relies upon data supplied by third parties and while the data is checked and reviewed, PropertyData does not warrant the accuracy or completeness of the information to the full extent permitted by the law and excludes all loss or damage howsoever arising (including through negligence) in connection with the data supplied by PropertyData. The State of Victoria owns the copyright in the Property Sales Data and reproduction of that data in any way without the consent of the State of Victoria will constitute a breach of the Copyright Act 1968 (cth). The State of Victoria does not warrant the accuracy or completeness of the Property Sales Data and any person using or relying upon such information does so on the basis that the State of Victoria accepts no responsibility or liability whatsoever for any errors, faults, defects or omissions in the information supplied.