



St Kilda

Suburb Report



Your connection to property insights



JellisCraig

ST KILDA SUBURB REPORT

Median house price¹

Median

\$1.70m

Quarterly price change

-1.44% ↓

Median unit price¹

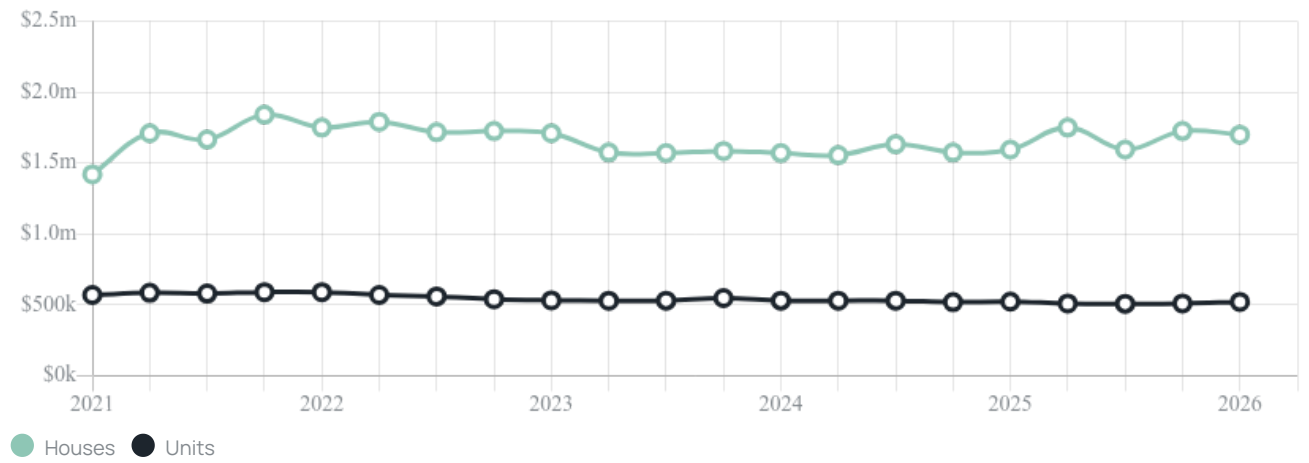
Median

\$521k

Quarterly price change

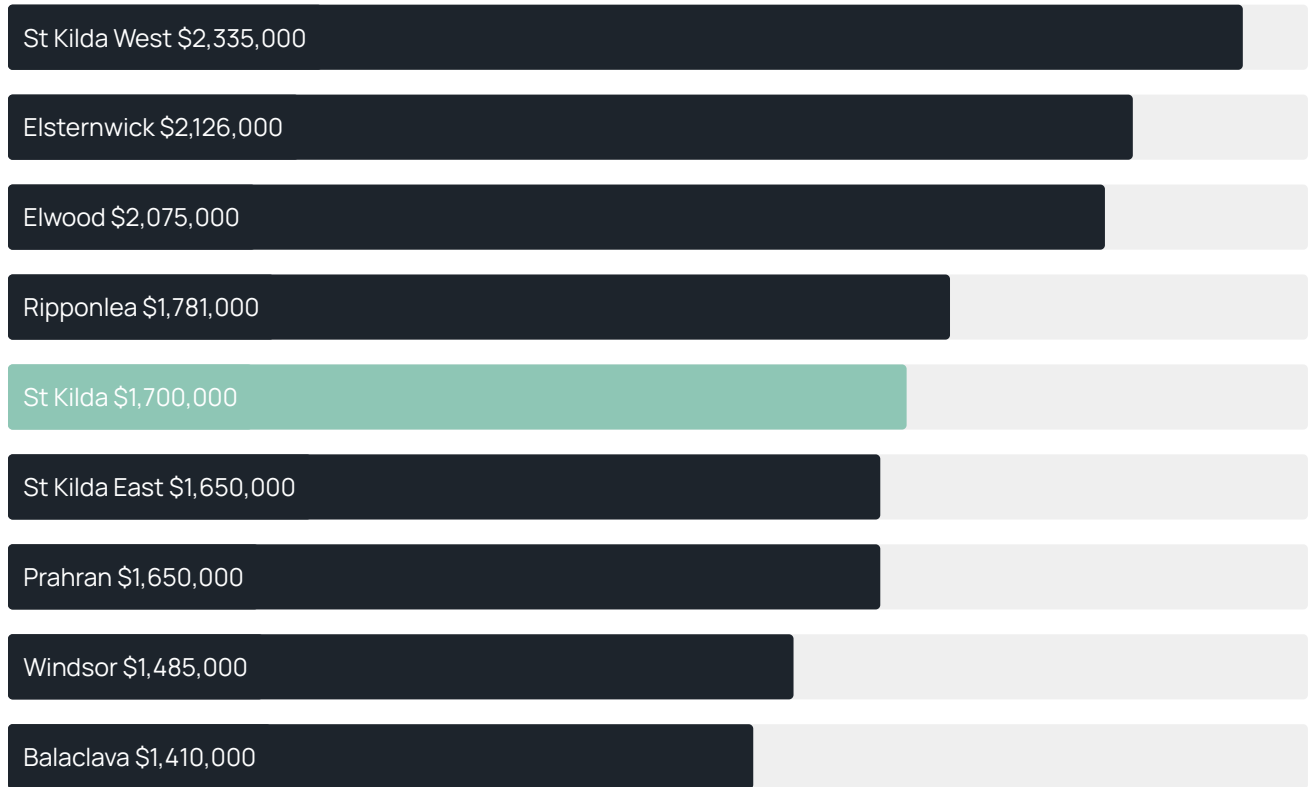
2.15% ↑

Quarterly price change¹

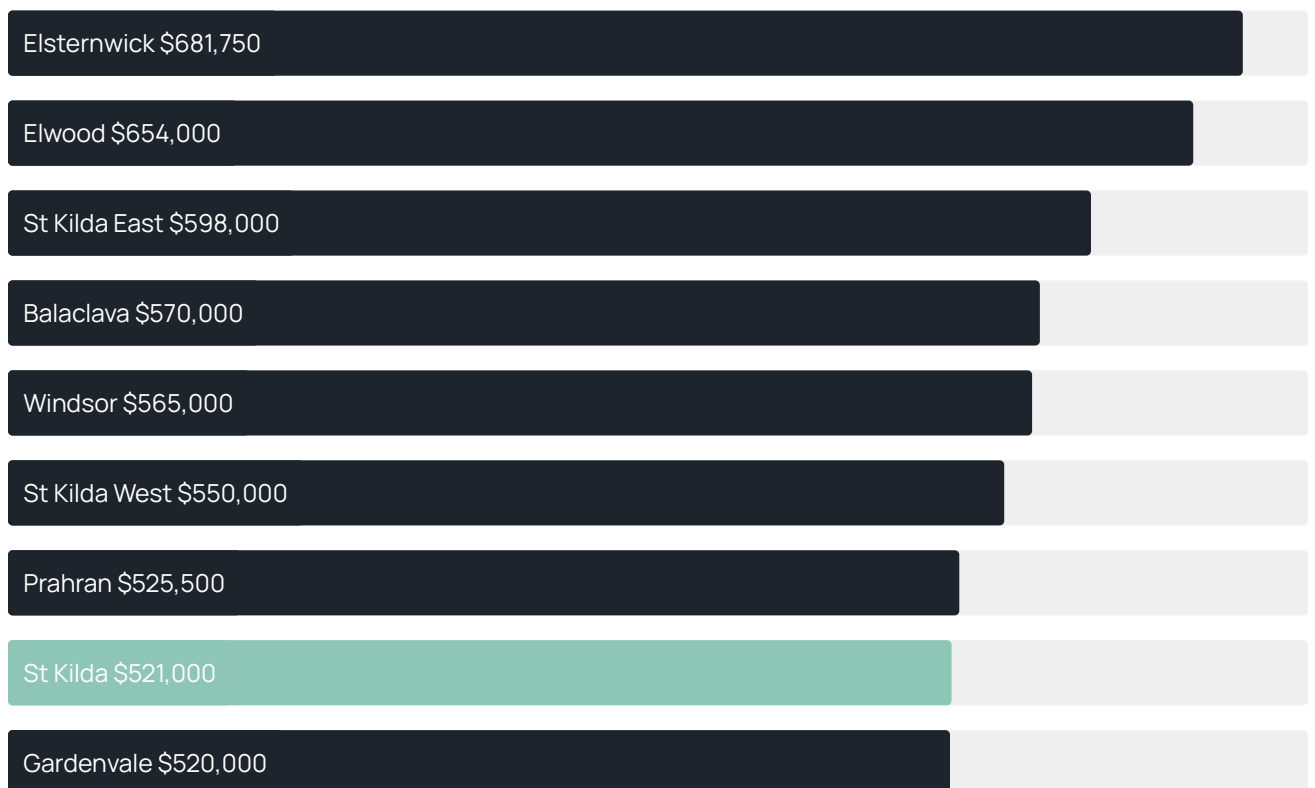


ST KILDA SUBURB REPORT

Median house price¹



Median unit price¹



Sale method²



- Auction 26%
- Private 74%

Auction clearance rate³

69.23%

Median days on market³

27 days

Average hold period¹

7.8 years

Dwelling type⁵



- Houses 6%
- Units 94%

Ownership⁵



- Owned outright 16%
- Mortgaged 26%
- Rented 58%

Population⁵

19,490

Median asking rent¹

\$840 per week

Population growth⁵

-3.66%

Rental yield¹

2.44%

Median age⁵

36 years











Median household size⁵

1.7 people











ST KILDA SUBURB REPORT

Recent St Kilda sales











Discover a snapshot of the most recent results for this suburb, to view the full 12 months of sales history, please go to jellisraig.com.au/suburb-reports

Address	Bedrooms	Type	Price	Sold
 5/37 Eildon Rd St Kilda	1	Apartment	\$515,000	20 Apr 2026
 15/174 Barkly St St Kilda	2	Apartment	\$600,000	18 Apr 2026
 3/158 Chapel St St Kilda	2	Apartment	\$700,000	18 Apr 2026
 5/67a Barkly St St Kilda	2	Apartment	\$500,000	17 Apr 2026
 6C/21 The Esplanade St Kilda	1	Apartment	\$516,000	17 Apr 2026
 2/129-131 Argyle St St Kilda	2	Apartment	\$671,000	16 Apr 2026
 207/163-169 Inkerman St St Kilda	1	Apartment	\$395,000	15 Apr 2026
 502/111 Inkerman St St Kilda	2	Apartment	\$540,000	14 Apr 2026
 17/52 Fitzroy St St Kilda	1	Apartment	\$425,500	14 Apr 2026
 11/193 Fitzroy St ST KILDA	2	Apartment	\$570,000	14 Apr 2026

ST KILDA SUBURB REPORT

Address	Bedrooms	Type	Price	Sold
 21/7 Eildon Rd St Kilda	2	Apartment	\$650,000	13 Apr 2026
 105/171-173 Inkerman St St Kilda	1	Apartment	\$380,000	09 Apr 2026
 7/5 Bundalohn Ct St Kilda	1	Apartment	\$435,000	08 Apr 2026
 42/64 Fitzroy St ST KILDA	1	Apartment	\$500,000	07 Apr 2026
 7/18 Barkly St St Kilda	1	Apartment	\$350,000	02 Apr 2026
 4/19 Redan St St Kilda	2	Unit	\$530,000	02 Apr 2026
 14/32 Fitzroy St St Kilda	1	Apartment	\$400,000	01 Apr 2026
 10/16-17 Marine Pde St Kilda	2	Apartment	\$665,000	30 Mar 2026
 5/232 Barkly St St Kilda	2	Apartment	\$830,000	28 Mar 2026
 7 Farmer St St Kilda	2	House	\$1,125,000	28 Mar 2026

ST KILDA SUBURB REPORT

Address	Bedrooms	Type	Price	Sold
 3/82 Grey St ST KILDA	1	Strata Unit/Flat	\$210,000	26 Mar 2026
 12/20 Charnwood Rd St Kilda	2	Apartment	\$700,000	25 Mar 2026
 14/78 Barkly St St Kilda	2	Apartment	\$580,000	24 Mar 2026
 21/149 Fitzroy St St Kilda	2	Apartment	\$525,000	23 Mar 2026
 2/1 Fiona Ct St Kilda	1	Apartment	\$350,000	23 Mar 2026
 6/9 Eildon Rd St Kilda	1	Apartment	\$550,000	23 Mar 2026
 505/109 Inkerman St St Kilda	2	Apartment	\$690,000	21 Mar 2026
 62 Barkly St St Kilda	4	House	\$1,401,000	21 Mar 2026
 111/131 Acland St St Kilda	1	Apartment	\$415,000	20 Mar 2026
 7/31 Eildon Rd St Kilda	1	Apartment	\$464,000	20 Mar 2026



Jellis Craig Albert Park
332 Montague Street, Albert Park
03 8644 5500

Jellis Craig acknowledges and pays our respects to the Bunurong People, the Wadawurrung People, the Dja Dja Wurrung People and the Wurundjeri People as the Traditional Owners and original custodians of the lands on which Jellis Craig operates.

Data is current as of PDF generation date 01/05/2026

- 1 Property Data Online, updated quarterly for the past 12 months
- 2 Property Data Online, updated daily for the past 12 months
- 3 Property Data Online, updated daily for the past quarter
- 4 Jellis Craig's average inspection attendance per listing (houses) over the last 12 months, updated daily
- 5 2021 Australian Census
- 6 Property Data Online, updated daily

This publication contains data, analytics, statistics and other information supplied by PROPERTYDATAONLINE PTY LTD (PropertyData). The data provided in this publication is of a general nature and should not be construed as specific advice or relied upon in lieu of appropriate professional advice.

PropertyData relies upon data supplied by third parties and while the data is checked and reviewed, PropertyData does not warrant the accuracy or completeness of the information to the full extent permitted by the law and excludes all loss or damage howsoever arising (including through negligence) in connection with the data supplied by PropertyData. The State of Victoria owns the copyright in the Property Sales Data and reproduction of that data in any way without the consent of the State of Victoria will constitute a breach of the Copyright Act 1968 (cth). The State of Victoria does not warrant the accuracy or completeness of the Property Sales Data and any person using or relying upon such information does so on the basis that the State of Victoria accepts no responsibility or liability whatsoever for any errors, faults, defects or omissions in the information supplied.