

JellisCraig

ST LEONARDS

Suburb Report

Know your neighbourhood.



ST LEONARDS SUBURB REPORT

Median House Price*

Median

\$706k

Quarterly Price Change

-1.60% ↓

Median Unit Price*

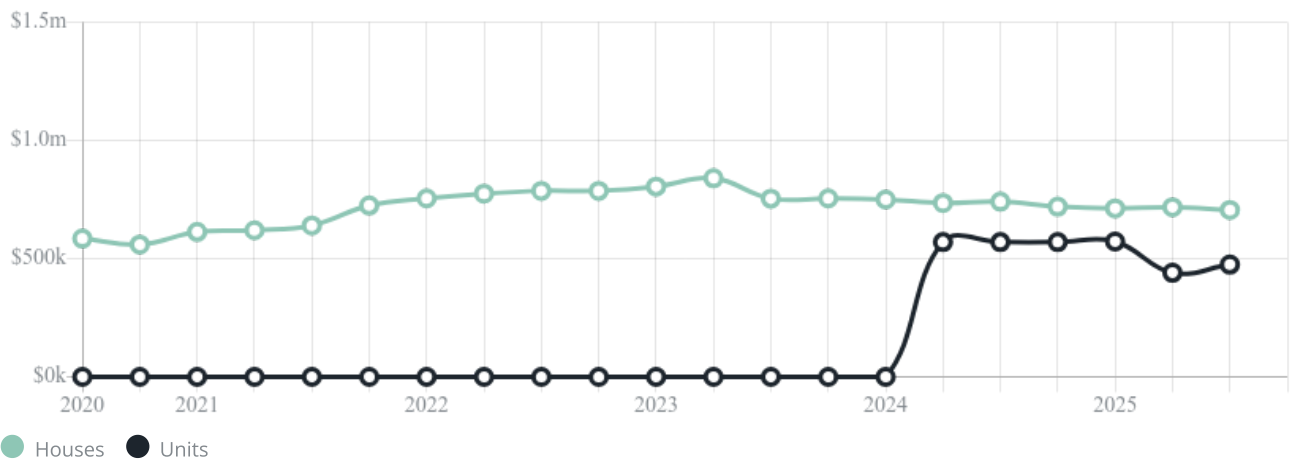
Median

\$475k

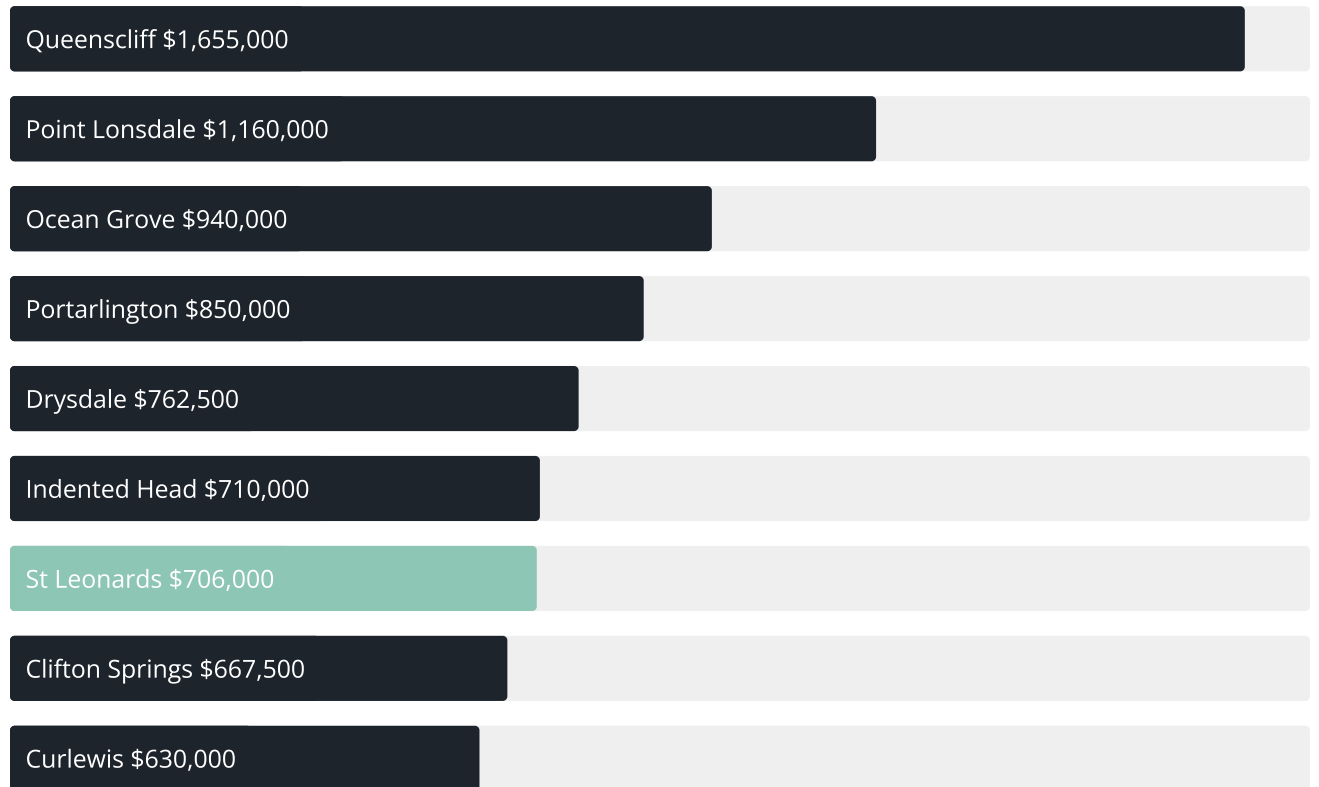
Quarterly Price Change

7.95% ↑

Quarterly Price Change*



ST LEONARDS SUBURB REPORT

Median House Sale Price^{*}Median Unit Sale Price^{*}

ST LEONARDS SUBURB REPORT

Sale Method*



● Auction 2%

● Private 98%

Auction Clearance Rate*

100%

Median Days on Market^

40 days

Average Hold Period*

3.7 years

Dwelling Type^



● Houses 92%

● Units 8%

Ownership^



● Owned Outright 52%

● Mortgaged 27%

● Rented 21%

Population^

3,542

Median Asking Rent per week*

\$500

Median Age^

56 years

Rental Yield*











3.29%

Median Household Size^











2.1 people

ST LEONARDS SUBURB REPORT











Discover a snapshot of the most recent results for this suburb, to view the full 12 months of sales history, please go to jellisraig.com.au/suburbinsights

| Address | Bedrooms | Type | Price | Sold |
|---|----------|-------|-----------|-------------|
|  19 Fitzwalter St St Leonards | 4 | House | \$650,000 | 28 Nov 2025 |
|  16 Dune St St Leonards | 3 | House | \$650,000 | 27 Nov 2025 |
|  12 Felix St St Leonards | 4 | House | \$720,000 | 25 Nov 2025 |
|  77 Harvey Rd St Leonards | 3 | House | \$655,000 | 21 Nov 2025 |
|  10 Duchess Dr St Leonards | 4 | House | \$700,000 | 20 Nov 2025 |
|  26 St Leonards Pde St Leonards | 5 | House | \$750,000 | 18 Nov 2025 |
|  8/94 Leviens Rd St Leonards | 2 | Unit | \$495,000 | 13 Nov 2025 |
|  4 Charles Ct St Leonards | 5 | House | \$745,000 | 10 Nov 2025 |
|  35 Birdwood Dr St Leonards | 4 | House | \$850,000 | 31 Oct 2025 |
|  2 Margaret St St Leonards | 3 | House | \$940,000 | 29 Oct 2025 |

ST LEONARDS SUBURB REPORT

| Address | Bedrooms | Type | Price | Sold |
|--|----------|-------|-------------|-------------|
|  10 Seacrest Wlk St Leonards | 3 | House | \$710,000 | 29 Oct 2025 |
|  15 Fitzwalter St St Leonards | 4 | House | \$647,500 | 24 Oct 2025 |
|  36 Cliff St St Leonards | 2 | House | \$670,000 | 22 Oct 2025 |
|  51 Majestic Way St Leonards | 4 | House | \$820,000 | 16 Oct 2025 |
|  24 Blanche St St Leonards | 3 | House | \$710,000 | 14 Oct 2025 |
|  3 Ord St St Leonards | 3 | House | \$740,000 | 14 Oct 2025 |
|  492 The Esplanade St Leonards | 4 | House | \$1,920,000 | 04 Oct 2025 |
|  15 Monaco Av St Leonards | 3 | House | \$625,000 | 02 Oct 2025 |
|  13 Doongara Av St Leonards | 3 | House | \$673,000 | 01 Oct 2025 |
|  46 Armstrong Wlk St Leonards | 5 | House | \$803,000 | 01 Oct 2025 |

ST LEONARDS SUBURB REPORT

| Address | Bedrooms | Type | Price | Sold |
|--|----------|-------|-----------|-------------|
|  8 Pearl Bay Psge St Leonards | 3 | House | \$910,000 | 01 Oct 2025 |
|  5 Countess Dr St Leonards | 4 | House | \$775,000 | 30 Sep 2025 |
|  2/5 Collett Ct St Leonards | 1 | Unit | \$245,000 | 29 Sep 2025 |
|  60 Countess Dr St Leonards | 4 | House | \$720,000 | 26 Sep 2025 |
|  51 Duchess Dr St Leonards | 4 | House | \$715,000 | 16 Sep 2025 |
|  38 Duchess Dr St Leonards | 3 | House | \$735,000 | 16 Sep 2025 |
|  19 Leonard St St Leonards | 3 | House | \$730,000 | 13 Sep 2025 |
|  31 Pardolote Cr St Leonards | 4 | House | \$800,000 | 05 Sep 2025 |
|  65 Cliff St St Leonards | 3 | House | \$730,000 | 05 Sep 2025 |
|  7 Whipbird Way St Leonards | 4 | House | \$612,000 | 05 Sep 2025 |



jellisraig.com.au

Data is current as of PDF generation date 01/12/2025

* Updated Quarterly for the past 12 months

^ Updated daily for the past quarter

~ Updated daily: 33 recent results.

This publication contains data, analytics, statistics and other information supplied by PROPERTYDATAONLINE PTY LTD (PropertyData). The data provided in this publication is of a general nature and should not be construed as specific advice or relied upon in lieu of appropriate professional advice.

PropertyData relies upon data supplied by third parties and while the data is checked and reviewed, PropertyData does not warrant the accuracy or completeness of the information to the full extent permitted by the law and excludes all loss or damage howsoever arising (including through negligence) in connection with the data supplied by PropertyData. The State of Victoria owns the copyright in the Property Sales Data and reproduction of that data in any way without the consent of the State of Victoria will constitute a breach of the Copyright Act 1968 (cth). The State of Victoria does not warrant the accuracy or completeness of the Property Sales Data and any person using or relying upon such information does so on the basis that the State of Victoria accepts no responsibility or liability whatsoever for any errors, faults, defects or omissions in the information supplied.