



St Leonards

Suburb Report



Your connection to property insights



JellisCraig

ST LEONARDS SUBURB REPORT

Median house price¹

Median

\$710k

Quarterly price change

0.28% ↑

Median unit price¹

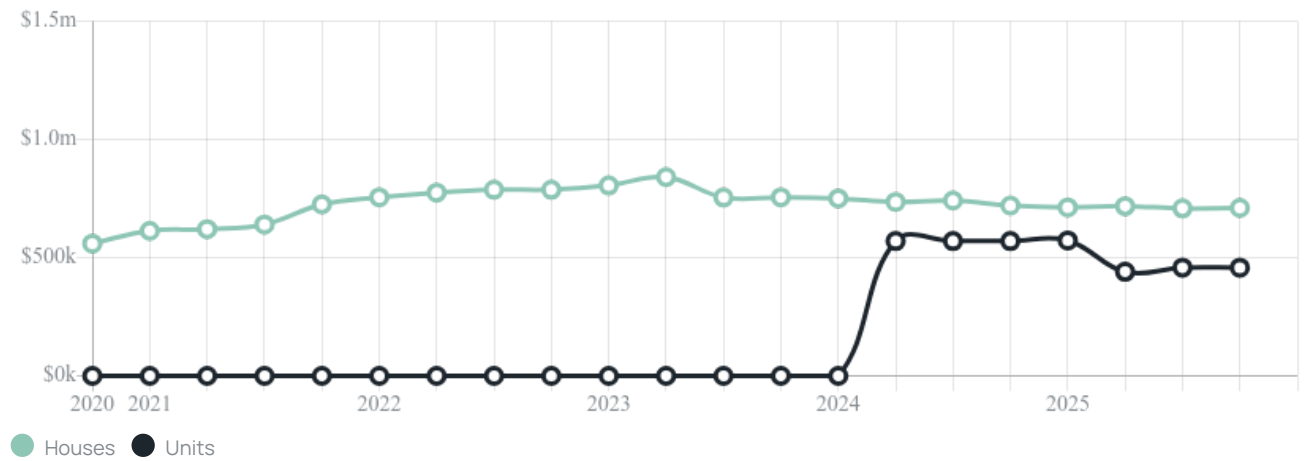
Median

\$458k

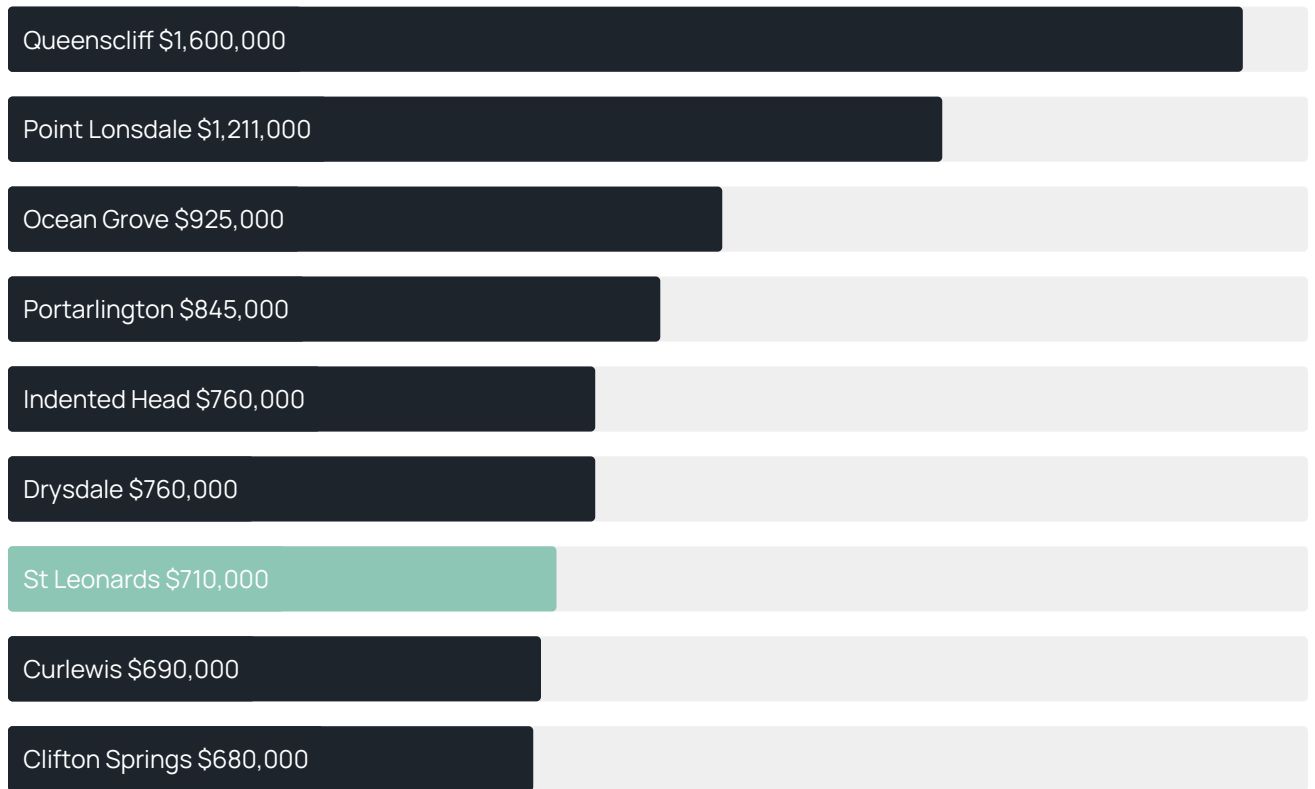
Quarterly price change

0.00% ↓

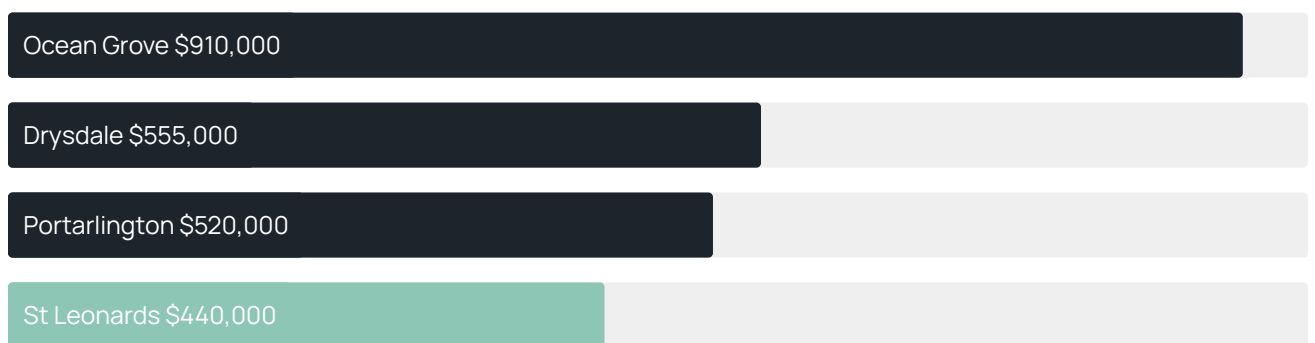
Quarterly price change¹



Median house price¹



Median unit price¹



Sale method²



- Auction 4%
- Private 96%

Auction clearance rate³

50%

Median days on market³

106 days

Average hold period¹

3.7 years

Dwelling type⁵



- Houses 92%
- Units 8%

Ownership⁵



- Owned outright 52%
- Mortgaged 27%
- Rented 21%

Population⁵

3,542

Median asking rent¹

\$500 per week

Median age⁵

56 years

Rental yield¹

3.29%











Median household size⁵

2.1 people











ST LEONARDS SUBURB REPORT

Recent St Leonards sales











Discover a snapshot of the most recent results for this suburb, to view the full 12 months of sales history, please go to jellisraig.com.au/suburb-reports

Address	Bedrooms	Type	Price	Sold
 81 Kane Dr St Leonards	5	House	\$925,000	23 Mar 2026
 40 Wattlehill Gr St Leonards	2	House	\$630,000	18 Mar 2026
 1/2 Edith Ct St Leonards	3	Unit	\$432,000	13 Mar 2026
 11 Marina Rd St Leonards	4	House	\$460,000	13 Mar 2026
 54 Old St Leonards Rd St Leonards	4	House	\$730,000	12 Mar 2026
 84 Blanche St St Leonards	4	House	\$1,030,000	12 Mar 2026
 37 Miranda Cr St Leonards	3	House	\$627,000	12 Mar 2026
 9 King George St St Leonards	4	House	\$1,030,000	06 Mar 2026
 23-25 Reardon Cr St Leonards	4	House	\$680,000	05 Mar 2026
 17 Ocean Mist Ct St Leonards	4	House	\$835,000	03 Mar 2026

ST LEONARDS SUBURB REPORT

Address	Bedrooms	Type	Price	Sold
 1 Swain Wlk St Leonards	4	House	\$865,000	02 Mar 2026
 1 Reardon Cr St Leonards	3	House	\$610,000	27 Feb 2026
 51 Old St Leonards Rd St Leonards	3	House	\$480,000	27 Feb 2026
 7 Wave St St Leonards	3	House	\$720,000	27 Feb 2026
 23 Reardon Cr St Leonards	4	House	\$680,000	27 Feb 2026
 15b Wattletree Av St Leonards	3	House	\$830,000	24 Feb 2026
 29 Elegante Rd St Leonards	4	House	\$880,000	20 Feb 2026
 2 Edwards Point Rd St Leonards	3	House	\$610,000	17 Feb 2026
 2/1362 Murradoc Rd St Leonards	3	Townhouse	\$680,000	17 Feb 2026
 37 Gallant Rd St Leonards	4	House	\$850,000	13 Feb 2026

ST LEONARDS SUBURB REPORT

Address	Bedrooms	Type	Price	Sold
 16 Rigby St St Leonards	4	House	\$830,000	13 Feb 2026
 39 Centreway Rd St Leonards	3	House	\$585,000	11 Feb 2026
 123 Bluff Rd St Leonards	3	House	\$835,000	10 Feb 2026
 6 Sandbar St St Leonards	3	House	\$1,100,000	10 Feb 2026
 37 Kane Dr St Leonards	4	House	\$1,050,000	09 Feb 2026
 19 Swan Pde St Leonards	3	House	\$700,000	06 Feb 2026
 17 Turnberry Cl St Leonards	4	House	\$1,050,000	06 Feb 2026
 5 Bluebill St St Leonards	4	House	\$1,000,000	05 Feb 2026
 19 Elegante Rd St Leonards	4	House	\$698,000	05 Feb 2026
 6 Rhonda Av St Leonards	3	House	\$600,000	30 Jan 2026



Jellis Craig acknowledges and pays our respects to the Bunurong People, the Wadawurrung People, the Dja Dja Wurrung People and the Wurundjeri People as the Traditional Owners and original custodians of the lands on which Jellis Craig operates.

Data is current as of PDF generation date 01/04/2026

- 1 Property Data Online, updated quarterly for the past 12 months
- 2 Property Data Online, updated daily for the past 12 months
- 3 Property Data Online, updated daily for the past quarter
- 4 Jellis Craig's average inspection attendance per listing (houses) over the last 12 months, updated daily
- 5 2021 Australian Census
- 6 Property Data Online, updated daily

This publication contains data, analytics, statistics and other information supplied by PROPERTYDATAONLINE PTY LTD (PropertyData). The data provided in this publication is of a general nature and should not be construed as specific advice or relied upon in lieu of appropriate professional advice.

PropertyData relies upon data supplied by third parties and while the data is checked and reviewed, PropertyData does not warrant the accuracy or completeness of the information to the full extent permitted by the law and excludes all loss or damage howsoever arising (including through negligence) in connection with the data supplied by PropertyData. The State of Victoria owns the copyright in the Property Sales Data and reproduction of that data in any way without the consent of the State of Victoria will constitute a breach of the Copyright Act 1968 (cth). The State of Victoria does not warrant the accuracy or completeness of the Property Sales Data and any person using or relying upon such information does so on the basis that the State of Victoria accepts no responsibility or liability whatsoever for any errors, faults, defects or omissions in the information supplied.