



St Leonards

# Suburb Report



Your connection to property insights



JellisCraig

ST LEONARDS SUBURB REPORT

Median house price<sup>1</sup>

Median

\$710k

Quarterly price change

0.28% ↑

Median unit price<sup>1</sup>

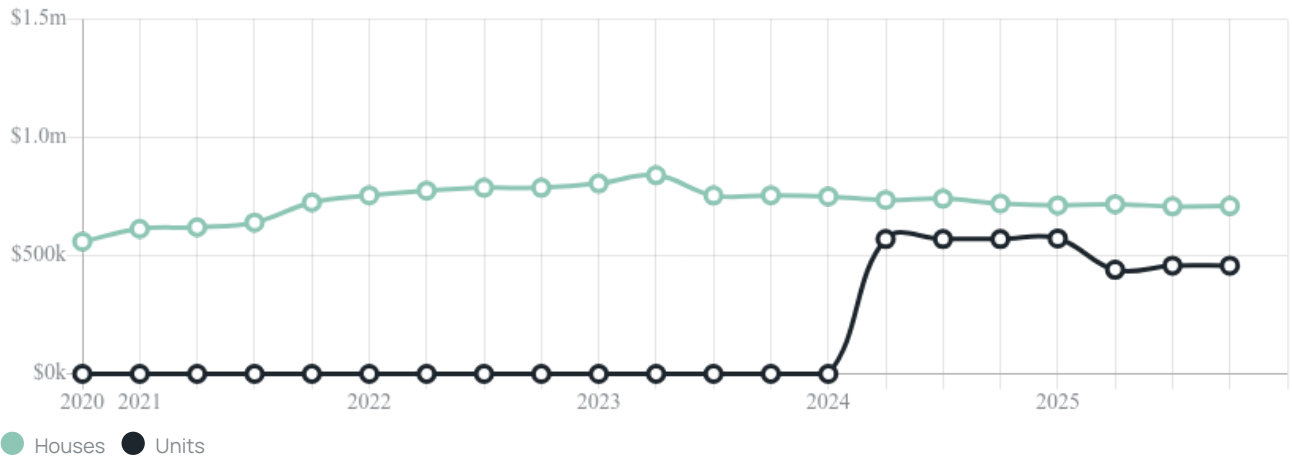
Median

\$458k

Quarterly price change

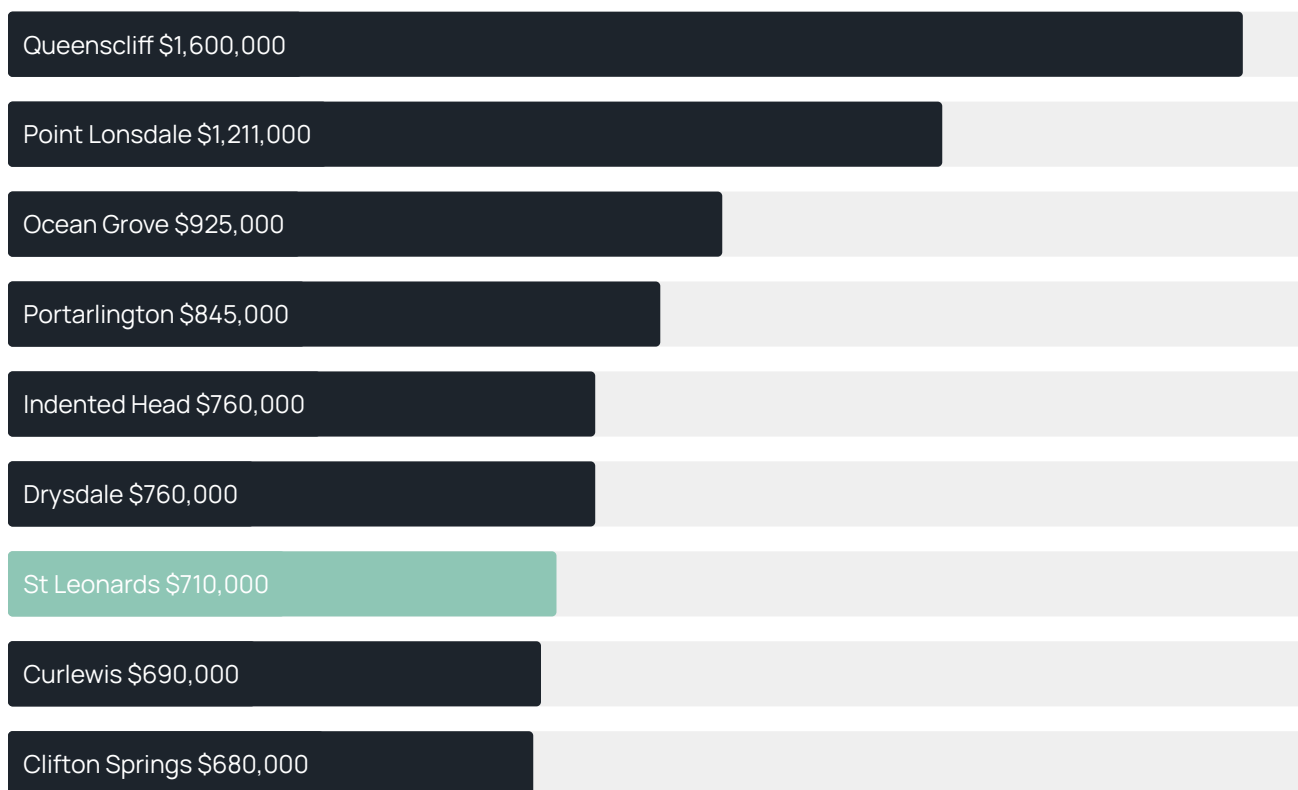
0.00% ↓

Quarterly price change<sup>1</sup>

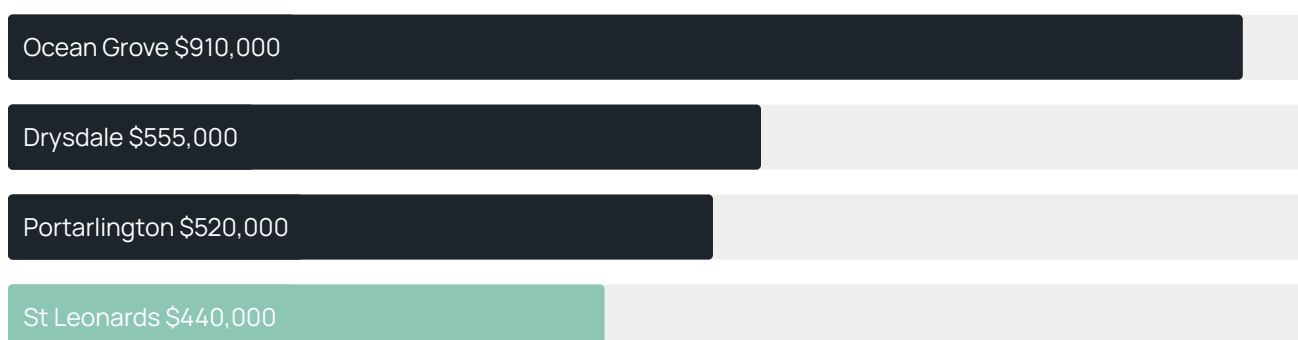


## ST LEONARDS SUBURB REPORT

### Median house price<sup>1</sup>



### Median unit price<sup>1</sup>



Sale method<sup>2</sup>

● Auction 6%  
● Private 94%

Auction clearance rate<sup>3</sup>

---

**66.67%**Median days on market<sup>3</sup>

---

**88 days**Average hold period<sup>1</sup>

---

**3.7 years**Dwelling type<sup>5</sup>

● Houses 92% ● Units 8%

Ownership<sup>5</sup>

● Owned outright 52% ● Mortgaged 27% ● Rented 21%

Population<sup>5</sup>

---

**3,542**Median asking rent<sup>1</sup>

---

**\$500 per week**Median age<sup>5</sup>

---

**56 years**Rental yield<sup>1</sup>

---

**3.29%**Median household size<sup>5</sup>











---

**2.1 people**











## ST LEONARDS SUBURB REPORT

## Recent St Leonards sales

Discover a snapshot of the most recent results for this suburb, to view the full 12 months of sales history, please go to [jellisicraig.com.au/suburb-reports](https://jellisicraig.com.au/suburb-reports)











Address	Bedrooms	Type	Price	Sold
 6 Rhonda Av St Leonards	3	House	\$600,000	30 Jan 2026
 5 Turnberry Cl St Leonards	1	Studio Apartment	\$325,000	23 Jan 2026
 68 Lake View Cr St Leonards	3	House	\$640,000	22 Jan 2026
 66 Kane Dr St Leonards	3	House	\$675,000	22 Jan 2026
 57 Kane Dr St Leonards	4	House	\$720,000	21 Jan 2026
 14 Two Bays Dr St Leonards	5	House	\$1,025,000	19 Jan 2026
 21 Ward St St Leonards	3	House	\$640,000	14 Jan 2026
 75 Blanche St St Leonards	5	House	\$736,000	14 Jan 2026
 3 Calk Tce St Leonards	4	House	\$875,000	10 Jan 2026
 7 Fitzwalter St St Leonards	4	House	\$695,000	05 Jan 2026

## ST LEONARDS SUBURB REPORT

Address	Bedrooms	Type	Price	Sold
 4 Trilby Av St Leonards	3	House	\$545,000	02 Jan 2026
 19 Pardolote Cr St Leonards	4	House	\$745,000	24 Dec 2025
 57 Beach Rd St Leonards	4	House	\$780,000	22 Dec 2025
 42 Lake View Cr St Leonards	3	House	\$750,000	19 Dec 2025
 22 Matilda St St Leonards	4	House	\$700,000	19 Dec 2025
 2 Armstrong Wlk St Leonards	4	House	\$950,000	18 Dec 2025
 56a Leviens Rd St Leonards	3	House	\$760,000	17 Dec 2025
 57 Cliff St St Leonards	3	House	\$1,340,000	17 Dec 2025
 39 Reardon Cr St Leonards	4	House	\$690,000	12 Dec 2025
 52 Duchess Dr St Leonards	4	House	\$690,000	11 Dec 2025



## ST LEONARDS SUBURB REPORT

Address	Bedrooms	Type	Price	Sold
 38 Harvey Rd St Leonards	3	House	\$408,000	10 Dec 2025
 16 Thomson Blvd St Leonards	3	House	\$650,000	09 Dec 2025
 63 Harvey Rd St Leonards	3	House	\$678,000	05 Dec 2025
 26 Gilbert St St Leonards	2	House	\$630,000	04 Dec 2025
 16 Kabiri Tce St Leonards	4	House	\$740,000	04 Dec 2025
 30 Birdwood Dr St Leonards	4	House	\$765,000	04 Dec 2025
 18 Meredith St St Leonards	4	House	\$700,000	04 Dec 2025
 19 Bayside Av St Leonards	4	House	\$780,000	03 Dec 2025
 19 Fitzwalter St St Leonards	4	House	\$650,000	28 Nov 2025
 16 Dune St St Leonards	3	House	\$650,000	27 Nov 2025



Jellis Craig acknowledges and pays our respects to the Bunurong People, the Wadawurrung People, the Dja Dja Wurrung People and the Wurundjeri People as the Traditional Owners and original custodians of the lands on which Jellis Craig operates.

---

Data is current as of PDF generation date 01/02/2026

1 Property Data Online, updated quarterly for the past 12 months

2 Property Data Online, updated daily for the past 12 months

3 Property Data Online, updated daily for the past quarter

4 Jellis Craig's average inspection attendance per listing (houses) over the last 12 months, updated daily

5 2021 Australian Census

6 Property Data Online, updated daily

This publication contains data, analytics, statistics and other information supplied by PROPERTYDATAONLINE PTY LTD (PropertyData). The data provided in this publication is of a general nature and should not be construed as specific advice or relied upon in lieu of appropriate professional advice.

PropertyData relies upon data supplied by third parties and while the data is checked and reviewed, PropertyData does not warrant the accuracy or completeness of the information to the full extent permitted by the law and excludes all loss or damage howsoever arising (including through negligence) in connection with the data supplied by PropertyData. The State of Victoria owns the copyright in the Property Sales Data and reproduction of that data in any way without the consent of the State of Victoria will constitute a breach of the Copyright Act 1968 (cth). The State of Victoria does not warrant the accuracy or completeness of the Property Sales Data and any person using or relying upon such information does so on the basis that the State of Victoria accepts no responsibility or liability whatsoever for any errors, faults, defects or omissions in the information supplied.