

JellisCraig

ST LEONARDS

Suburb Report

Know your neighbourhood.



ST LEONARDS SUBURB REPORT

Median House Price*

Median

\$706k

Quarterly Price Change

-1.60% ↓

Median Unit Price*

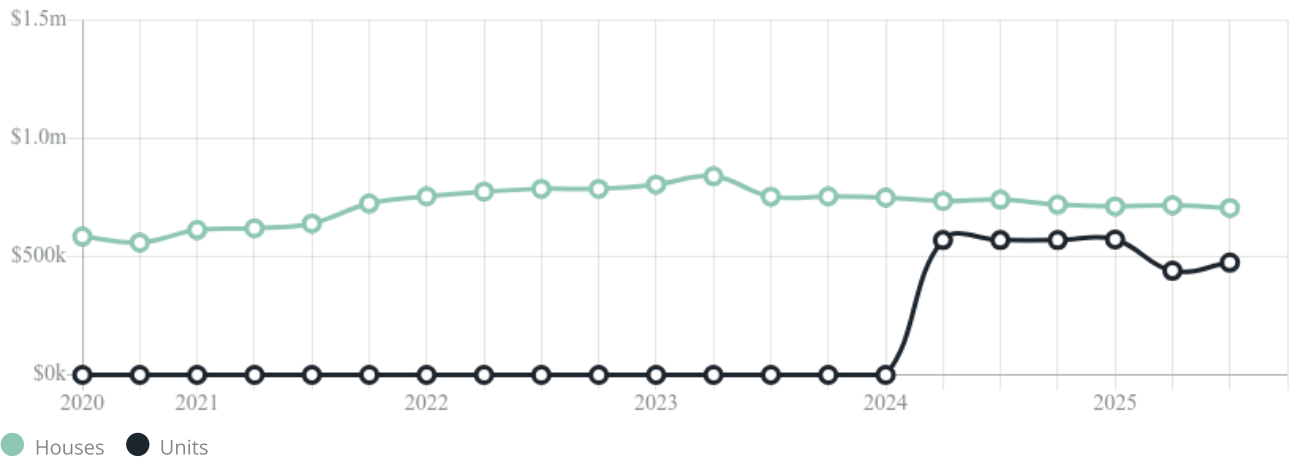
Median

\$475k

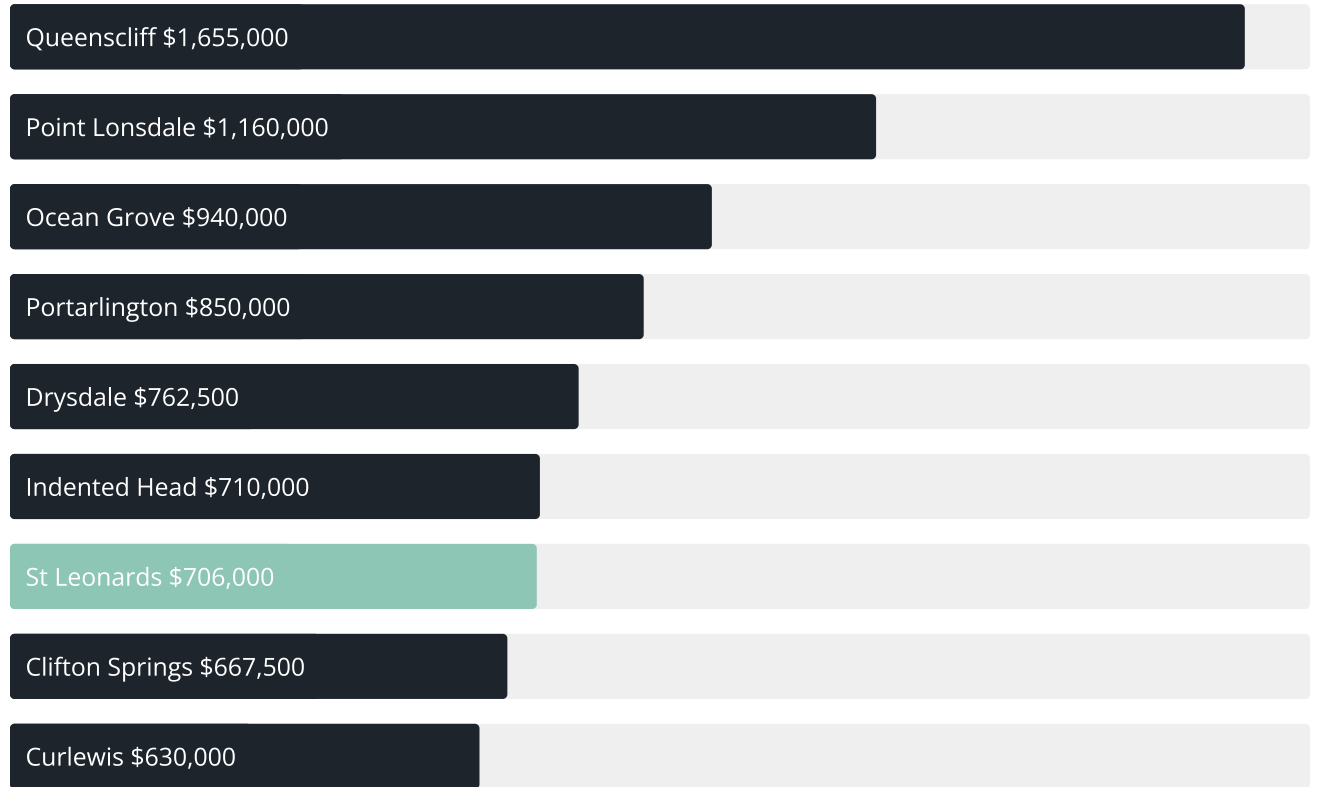
Quarterly Price Change

7.95% ↑

Quarterly Price Change*



ST LEONARDS SUBURB REPORT

Median House Sale Price^{*}Median Unit Sale Price^{*}

ST LEONARDS SUBURB REPORT

Sale Method*



● Auction 3%

● Private 97%

Auction Clearance Rate*

100%

Median Days on Market^

40 days

Average Hold Period*

3.7 years

Dwelling Type^



● Houses 92%

● Units 8%

Ownership^



● Owned Outright 52%

● Mortgaged 27%

● Rented 21%

Population^

3,542

Median Asking Rent per week*

\$500

Median Age^

56 years

Rental Yield*











3.29%

Median Household Size^











2.1 people

ST LEONARDS SUBURB REPORT











Discover a snapshot of the most recent results for this suburb, to view the full 12 months of sales history, please go to jellisraig.com.au/suburbinsights

Address	Bedrooms	Type	Price	Sold
 42 Lake View Cr St Leonards	3	House	\$750,000	19 Dec 2025
 22 Matilda St St Leonards	4	House	\$700,000	19 Dec 2025
 2 Armstrong Wlk St Leonards	4	House	\$950,000	18 Dec 2025
 56a Leviens Rd St Leonards	3	House	\$760,000	17 Dec 2025
 39 Reardon Cr St Leonards	4	House	\$690,000	12 Dec 2025
 52 Duchess Dr St Leonards	4	House	\$690,000	11 Dec 2025
 38 Harvey Rd St Leonards	3	House	\$408,000	10 Dec 2025
 16 Thomson Blvd St Leonards	3	House	\$650,000	09 Dec 2025
 63 Harvey Rd St Leonards	3	House	\$678,000	05 Dec 2025
 16 Kabiri Tce St Leonards	4	House	\$740,000	04 Dec 2025

ST LEONARDS SUBURB REPORT

Address	Bedrooms	Type	Price	Sold
 26 Gilbert St St Leonards	2	House	\$630,000	04 Dec 2025
 18 Meredith St St Leonards	4	House	\$700,000	04 Dec 2025
 30 Birdwood Dr St Leonards	4	House	\$765,000	04 Dec 2025
 19 Fitzwalter St St Leonards	4	House	\$650,000	28 Nov 2025
 16 Dune St St Leonards	3	House	\$650,000	27 Nov 2025
 3 Miranda Cr St Leonards	4	House	\$890,000	27 Nov 2025
 12 Felix St St Leonards	4	House	\$720,000	25 Nov 2025
 416 The Esplanade ST LEONARDS	6	House	\$1,200,000	25 Nov 2025
 77 Harvey Rd St Leonards	3	House	\$655,000	21 Nov 2025
 10 Duchess Dr St Leonards	4	House	\$700,000	20 Nov 2025

ST LEONARDS SUBURB REPORT

Address	Bedrooms	Type	Price	Sold
 26 St Leonards Pde St Leonards	5	House	\$750,000	18 Nov 2025
 8/94 Leviens Rd St Leonards	2	Unit	\$495,000	13 Nov 2025
 4 Charles Ct St Leonards	5	House	\$745,000	10 Nov 2025
 35 Birdwood Dr St Leonards	4	House	\$850,000	31 Oct 2025
 2 Margaret St St Leonards	3	House	\$940,000	29 Oct 2025
 10 Seacrest Wlk St Leonards	3	House	\$710,000	29 Oct 2025
 67 Duchess Dr St Leonards	4	House	\$668,000	29 Oct 2025
 15 Fitzwalter St St Leonards	4	House	\$647,500	24 Oct 2025
 36 Cliff St St Leonards	2	House	\$670,000	22 Oct 2025
 51 Majestic Way St Leonards	4	House	\$820,000	16 Oct 2025



jellisraig.com.au

Data is current as of PDF generation date 01/01/2026

* Updated Quarterly for the past 12 months

^ Updated daily for the past quarter

~ Updated daily: 33 recent results.

This publication contains data, analytics, statistics and other information supplied by PROPERTYDATAONLINE PTY LTD (PropertyData). The data provided in this publication is of a general nature and should not be construed as specific advice or relied upon in lieu of appropriate professional advice.

PropertyData relies upon data supplied by third parties and while the data is checked and reviewed, PropertyData does not warrant the accuracy or completeness of the information to the full extent permitted by the law and excludes all loss or damage howsoever arising (including through negligence) in connection with the data supplied by PropertyData. The State of Victoria owns the copyright in the Property Sales Data and reproduction of that data in any way without the consent of the State of Victoria will constitute a breach of the Copyright Act 1968 (cth). The State of Victoria does not warrant the accuracy or completeness of the Property Sales Data and any person using or relying upon such information does so on the basis that the State of Victoria accepts no responsibility or liability whatsoever for any errors, faults, defects or omissions in the information supplied.