



St Leonards

# Suburb Report



Your connection to property insights



**JellisCraig**

ST LEONARDS SUBURB REPORT

Median house price<sup>1</sup>

Median

\$730k

Quarterly price change

1.74% ↑

Median unit price<sup>1</sup>

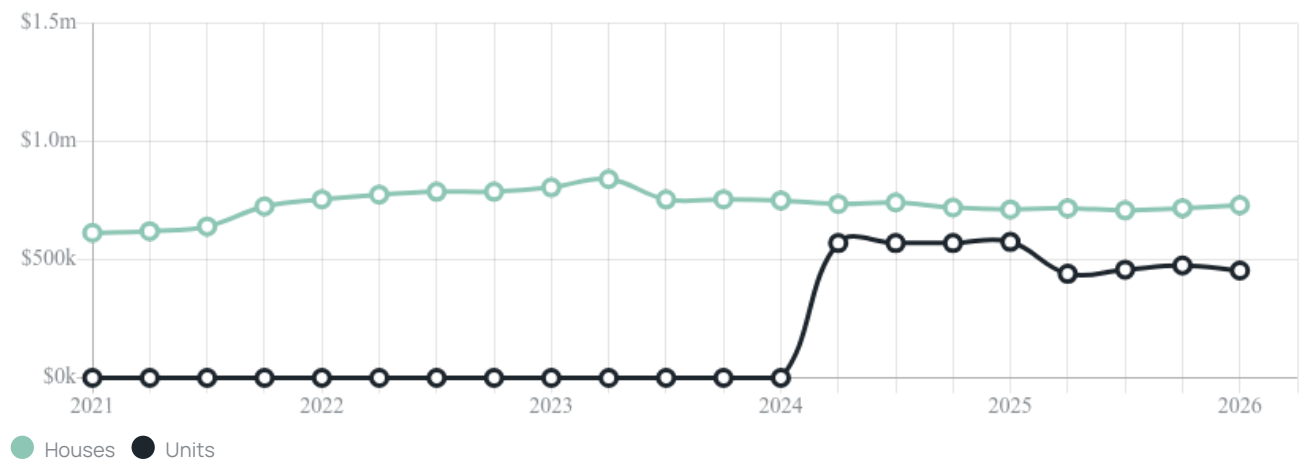
Median

\$454k

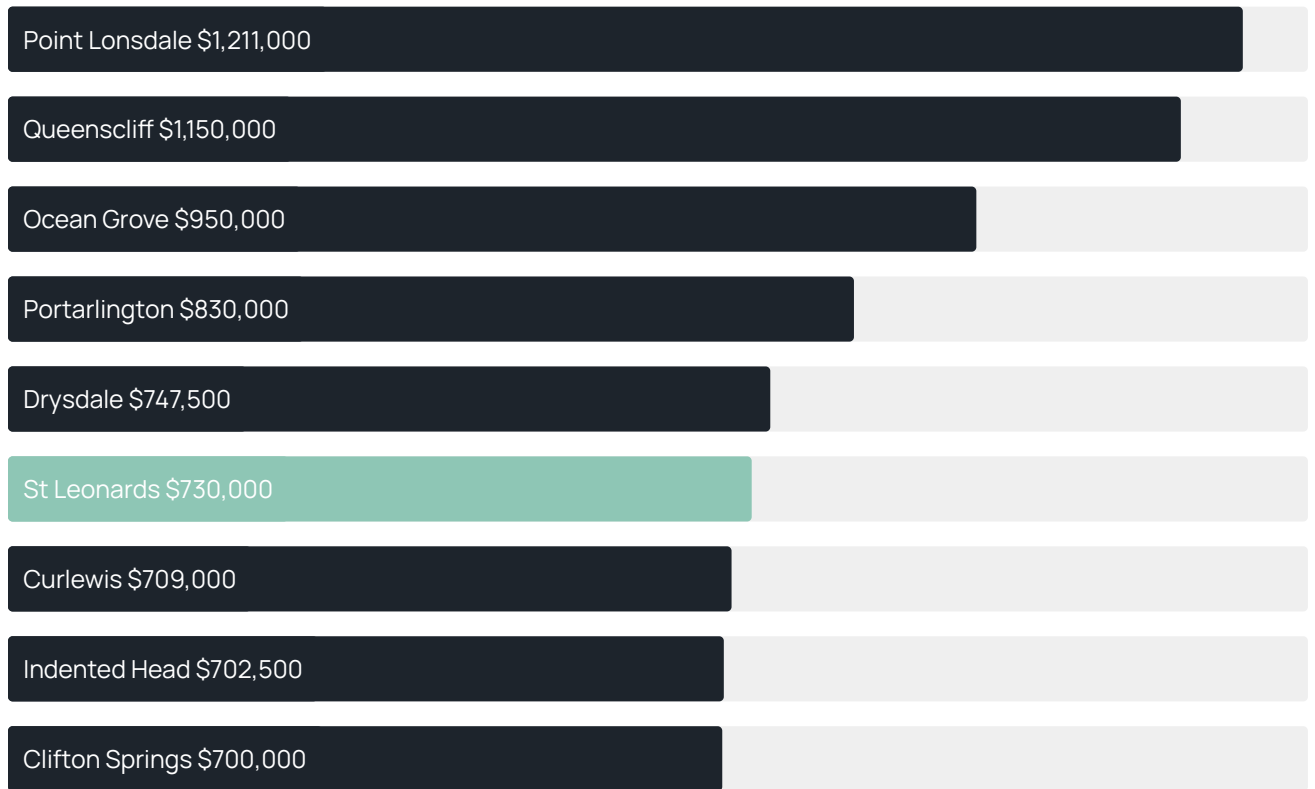
Quarterly price change

-4.52% ↓


Quarterly price change<sup>1</sup>



### Median house price<sup>1</sup>



### Median unit price<sup>1</sup>



Sale method<sup>2</sup>



● Private 100%

Median days on market<sup>3</sup>

94 days

Average hold period<sup>1</sup>

3.7 years

Dwelling type<sup>5</sup>



● Houses 92% ● Units 8%

Ownership<sup>5</sup>



● Owned outright 52% ● Mortgaged 27% ● Rented 21%

Population<sup>5</sup>

3,542

Median asking rent<sup>1</sup>

\$515 per week

Median age<sup>5</sup>

56 years

Rental yield<sup>1</sup>

3.29%











Median household size<sup>5</sup>

2.1 people











## ST LEONARDS SUBURB REPORT

### Recent St Leonards sales











Discover a snapshot of the most recent results for this suburb, to view the full 12 months of sales history, please go to [jellisraig.com.au/suburb-reports](http://jellisraig.com.au/suburb-reports)

Address	Bedrooms	Type	Price	Sold
 17 Wattletree Av St Leonards	3	House	\$650,000	26 Jun 2026
 34 Ward St St Leonards	3	House	\$850,000	17 Jun 2026
 35 Seabrook Cr St Leonards	4	House	\$760,000	12 Jun 2026
 52 Countess Dr St Leonards	4	House	\$810,000	11 Jun 2026
 20 Monahan Dr St Leonards	5	House	\$1,010,000	10 Jun 2026
 157 Bluff Rd St Leonards	4	House	\$870,000	10 Jun 2026
 405 The Esplanade St Leonards	3	House	\$1,050,000	04 Jun 2026
 14 King George St St Leonards	4	House	\$950,000	03 Jun 2026
 18 Flinders Rd St Leonards	3	House	\$653,000	02 Jun 2026
 30 Miranda Cr St Leonards	3	House	\$750,000	01 Jun 2026

## ST LEONARDS SUBURB REPORT

Address	Bedrooms	Type	Price	Sold
 51 Beach Rd St Leonards	3	House	\$611,000	30 May 2026
 58 Kane Dr St Leonards	4	House	\$870,000	27 May 2026
 1/57 Ward St St Leonards	3	Unit	\$555,000	26 May 2026
 29 Narvik Av St Leonards	4	House	\$730,000	22 May 2026
 5 Gemstone St St Leonards	4	House	\$682,500	20 May 2026
 50 Majestic Way St Leonards	4	House	\$830,000	14 May 2026
 2/42 Dudley Pde St Leonards	2	Unit	\$395,000	13 May 2026
 87 Thornton Av St Leonards	3	House	\$840,000	07 May 2026
 62 Gamble Way St Leonards	1	House	\$590,000	05 May 2026
 19 Coatsworth Av St Leonards	4	House	\$830,000	04 May 2026

## ST LEONARDS SUBURB REPORT

Address	Bedrooms	Type	Price	Sold
 28 Dominico St St Leonards	4	House	\$690,000	29 Apr 2026
 1263 Murradoc Rd St Leonards	3	House	\$520,000	27 Apr 2026
 19 Mcbeth St St Leonards	3	House	\$615,000	22 Apr 2026
 101 Thornton Av St Leonards	4	House	\$815,000	16 Apr 2026
 25 Cormorant Dr St Leonards	4	House	\$1,105,000	15 Apr 2026
 51 Gallant Rd St Leonards	4	House	\$712,000	09 Apr 2026
 78 Countess Dr St Leonards	4	House	\$715,000	09 Apr 2026
 30 Doongara Av St Leonards	3	House	\$855,000	07 Apr 2026
 2/1319 Murradoc Rd St Leonards	2	Unit	\$390,000	07 Apr 2026
 79 Black Swan Dr St Leonards	4	House	\$812,500	30 Mar 2026



Jellis Craig acknowledges and pays our respects to the Bunurong People, the Wadawurrung People, the Dja Dja Wurrung People and the Wurundjeri People as the Traditional Owners and original custodians of the lands on which Jellis Craig operates.

---

Data is current as of PDF generation date 01/07/2026

- 1 Property Data Online, updated quarterly for the past 12 months
- 2 Property Data Online, updated daily for the past 12 months
- 3 Property Data Online, updated daily for the past quarter
- 4 Jellis Craig's average inspection attendance per listing (houses) over the last 12 months, updated daily
- 5 2021 Australian Census
- 6 Property Data Online, updated daily

This publication contains data, analytics, statistics and other information supplied by PROPERTYDATAONLINE PTY LTD (PropertyData). The data provided in this publication is of a general nature and should not be construed as specific advice or relied upon in lieu of appropriate professional advice.

PropertyData relies upon data supplied by third parties and while the data is checked and reviewed, PropertyData does not warrant the accuracy or completeness of the information to the full extent permitted by the law and excludes all loss or damage howsoever arising (including through negligence) in connection with the data supplied by PropertyData. The State of Victoria owns the copyright in the Property Sales Data and reproduction of that data in any way without the consent of the State of Victoria will constitute a breach of the Copyright Act 1968 (cth). The State of Victoria does not warrant the accuracy or completeness of the Property Sales Data and any person using or relying upon such information does so on the basis that the State of Victoria accepts no responsibility or liability whatsoever for any errors, faults, defects or omissions in the information supplied.