



# Strathmore Heights Suburb Report

— ●  
Your connection to property insights



**JellisCraig**

STRATHMORE HEIGHTS SUBURB REPORT

Median house price<sup>1</sup>

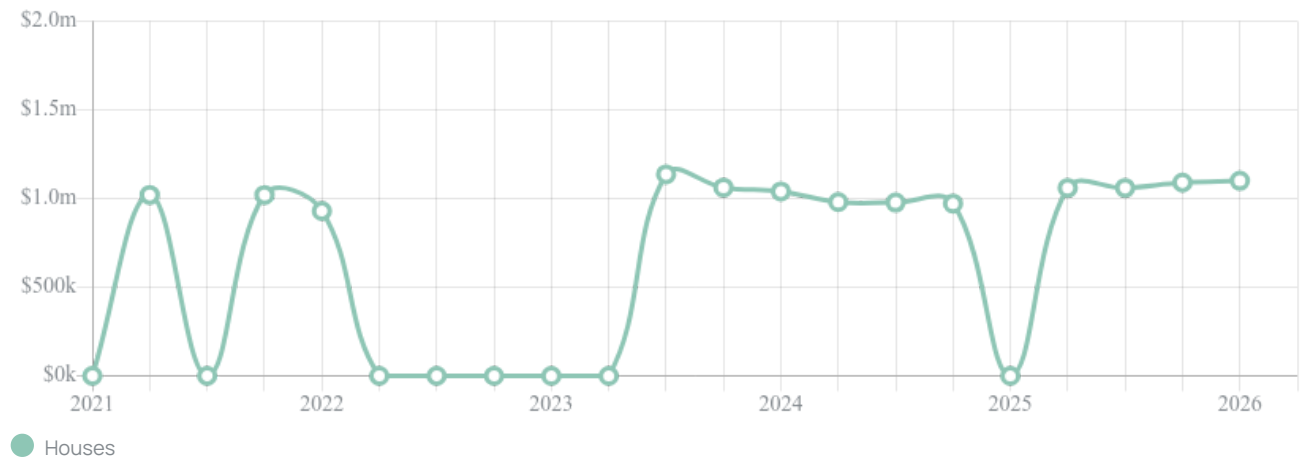
Median

\$1.10m

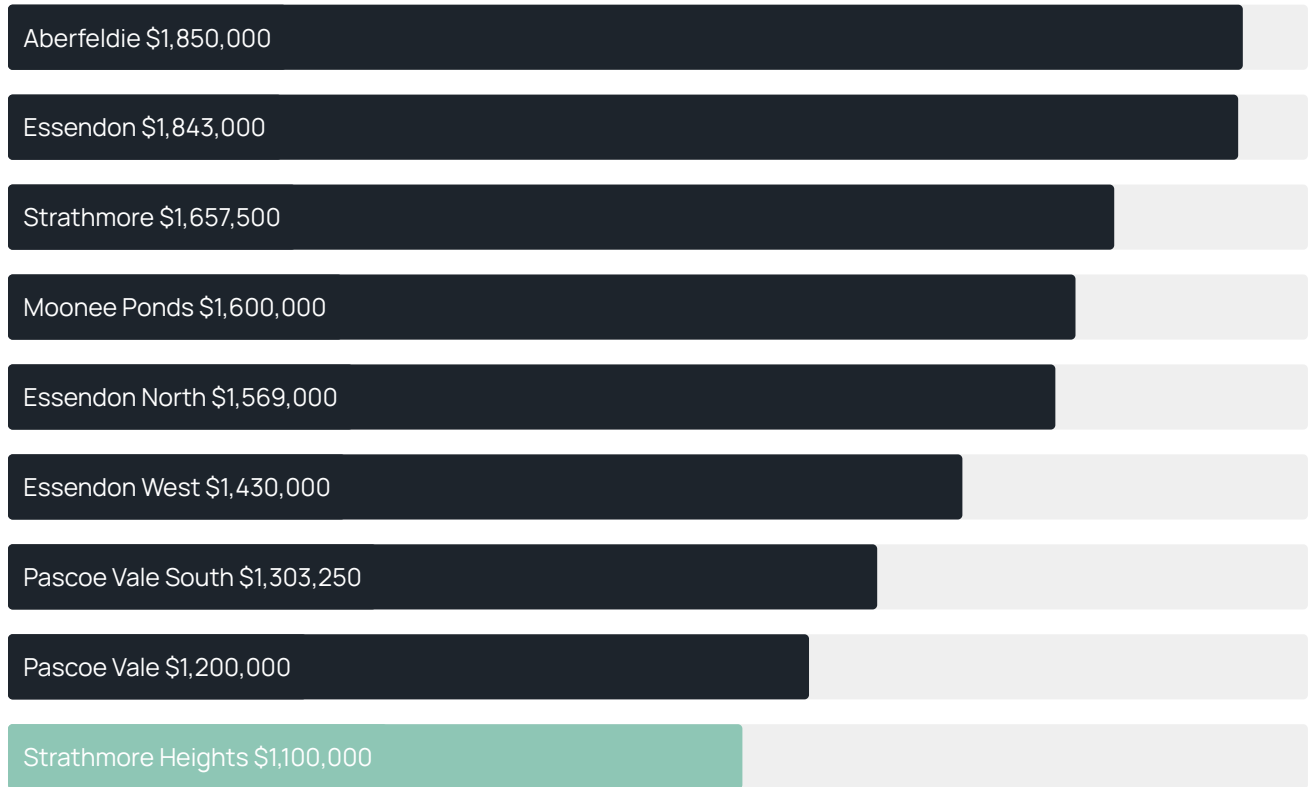
Quarterly price change

0.91% ↑

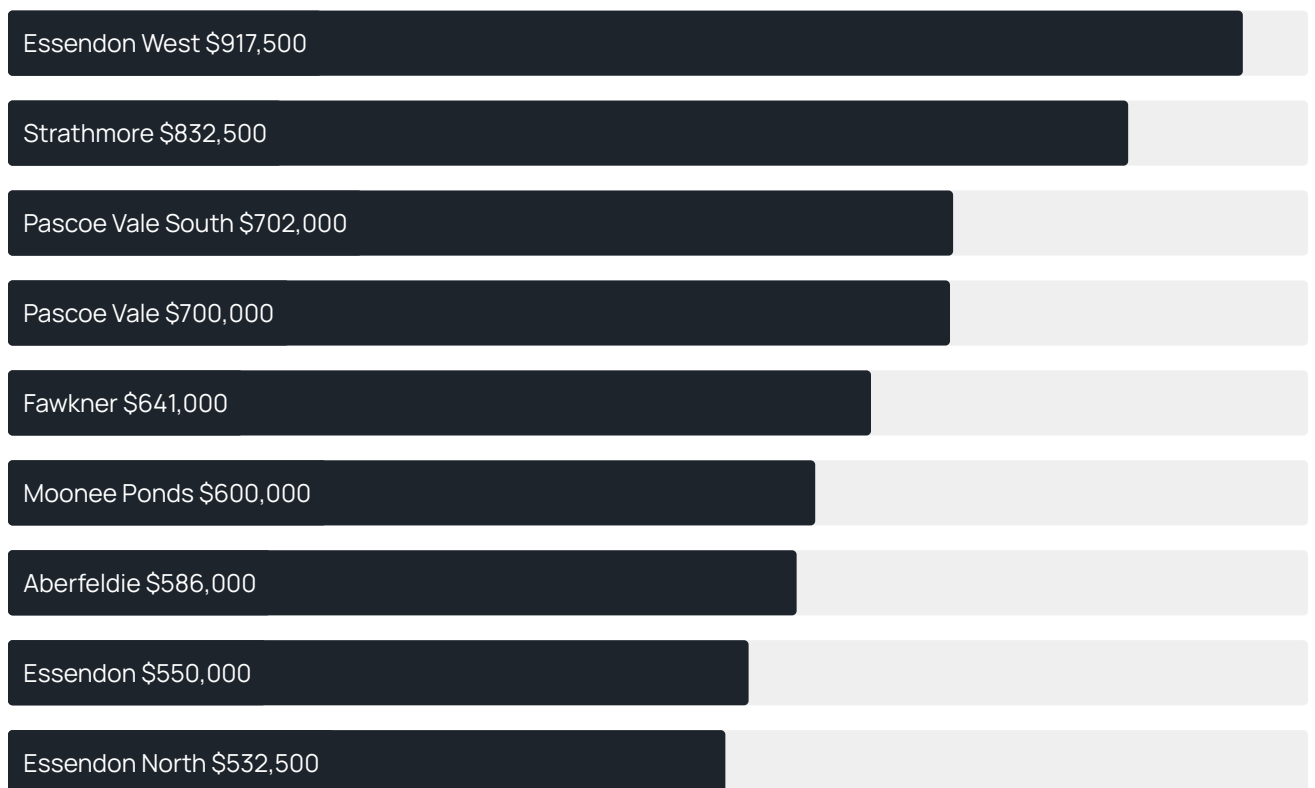
Quarterly price change<sup>1</sup>



### Median house price<sup>1</sup>



### Median unit price<sup>1</sup>



Sale method<sup>2</sup>



● Auction 67%  
● Private 33%

Auction clearance rate<sup>3</sup>

83.33%

Median days on market<sup>3</sup>

28 days

Jellis Craig average inspection attendance per listing<sup>4</sup>

28 groups

Average hold period<sup>1</sup>

6.8 years

Dwelling type<sup>5</sup>



● Houses 84% ● Units 16%

Ownership<sup>5</sup>



● Owned outright 47% ● Mortgaged 39% ● Rented 14%

Population<sup>5</sup>

1,047

Median asking rent<sup>1</sup>

\$670 per week

Population growth<sup>5</sup>

4.28%

Rental yield<sup>1</sup>

2.66%

Median age<sup>5</sup>

42 years











Median household size<sup>5</sup>

2.8 people











STRATHMORE HEIGHTS SUBURB REPORT

## Recent Strathmore Heights sales




Discover a snapshot of the most recent results for this suburb, to view the full 12 months of sales history, please go to [jellisraig.com.au/suburb-reports](http://jellisraig.com.au/suburb-reports)

Address	Bedrooms	Type	Price	Sold
 5 Northrop Ct Strathmore Heights	3	House	\$820,000	11 Apr 2026
 1/376 Mascoma St Strathmore Heights	3	House	\$730,000	09 Apr 2026
 10 Caravelle Cr Strathmore Heights	3	House	\$1,100,000	28 Mar 2026
 6 Palagia Ct Strathmore Heights	5	House	\$1,620,000	21 Mar 2026
 14a Tasman Av Strathmore Heights	3	Townhouse	\$830,000	13 Mar 2026
 5 Avro Ct Strathmore Heights	3	House	\$1,440,000	21 Feb 2026
 311 Mascoma St Strathmore Heights	3	House	\$485,000	05 Feb 2026
 29a Tasman Av Strathmore Heights	4	Townhouse	\$1,450,000	10 Dec 2025
 48 Collier Ct Strathmore Heights	2	Flat/Unit/Apartment	\$650,000	03 Nov 2025
 32 Caravelle Cr Strathmore Heights	4	House	\$1,470,000	25 Oct 2025

## STRATHMORE HEIGHTS SUBURB REPORT

Address	Bedrooms	Type	Price	Sold
 25 Vickers Av Strathmore Heights	3	House	\$1,206,000	07 Oct 2025
 336 Mascoma St Strathmore Heights	4	House	\$1,025,000	13 Sep 2025
 353a Mascoma St STRATHMORE HEIGHTS	3	Townhouse	\$1,190,000	03 Sep 2025
 10 Vickers Av Strathmore Heights	5	House	\$1,390,000	02 Sep 2025
 1/17 Tasman Av Strathmore Heights	3	Villa	\$782,000	23 Aug 2025
 16 Vickers Av Strathmore Heights	3	House	\$900,000	09 Aug 2025
 26 De Havilland Av Strathmore Heights	3	House	\$1,140,000	09 Jul 2025
 16 De Havilland Av Strathmore Heights	3	House	\$1,090,000	01 Jul 2025
 3/29 Collier Ct Strathmore Heights	3	Townhouse	\$650,000	23 Jun 2025
 387 Mascoma St Strathmore Heights	4	House	\$1,500,000	10 Jun 2025

## STRATHMORE HEIGHTS SUBURB REPORT

Address	Bedrooms	Type	Price	Sold
 14 Elysee Ct Strathmore Heights	4	House	\$1,030,000	02 Jun 2025
 13a Vickers Av Strathmore Heights	4	House	\$1,215,000	05 May 2025
 4 Douglas Ct Strathmore Heights	3	House	\$1,378,000	03 May 2025



**Jellis Craig Moonee Valley**  
Level 1, 1070 Mt Alexander Road, Essendon  
03 9379 2000

Jellis Craig acknowledges and pays our respects to the Bunurong People, the Wadawurrung People, the Dja Dja Wurrung People and the Wurundjeri People as the Traditional Owners and original custodians of the lands on which Jellis Craig operates.

---

Data is current as of PDF generation date 01/05/2026

- 1 Property Data Online, updated quarterly for the past 12 months
- 2 Property Data Online, updated daily for the past 12 months
- 3 Property Data Online, updated daily for the past quarter
- 4 Jellis Craig's average inspection attendance per listing (houses) over the last 12 months, updated daily
- 5 2021 Australian Census
- 6 Property Data Online, updated daily

This publication contains data, analytics, statistics and other information supplied by PROPERTYDATAONLINE PTY LTD (PropertyData). The data provided in this publication is of a general nature and should not be construed as specific advice or relied upon in lieu of appropriate professional advice.

PropertyData relies upon data supplied by third parties and while the data is checked and reviewed, PropertyData does not warrant the accuracy or completeness of the information to the full extent permitted by the law and excludes all loss or damage howsoever arising (including through negligence) in connection with the data supplied by PropertyData. The State of Victoria owns the copyright in the Property Sales Data and reproduction of that data in any way without the consent of the State of Victoria will constitute a breach of the Copyright Act 1968 (cth). The State of Victoria does not warrant the accuracy or completeness of the Property Sales Data and any person using or relying upon such information does so on the basis that the State of Victoria accepts no responsibility or liability whatsoever for any errors, faults, defects or omissions in the information supplied.