



Surrey Hills

# Suburb Report



Your connection to property insights



**JellisCraig**

SURREY HILLS SUBURB REPORT

Median house price<sup>1</sup>

Median

\$2.20m

Quarterly price change

-2.43% ↓

Median unit price<sup>1</sup>

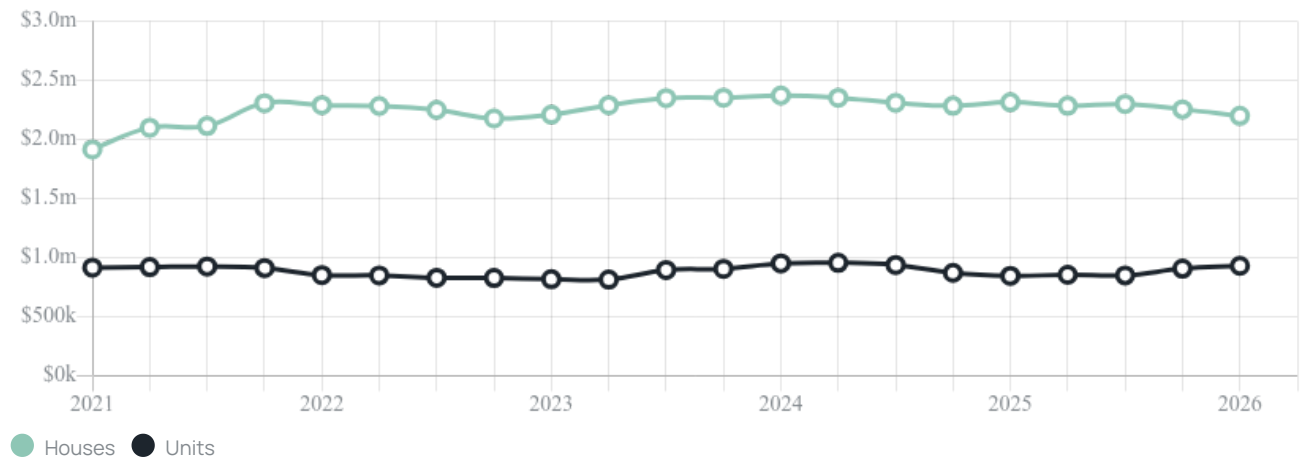
Median

\$931k

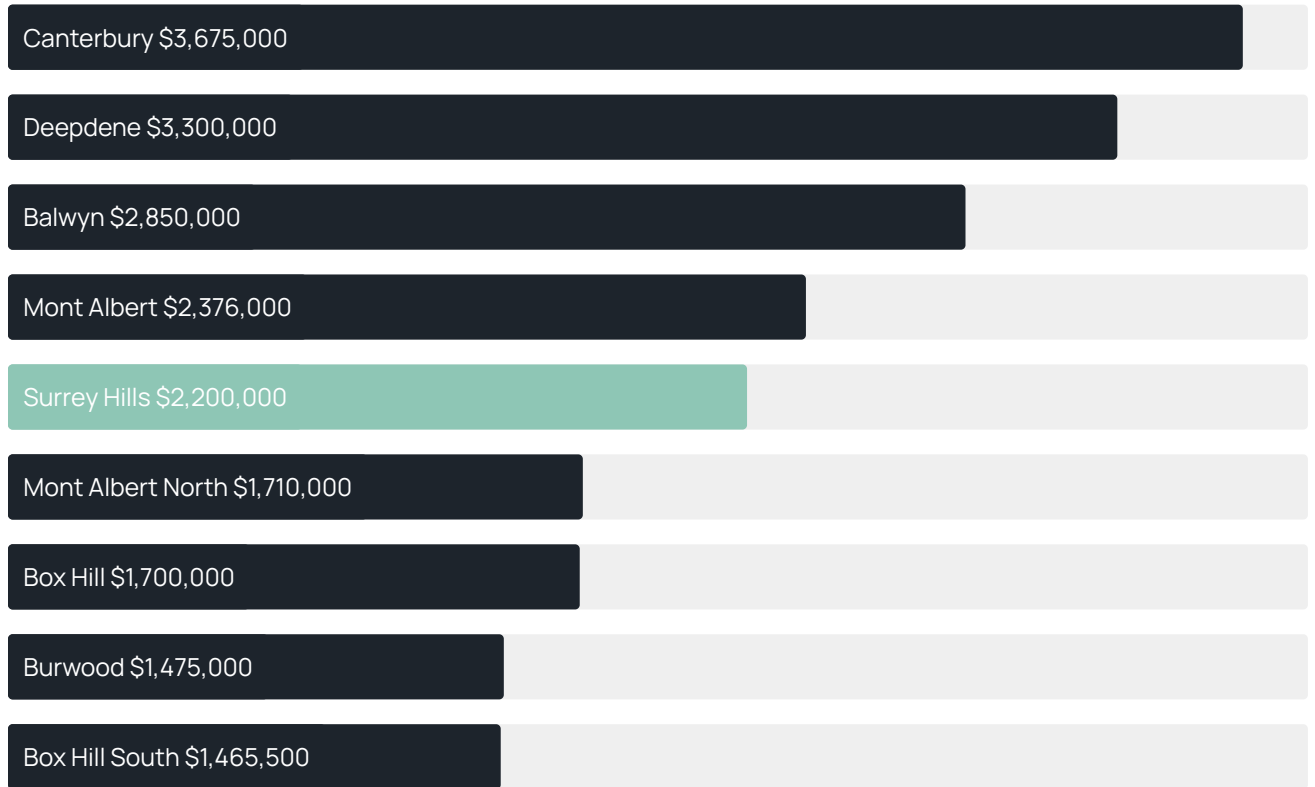
Quarterly price change

2.64% ↑

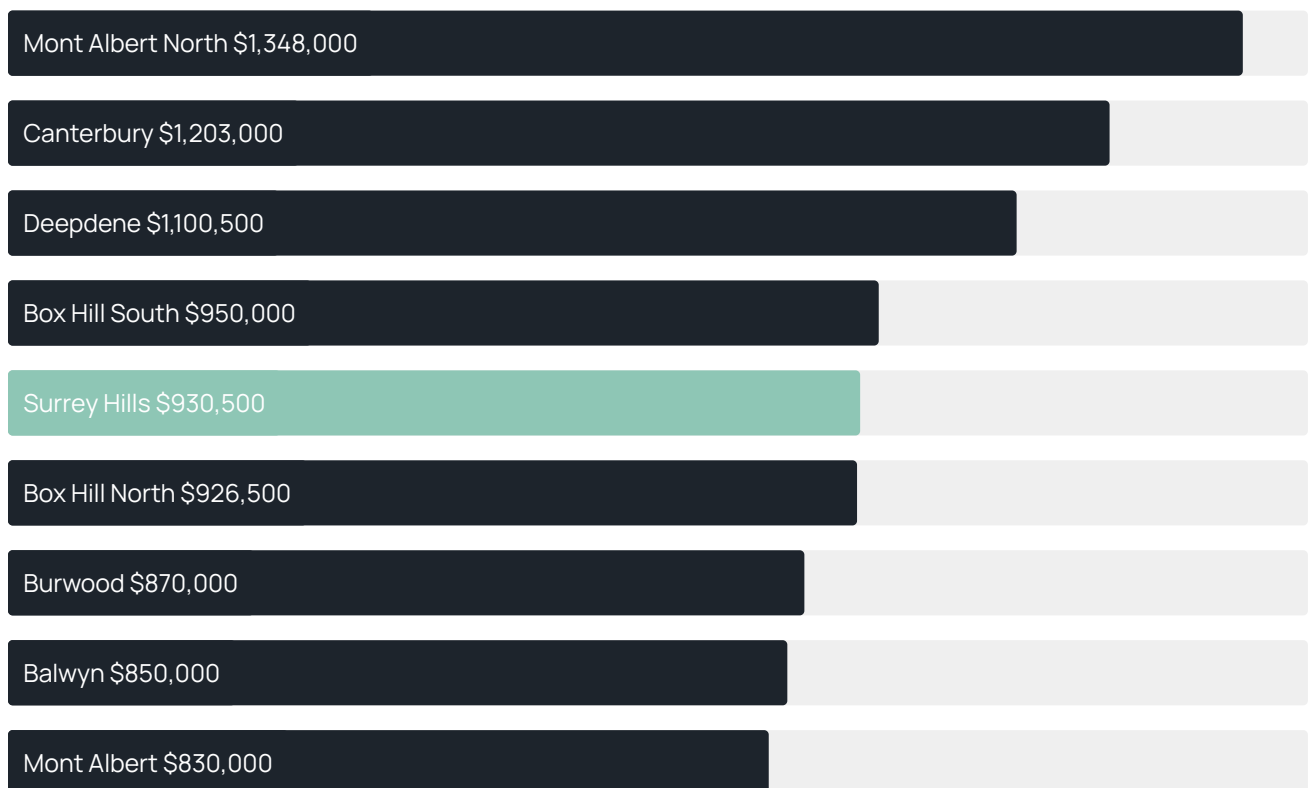
Quarterly price change<sup>1</sup>



### Median house price<sup>1</sup>



### Median unit price<sup>1</sup>



Sale method<sup>2</sup>



● Auction 78%  
● Private 22%

Auction clearance rate<sup>3</sup>

72.09%

Median days on market<sup>3</sup>

27 days

Average hold period<sup>1</sup>

9.7 years

Dwelling type<sup>5</sup>



● Houses 67% ● Units 33%

Ownership<sup>5</sup>



● Owned outright 44% ● Mortgaged 37% ● Rented 19%

Population<sup>5</sup>

13,655

Median asking rent<sup>1</sup>

\$850 per week

Population growth<sup>5</sup>

0.37%

Rental yield<sup>1</sup>

1.79%

Median age<sup>5</sup>

42 years











Median household size<sup>5</sup>

2.6 people











SURREY HILLS SUBURB REPORT

## Recent Surrey Hills sales











Discover a snapshot of the most recent results for this suburb, to view the full 12 months of sales history, please go to [jellisraig.com.au/suburb-reports](http://jellisraig.com.au/suburb-reports)

Address	Bedrooms	Type	Price	Sold
 2/16 Weybridge St Surrey Hills	2	Unit	\$835,000	20 Jun 2026
 7 Willcyrus St Surrey Hills	4	House	\$1,880,000	20 Jun 2026
 15 Oak St Surrey Hills	6	House	\$2,750,000	14 Jun 2026
 744a Canterbury Rd Surrey Hills	4	House	\$1,625,000	12 Jun 2026
 3/49 Wandsworth Rd SURREY HILLS	2	Unit	\$900,000	06 Jun 2026
 19 Park Rd Surrey Hills	3	House	\$2,180,000	30 May 2026
 15 Middlesex Rd Surrey Hills	3	House	\$1,580,000	30 May 2026
 3/46 Windsor Cr Surrey Hills	2	Townhouse	\$740,000	27 May 2026
 25 Rose Av Surrey Hills	4	House	\$2,315,000	23 May 2026
 5/11 Vincent St Surrey Hills	2	Unit	\$691,000	16 May 2026

## SURREY HILLS SUBURB REPORT

Address	Bedrooms	Type	Price	Sold
 36 Newton St Surrey Hills	4	House	\$1,900,000	16 May 2026
 202/1a Middlesex Rd Surrey Hills	2	Unit	\$735,000	14 May 2026
 46 Erasmus St Surrey Hills	3	House	\$1,310,000	13 May 2026
 4/22 Chestnut St Surrey Hills	2	Flat/Unit/Apartment	\$800,000	12 May 2026
 21 Elm St Surrey Hills	3	House	\$1,490,000	06 May 2026
 11 Sherwood Rd Surrey Hills	5	House	\$2,280,000	02 May 2026
 3/72 Essex Rd Surrey Hills	3	Unit	\$1,332,000	02 May 2026
 1/8 Florence Rd Surrey Hills	3	Unit	\$980,000	02 May 2026
 3/290 Mont Albert Rd SURREY HILLS	2	Unit	\$922,000	29 Apr 2026
 103/3 Norfolk Rd Surrey Hills	2	Apartment	\$1,150,000	21 Apr 2026

## SURREY HILLS SUBURB REPORT

Address	Bedrooms	Type	Price	Sold
 59a Florence Rd Surrey Hills	4	House	\$1,685,000	18 Apr 2026
 8 Lille St Surrey Hills	4	House	\$2,950,000	18 Apr 2026
 5/29-31 York St Surrey Hills	2	Unit	\$872,500	13 Apr 2026
 208/348 Canterbury Rd Surrey Hills	2	Apartment	\$600,000	12 Apr 2026
 1/103 Middlesex Rd Surrey Hills	2	House	\$920,016	04 Apr 2026
 2/3 Payne St Surrey Hills	2	Unit	\$960,000	03 Apr 2026
 108/348 Canterbury Rd Surrey Hills	2	Apartment	\$574,500	02 Apr 2026
 3/8 Norfolk Rd Surrey Hills	4	Unit	\$1,180,000	02 Apr 2026
 2/3 Union Rd SURREY HILLS	2	Flat/Unit/Apartment	\$920,000	31 Mar 2026
 105/8 Park Rd Surrey Hills	2	Apartment	\$600,000	30 Mar 2026



**Jellis Craig Balwyn**  
244A Whitehorse Rd, Balwyn  
03 9810 5000

Jellis Craig acknowledges and pays our respects to the Bunurong People, the Wadawurrung People, the Dja Dja Wurrung People and the Wurundjeri People as the Traditional Owners and original custodians of the lands on which Jellis Craig operates.

---

Data is current as of PDF generation date 01/07/2026

- 1 Property Data Online, updated quarterly for the past 12 months
- 2 Property Data Online, updated daily for the past 12 months
- 3 Property Data Online, updated daily for the past quarter
- 4 Jellis Craig's average inspection attendance per listing (houses) over the last 12 months, updated daily
- 5 2021 Australian Census
- 6 Property Data Online, updated daily

This publication contains data, analytics, statistics and other information supplied by PROPERTYDATAONLINE PTY LTD (PropertyData). The data provided in this publication is of a general nature and should not be construed as specific advice or relied upon in lieu of appropriate professional advice.

PropertyData relies upon data supplied by third parties and while the data is checked and reviewed, PropertyData does not warrant the accuracy or completeness of the information to the full extent permitted by the law and excludes all loss or damage howsoever arising (including through negligence) in connection with the data supplied by PropertyData. The State of Victoria owns the copyright in the Property Sales Data and reproduction of that data in any way without the consent of the State of Victoria will constitute a breach of the Copyright Act 1968 (cth). The State of Victoria does not warrant the accuracy or completeness of the Property Sales Data and any person using or relying upon such information does so on the basis that the State of Victoria accepts no responsibility or liability whatsoever for any errors, faults, defects or omissions in the information supplied.