

JellisCraig

TEMPLESTOWE LOWER

Suburb Report

Know your neighbourhood.



TEMPLESTOWE LOWER SUBURB REPORT

Median House Price*

Median

\$1.35m

Quarterly Price Change

0.18% ↑

Median Unit Price*

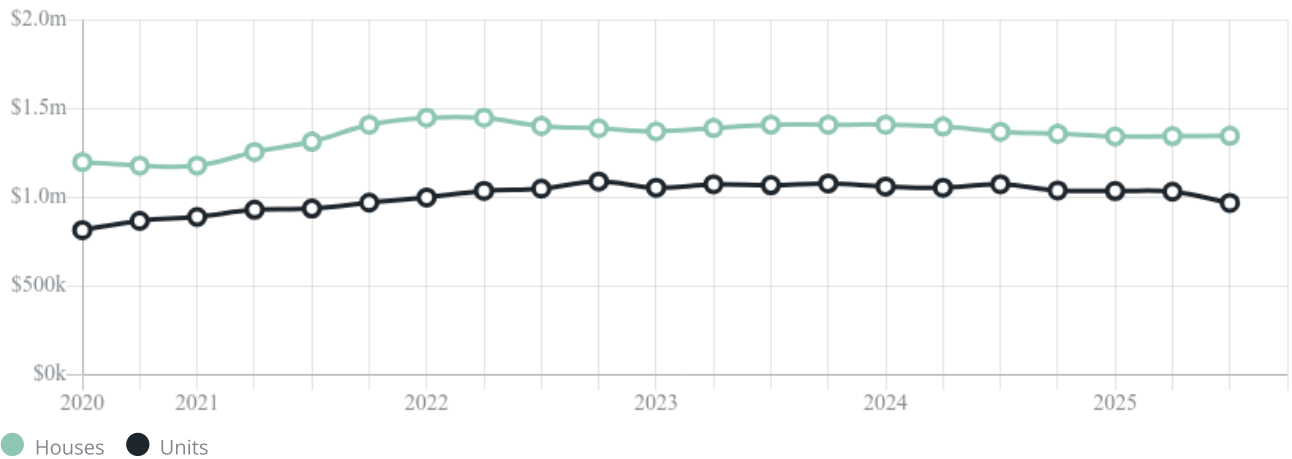
Median

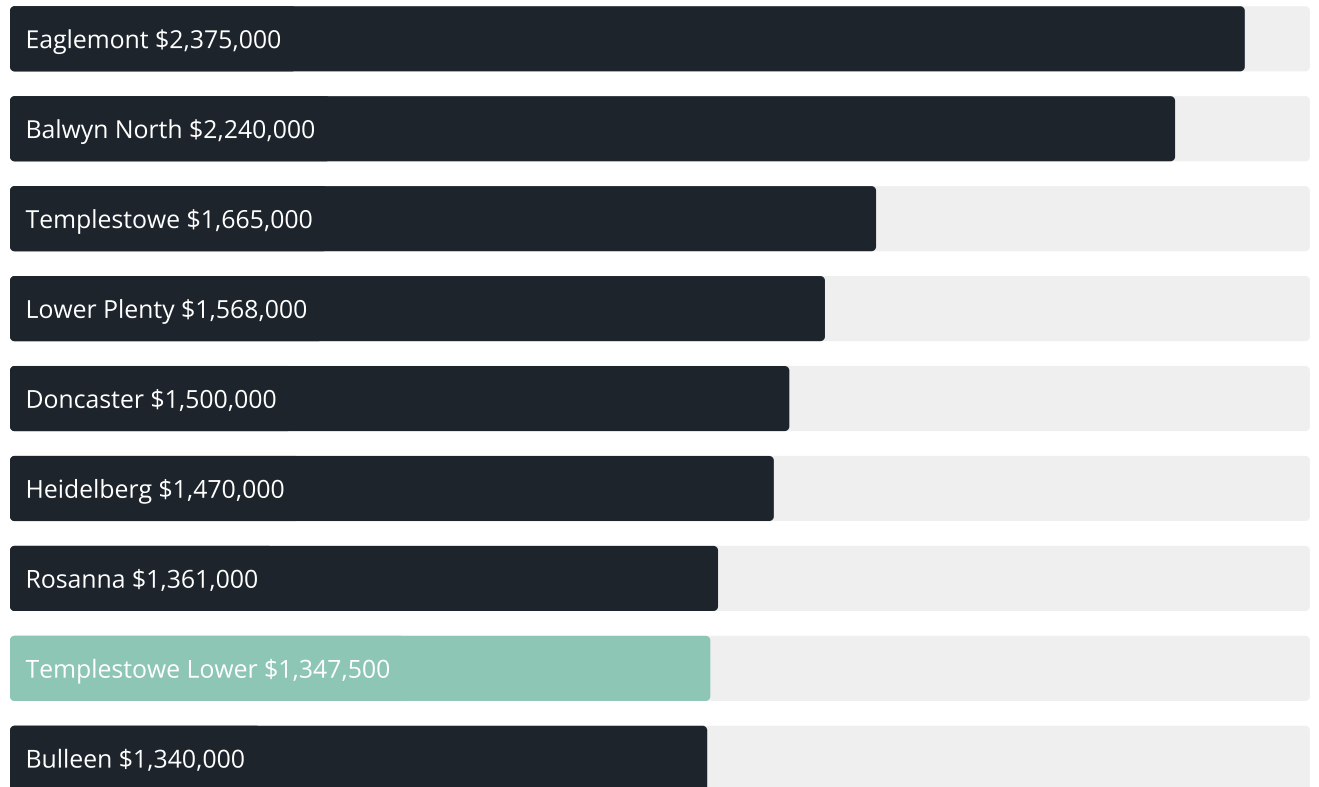
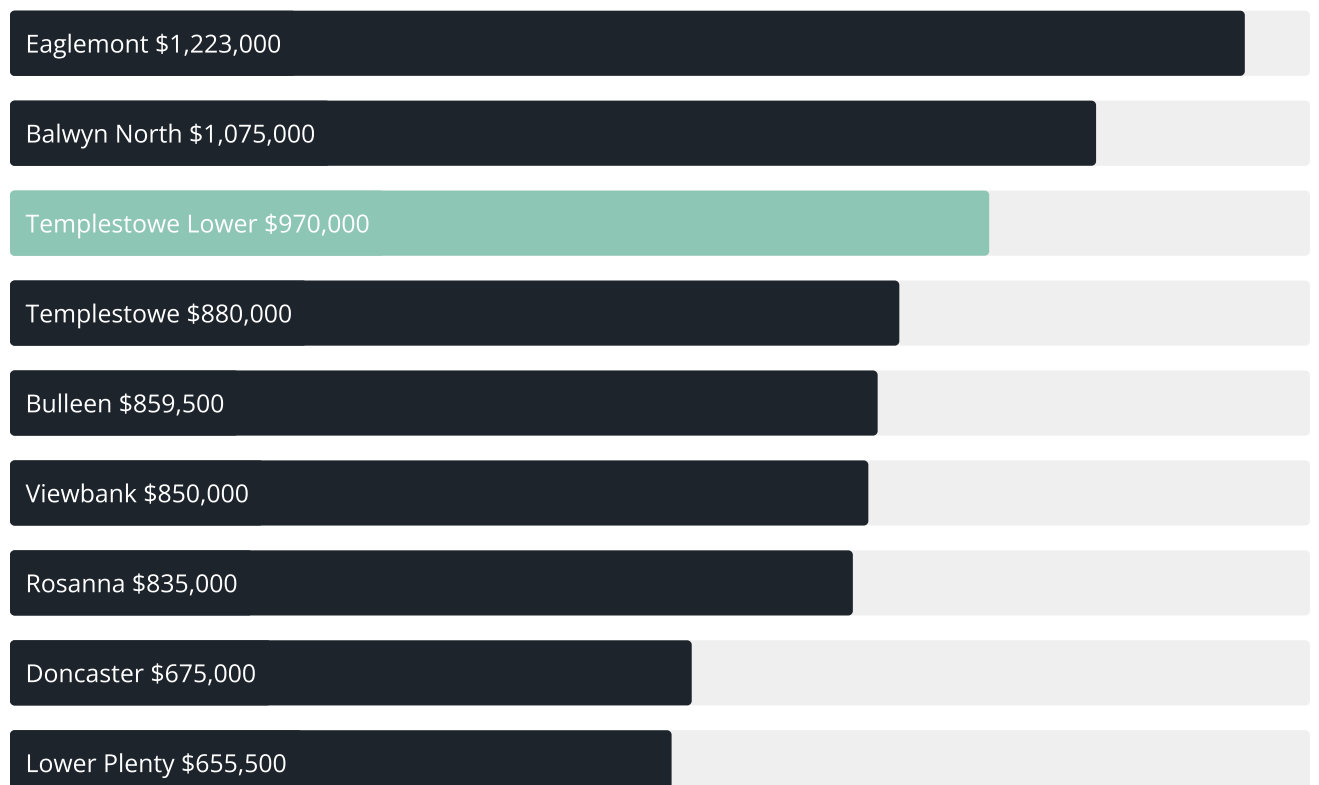
\$970k

Quarterly Price Change

-6.05% ↓

Quarterly Price Change*



Median House Sale Price^{*}Median Unit Sale Price^{*}

TEMPLESTOWE LOWER SUBURB REPORT

Sale Method^{*}

● Auction 88%
● Private 12%

Auction Clearance Rate^{*}

77.46%Median Days on Market[^]

26 daysAverage Hold Period^{*}

8.6 yearsDwelling Type[^]

● Houses 81% ● Units 19%

Ownership[^]

● Owned Outright 50% ● Mortgaged 35% ● Rented 15%

Population[^]

14,098Median Asking Rent per week^{*}

\$720Population Growth[^]

4.98%Rental Yield^{*}











2.72%Median Age[^]

45 yearsMedian Household Size[^]











2.7 people

TEMPLESTOWE LOWER SUBURB REPORT











Discover a snapshot of the most recent results for this suburb, to view the full 12 months of sales history, please go to jellisicraig.com.au/suburbinsights

Address	Bedrooms	Type	Price	Sold
 18 Rooney St Templestowe Lower	3	House	\$1,490,000	29 Nov 2025
 54 Bryson Gr Templestowe Lower	3	House	\$1,272,000	29 Nov 2025
 5/321 High St Templestowe Lower	4	Townhouse	\$1,140,000	22 Nov 2025
 4 Hill View Pde Templestowe Lower	4	House	\$1,381,000	22 Nov 2025
 2/357 High St Templestowe Lower	4	Townhouse	\$1,048,000	21 Nov 2025
 2/8 Foote St Templestowe Lower	4	Townhouse	\$950,000	20 Nov 2025
 46 Jacana Av Templestowe Lower	5	House	\$1,378,000	19 Nov 2025
 125 Macedon Rd Templestowe Lower	4	House	\$1,522,000	18 Nov 2025
 3 Riordan Pl Templestowe Lower	3	House	\$1,310,000	15 Nov 2025
 360 Thompsons Rd Templestowe Lower	4	House	\$1,441,500	15 Nov 2025

TEMPLESTOWE LOWER SUBURB REPORT

Address	Bedrooms	Type	Price	Sold
 9 Parker St Templestowe Lower	3	House	\$1,170,000	10 Nov 2025
 297 Thompsons Rd Templestowe Lower	4	House	\$1,340,000	08 Nov 2025
 4/330 Thompsons Rd Templestowe Lower	3	Unit	\$935,000	08 Nov 2025
 3 Dove Ct Templestowe Lower	5	House	\$2,388,000	07 Nov 2025
 28a Rooney St Templestowe Lower	4	Townhouse	\$1,900,000	05 Nov 2025
 48 Jeffrey St Templestowe Lower	3	House	\$1,406,000	31 Oct 2025
 1 Sassafras Dr Templestowe Lower	4	House	\$1,405,000	30 Oct 2025
 8 Galli Ct Templestowe Lower	4	House	\$1,351,000	25 Oct 2025
 9 Hotham St Templestowe Lower	4	House	\$1,635,000	25 Oct 2025
 20 Jacana Av TEMPLESTOWE LOWER	3	House	\$1,390,000	25 Oct 2025

TEMPLESTOWE LOWER SUBURB REPORT

Address	Bedrooms	Type	Price	Sold
 60 Glenair St Templestowe Lower	3	House	\$700,000	24 Oct 2025
 1/97 Foote St Templestowe Lower	3	Townhouse	\$1,082,000	23 Oct 2025
 42 Lowan Av Templestowe Lower	3	House	\$1,368,000	20 Oct 2025
 1/9 Rosemary St Templestowe Lower	3	House	\$1,157,500	20 Oct 2025
 7 Dove Ct Templestowe Lower	4	House	\$3,350,000	18 Oct 2025
 8 Dove Ct Templestowe Lower	4	House	\$1,376,000	18 Oct 2025
 45 Romilly Av Templestowe Lower	5	House	\$1,650,000	18 Oct 2025
 15 Waratah Dr Templestowe Lower	4	House	\$1,741,000	18 Oct 2025
 15 Verene Av Templestowe Lower	4	House	\$1,560,000	14 Oct 2025
 45 Airds Rd Templestowe Lower	3	House	\$1,335,000	11 Oct 2025



Doncaster Office
Level 1/1006 Doncaster Road, Doncaster
03 8841 4888

jellisraig.com.au

Data is current as of PDF generation date 01/12/2025

* Updated Quarterly for the past 12 months

^ Updated daily for the past quarter

~ Updated daily: 33 recent results.

This publication contains data, analytics, statistics and other information supplied by PROPERTYDATAONLINE PTY LTD (PropertyData). The data provided in this publication is of a general nature and should not be construed as specific advice or relied upon in lieu of appropriate professional advice.

PropertyData relies upon data supplied by third parties and while the data is checked and reviewed, PropertyData does not warrant the accuracy or completeness of the information to the full extent permitted by the law and excludes all loss or damage howsoever arising (including through negligence) in connection with the data supplied by PropertyData. The State of Victoria owns the copyright in the Property Sales Data and reproduction of that data in any way without the consent of the State of Victoria will constitute a breach of the Copyright Act 1968 (cth). The State of Victoria does not warrant the accuracy or completeness of the Property Sales Data and any person using or relying upon such information does so on the basis that the State of Victoria accepts no responsibility or liability whatsoever for any errors, faults, defects or omissions in the information supplied.