

JellisCraig

TEMPLESTOWE LOWER

Suburb Report

Know your neighbourhood.



TEMPLESTOWE LOWER SUBURB REPORT

Median House Price*

Median

\$1.35m

Quarterly Price Change

0.18% ↑

Median Unit Price*

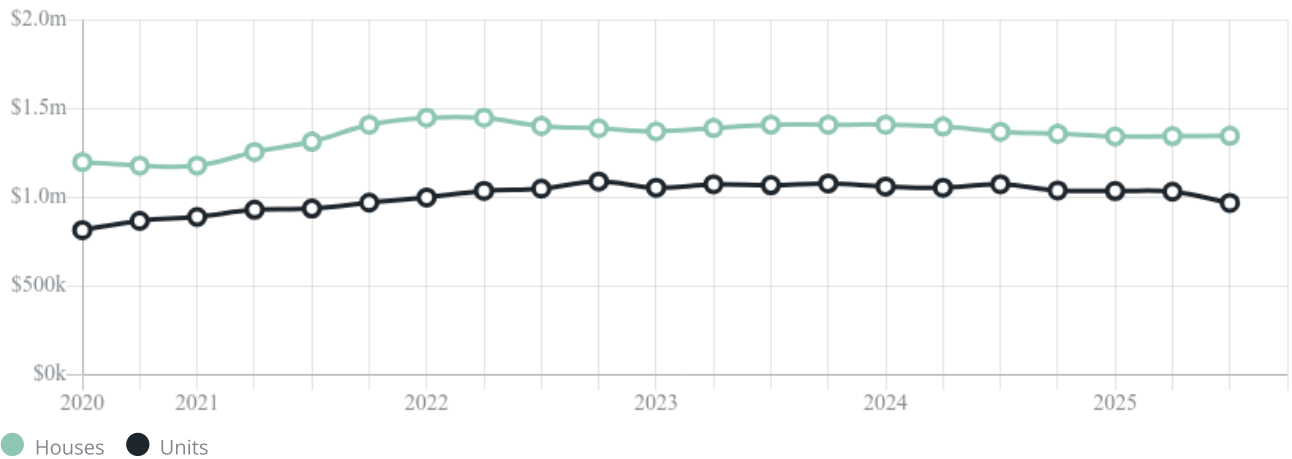
Median

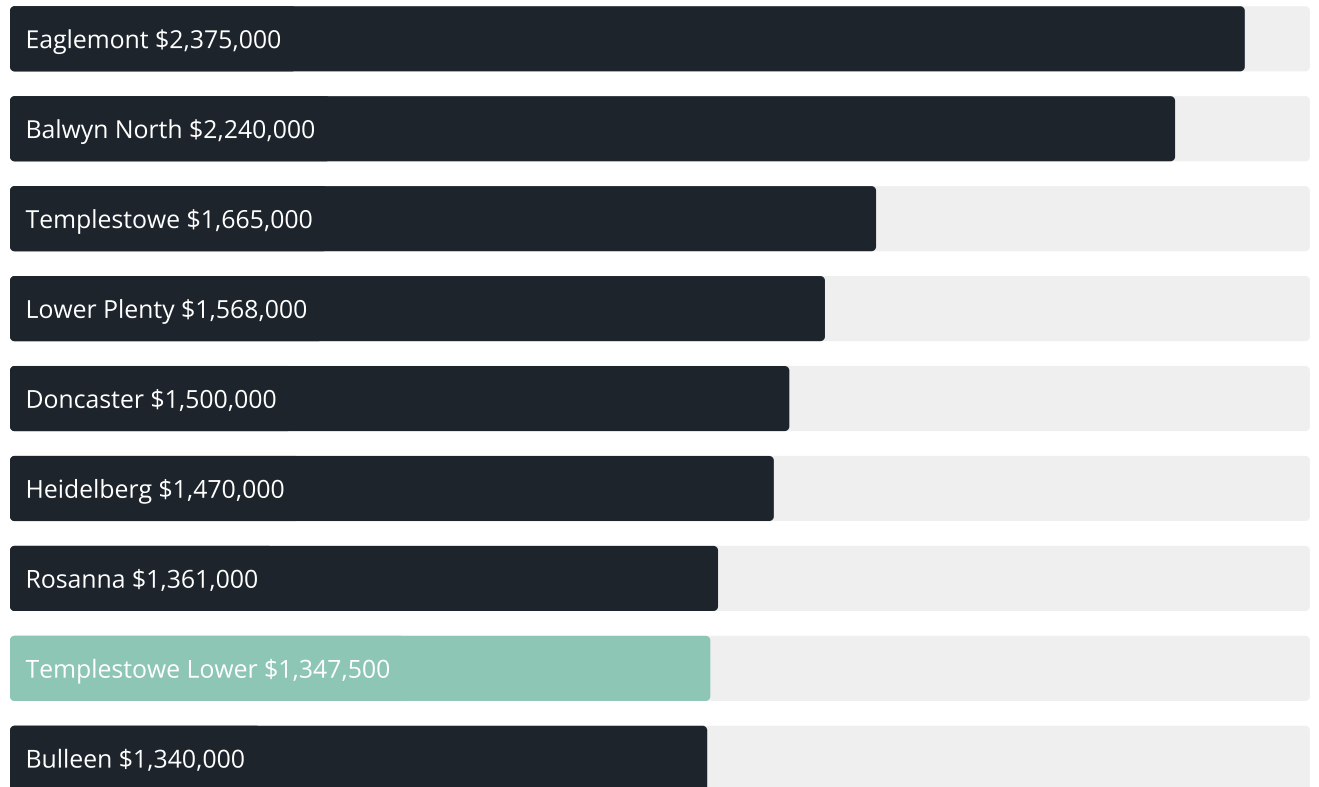
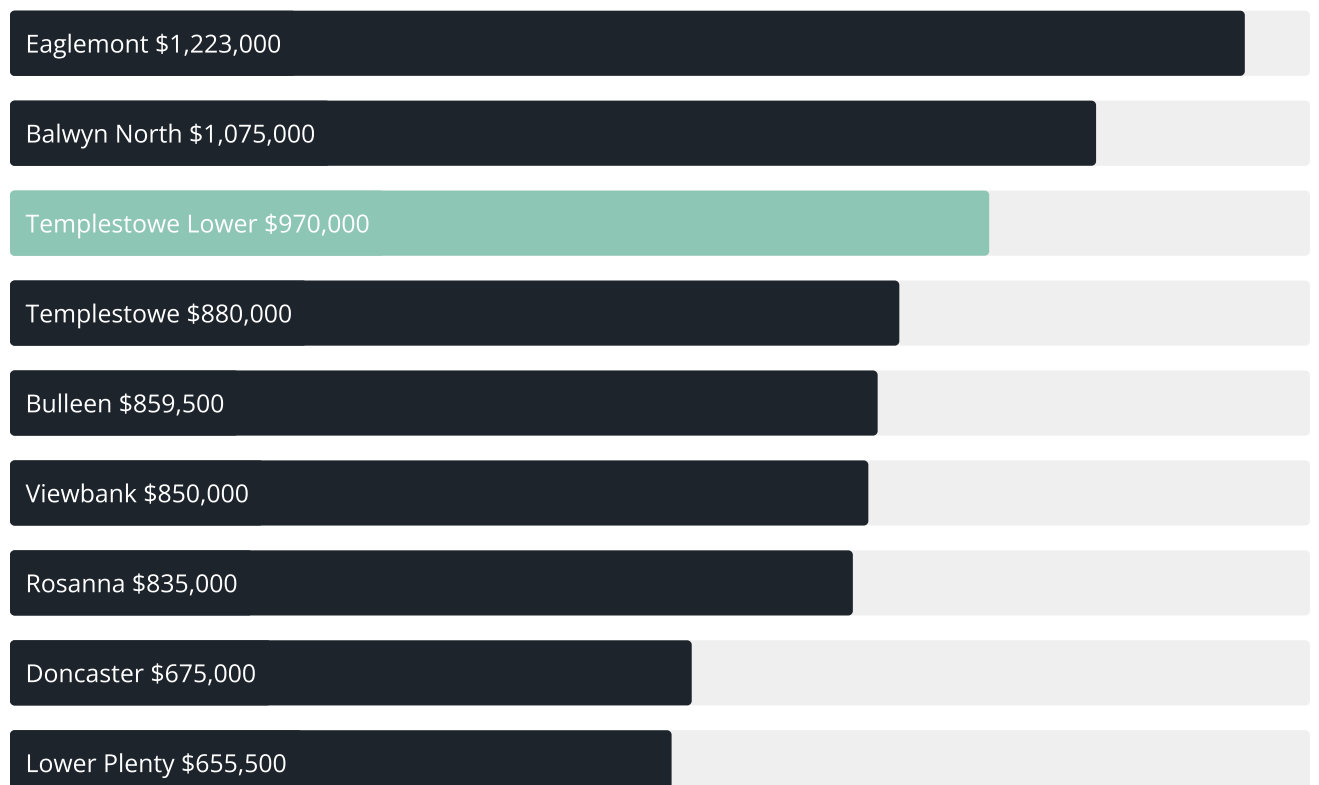
\$970k

Quarterly Price Change

-6.05% ↓

Quarterly Price Change*



Median House Sale Price^{*}Median Unit Sale Price^{*}

TEMPLESTOWE LOWER SUBURB REPORT

Sale Method^{*}

● Auction 88%
● Private 13%

Auction Clearance Rate^{*}

74.6%

Median Days on Market[^]

26 days

Average Hold Period^{*}

8.6 years

Dwelling Type[^]

● Houses 81% ● Units 19%

Ownership[^]

● Owned Outright 50% ● Mortgaged 35% ● Rented 15%

Population[^]

14,098

Median Asking Rent per week^{*}

\$720

Population Growth[^]

4.98%

Rental Yield^{*}

2.72%

Median Age[^]











45 years

Median Household Size[^]











2.7 people

TEMPLESTOWE LOWER SUBURB REPORT











Discover a snapshot of the most recent results for this suburb, to view the full 12 months of sales history, please go to jellisicraig.com.au/suburbinsights

Address	Bedrooms	Type	Price	Sold
 18 Jeffrey St Templestowe Lower	4	House	\$1,268,000	30 Dec 2025
 25 Chatsworth Qdrnt Templestowe Lower	4	House	\$1,343,000	26 Dec 2025
 2/102 Foote St Templestowe Lower	3	Unit	\$812,000	18 Dec 2025
 60 Waratah Dr Templestowe Lower	5	House	\$1,350,000	13 Dec 2025
 3 Eucalypt Av Templestowe Lower	5	House	\$1,433,100	13 Dec 2025
 22 Milsom Av Templestowe Lower	4	House	\$1,550,000	10 Dec 2025
 47 Fyfe Dr Templestowe Lower	5	House	\$1,447,000	07 Dec 2025
 6 Elder Ct Templestowe Lower	4	House	\$1,564,000	06 Dec 2025
 2/41 John St Templestowe Lower	3	Townhouse	\$1,290,000	06 Dec 2025
 12 Andromeda Way Templestowe Lower	6	House	\$1,560,000	06 Dec 2025

TEMPLESTOWE LOWER SUBURB REPORT

Address	Bedrooms	Type	Price	Sold
 1/49 John St Templestowe Lower	3	Townhouse	\$1,288,000	06 Dec 2025
 12 Olympus Dr Templestowe Lower	4	House	\$1,538,888	30 Nov 2025
 18 Rooney St Templestowe Lower	3	House	\$1,490,000	29 Nov 2025
 54 Bryson Gr Templestowe Lower	3	House	\$1,272,000	29 Nov 2025
 5/321 High St Templestowe Lower	4	Townhouse	\$1,140,000	22 Nov 2025
 4 Hill View Pde Templestowe Lower	4	House	\$1,381,000	22 Nov 2025
 2/357 High St Templestowe Lower	4	Townhouse	\$1,048,000	21 Nov 2025
 2/8 Foote St Templestowe Lower	4	Townhouse	\$950,000	20 Nov 2025
 46 Jacana Av Templestowe Lower	5	House	\$1,378,000	19 Nov 2025
 125 Macedon Rd Templestowe Lower	4	House	\$1,522,000	18 Nov 2025

TEMPLESTOWE LOWER SUBURB REPORT

Address	Bedrooms	Type	Price	Sold
 3 Riordan Pl Templestowe Lower	3	House	\$1,310,000	15 Nov 2025
 12 Toulon Dr Templestowe Lower	4	House	\$1,748,000	15 Nov 2025
 360 Thompsons Rd Templestowe Lower	4	House	\$1,441,500	15 Nov 2025
 9 Parker St Templestowe Lower	3	House	\$1,170,000	10 Nov 2025
 1/369 High St Templestowe Lower	3	House	\$823,000	08 Nov 2025
 297 Thompsons Rd Templestowe Lower	4	House	\$1,340,000	08 Nov 2025
 4/330 Thompsons Rd Templestowe Lower	3	Unit	\$935,000	08 Nov 2025
 3 Dove Ct Templestowe Lower	5	House	\$2,388,000	07 Nov 2025
 28a Rooney St Templestowe Lower	4	Townhouse	\$1,900,000	05 Nov 2025
 2/18 Verene Av Templestowe Lower	4	Townhouse	\$1,450,000	03 Nov 2025



Doncaster Office
Level 1/1006 Doncaster Road, Doncaster
03 8841 4888

jellisraig.com.au

Data is current as of PDF generation date 01/01/2026

* Updated Quarterly for the past 12 months

^ Updated daily for the past quarter

~ Updated daily: 33 recent results.

This publication contains data, analytics, statistics and other information supplied by PROPERTYDATAONLINE PTY LTD (PropertyData). The data provided in this publication is of a general nature and should not be construed as specific advice or relied upon in lieu of appropriate professional advice.

PropertyData relies upon data supplied by third parties and while the data is checked and reviewed, PropertyData does not warrant the accuracy or completeness of the information to the full extent permitted by the law and excludes all loss or damage howsoever arising (including through negligence) in connection with the data supplied by PropertyData. The State of Victoria owns the copyright in the Property Sales Data and reproduction of that data in any way without the consent of the State of Victoria will constitute a breach of the Copyright Act 1968 (cth). The State of Victoria does not warrant the accuracy or completeness of the Property Sales Data and any person using or relying upon such information does so on the basis that the State of Victoria accepts no responsibility or liability whatsoever for any errors, faults, defects or omissions in the information supplied.