



Templestowe

Suburb Report



Your connection to property insights



JellisCraig

TEMPLESTOWE SUBURB REPORT

Median house price¹

Median

\$1.62m

Quarterly price change

-2.61% ↓

Median unit price¹

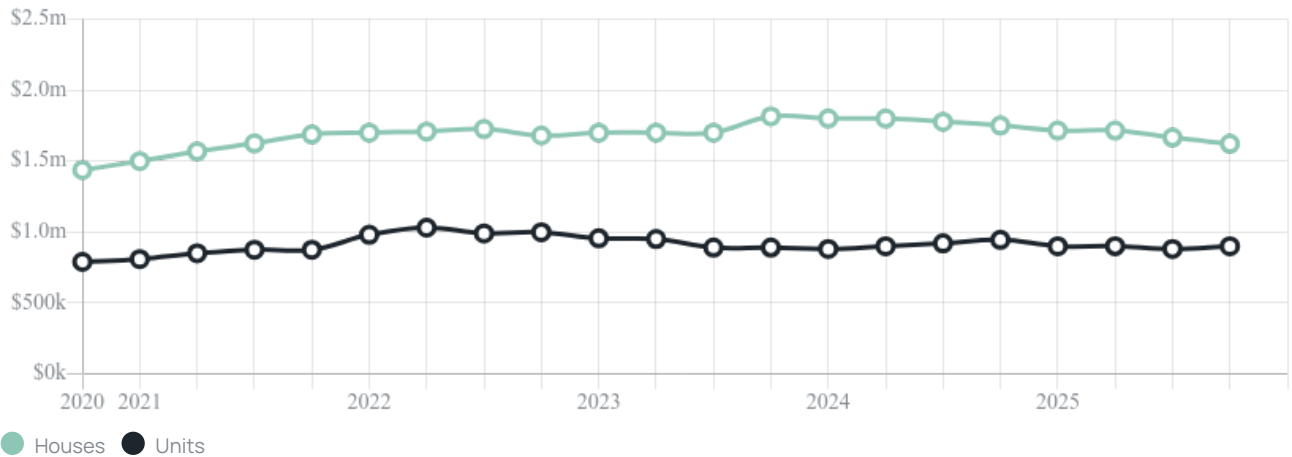
Median

\$900k

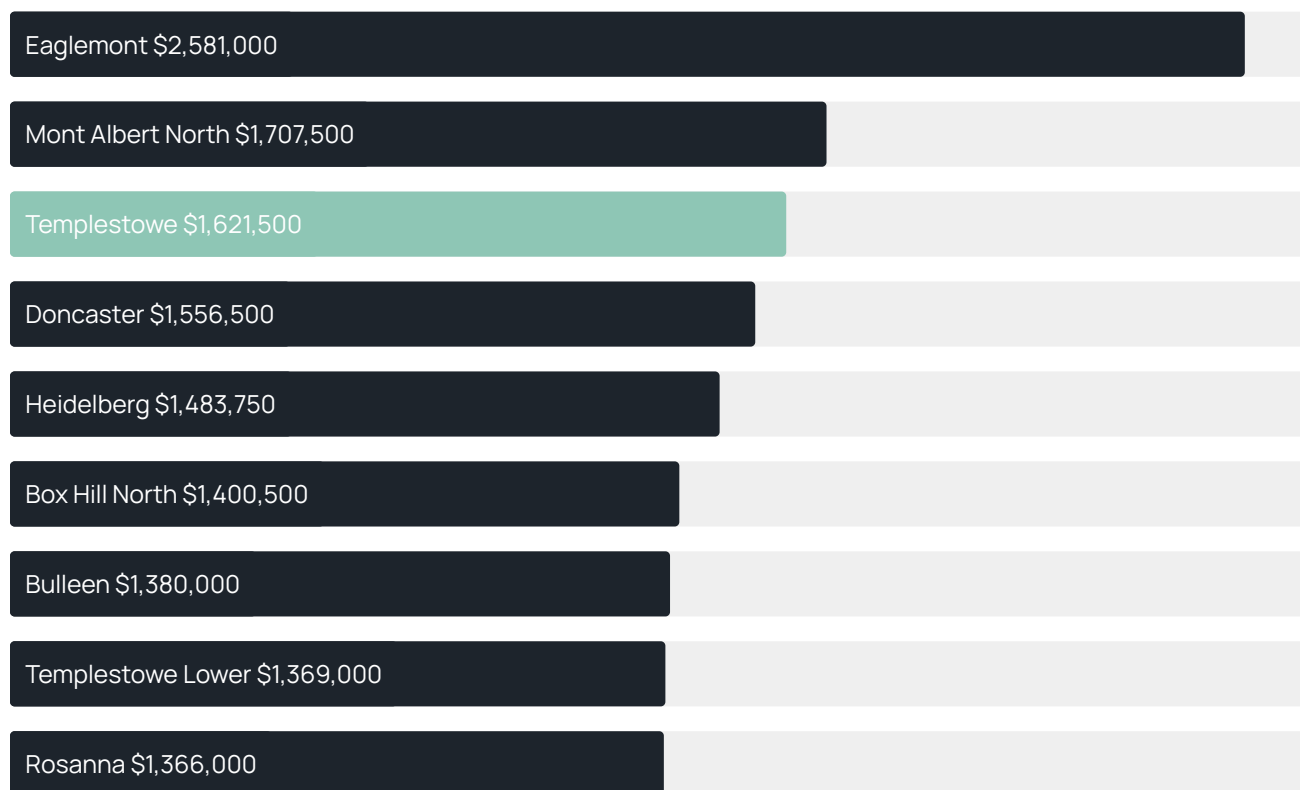
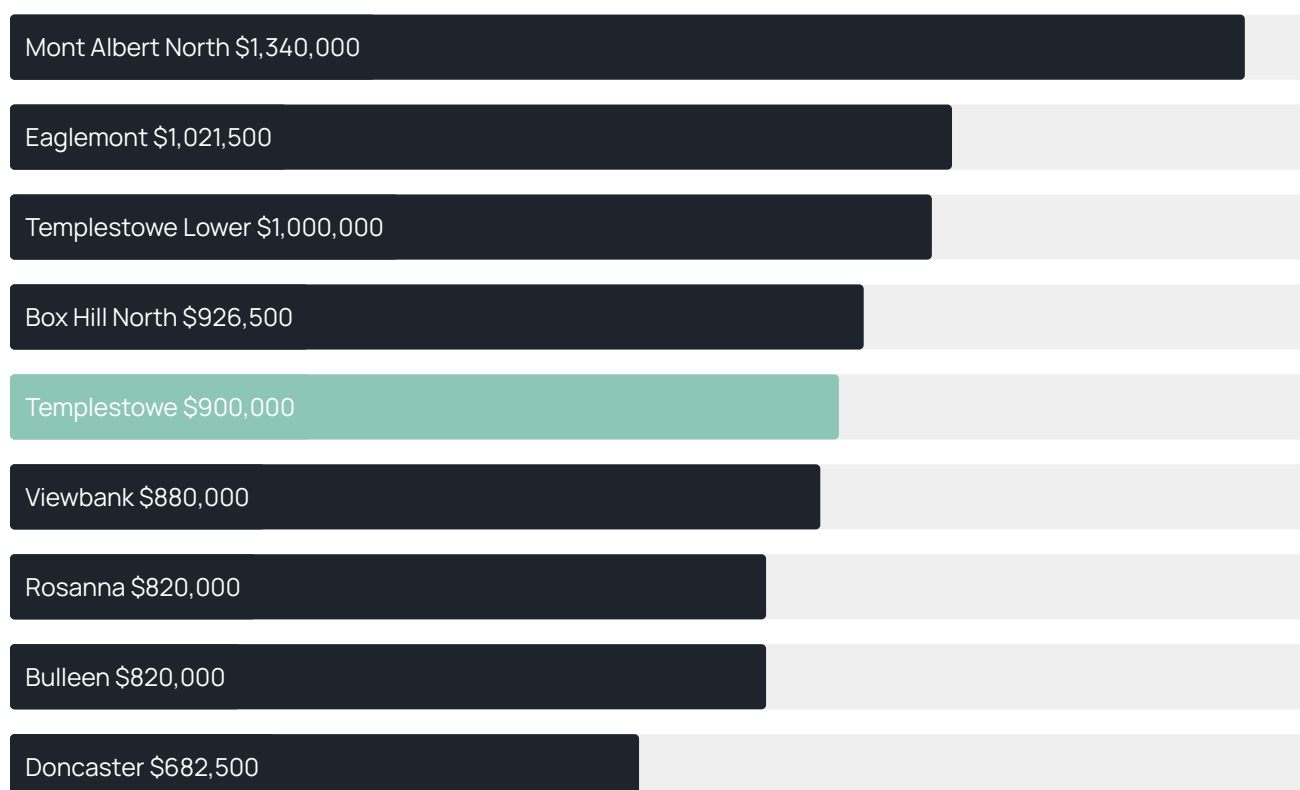
Quarterly price change

2.27% ↑

Quarterly price change¹



TEMPLESTOWE SUBURB REPORT

Median house price¹Median unit price¹

Sale method²Auction clearance rate³

62.86%

Median days on market³

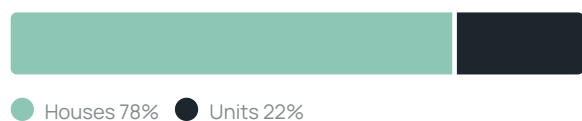
32 days

Jellis Craig average inspection attendance per listing⁴

32 groups

Average hold period¹

8.9 years

Dwelling type⁵Ownership⁵Population⁵

16,966

Median asking rent¹

\$920 per week

Population growth⁵

2.09%

Rental yield¹

2.58%

Median age⁵

46 years











Median household size⁵

2.8 people











TEMPLESTOWE SUBURB REPORT

Recent Templestowe sales











Discover a snapshot of the most recent results for this suburb, to view the full 12 months of sales history, please go to jellisicraig.com.au/suburb-reports

Address	Bedrooms	Type	Price	Sold
 2/319 Porter St Templestowe	2	Unit	\$925,000	24 Jan 2026
 9/22-36 Anderson St Templestowe	2	House	\$543,000	14 Jan 2026
 4/15 Glendale Av Templestowe	4	Townhouse	\$1,180,000	05 Jan 2026
 2/140 Parker St Templestowe	3	Townhouse	\$1,060,000	24 Dec 2025
 27 Kensington Pl Templestowe	3	House	\$1,600,000	24 Dec 2025
 3/15 Glendale Av Templestowe	4	Townhouse	\$1,200,000	19 Dec 2025
 1/101 James St Templestowe	4	Townhouse	\$1,150,000	18 Dec 2025
 86 Greenridge Av Templestowe	4	House	\$1,766,888	17 Dec 2025
 105/200 Foote St Templestowe	1	Apartment	\$470,000	17 Dec 2025
 103 The Grange Templestowe	4	House	\$1,413,000	13 Dec 2025

TEMPLESTOWE SUBURB REPORT

Address	Bedrooms	Type	Price	Sold
 261 Serpells Rd Templestowe	5	House	\$1,920,000	13 Dec 2025
 25 Templemore Dr Templestowe	4	House	\$1,386,000	06 Dec 2025
 3/60 Wood St Templestowe	3	Unit	\$920,000	01 Dec 2025
 261 Porter St Templestowe	4	House	\$1,340,000	01 Dec 2025
 5 Beale Ct Templestowe	6	House	\$1,815,000	29 Nov 2025
 14 Woodlands Edg Templestowe	5	House	\$1,230,000	29 Nov 2025
 4 Pine Valley Way Templestowe	5	House	\$2,425,000	29 Nov 2025
 2 Newmans Rd Templestowe	5	House	\$1,775,000	26 Nov 2025
 8 Denham Ct Templestowe	4	House	\$1,570,000	23 Nov 2025
 11 Beale Ct TEMPLESTOWE	4	House	\$1,290,000	22 Nov 2025

TEMPLESTOWE SUBURB REPORT

Address	Bedrooms	Type	Price	Sold
 42 Hawtin St Templestowe	5	House	\$3,200,000	21 Nov 2025
 111/200 Foote St Templestowe	2	Apartment	\$680,000	19 Nov 2025
 1/132 Parker St Templestowe	3	Flat/Unit/Apartment	\$875,000	17 Nov 2025
 5 Caprice Ct Templestowe	5	House	\$2,850,000	17 Nov 2025
 34 Spring Valley Dr Templestowe	5	House	\$1,500,000	15 Nov 2025
 14 Glen Ct Templestowe	6	House	\$1,830,000	14 Nov 2025
 28 Chivers Rd Templestowe	5	House	\$3,310,000	13 Nov 2025
 1/10 Anderson St Templestowe	2	Unit	\$686,000	13 Nov 2025
 1/27-29 Serpells Rd Templestowe	3	Apartment	\$1,525,000	13 Nov 2025
 2/5 Serpells Rd Templestowe	3	House	\$910,000	11 Nov 2025



Jellis Craig Doncaster

Level 1/1006 Doncaster Road, Doncaster
03 8841 4888

Jellis Craig acknowledges and pays our respects to the Bunurong People, the Wadawurrung People, the Dja Dja Wurrung People and the Wurundjeri People as the Traditional Owners and original custodians of the lands on which Jellis Craig operates.

Data is current as of PDF generation date 01/02/2026

1 Property Data Online, updated quarterly for the past 12 months

2 Property Data Online, updated daily for the past 12 months

3 Property Data Online, updated daily for the past quarter

4 Jellis Craig's average inspection attendance per listing (houses) over the last 12 months, updated daily

5 2021 Australian Census

6 Property Data Online, updated daily

This publication contains data, analytics, statistics and other information supplied by PROPERTYDATAONLINE PTY LTD (PropertyData). The data provided in this publication is of a general nature and should not be construed as specific advice or relied upon in lieu of appropriate professional advice.

PropertyData relies upon data supplied by third parties and while the data is checked and reviewed, PropertyData does not warrant the accuracy or completeness of the information to the full extent permitted by the law and excludes all loss or damage howsoever arising (including through negligence) in connection with the data supplied by PropertyData. The State of Victoria owns the copyright in the Property Sales Data and reproduction of that data in any way without the consent of the State of Victoria will constitute a breach of the Copyright Act 1968 (cth). The State of Victoria does not warrant the accuracy or completeness of the Property Sales Data and any person using or relying upon such information does so on the basis that the State of Victoria accepts no responsibility or liability whatsoever for any errors, faults, defects or omissions in the information supplied.