

JellisCraig

TEMPLESTOWE

Suburb Report

Know your neighbourhood.



TEMPLESTOWE SUBURB REPORT

Median House Price*

Median

\$1.67m

Quarterly Price Change

-2.91% ↓

Median Unit Price*

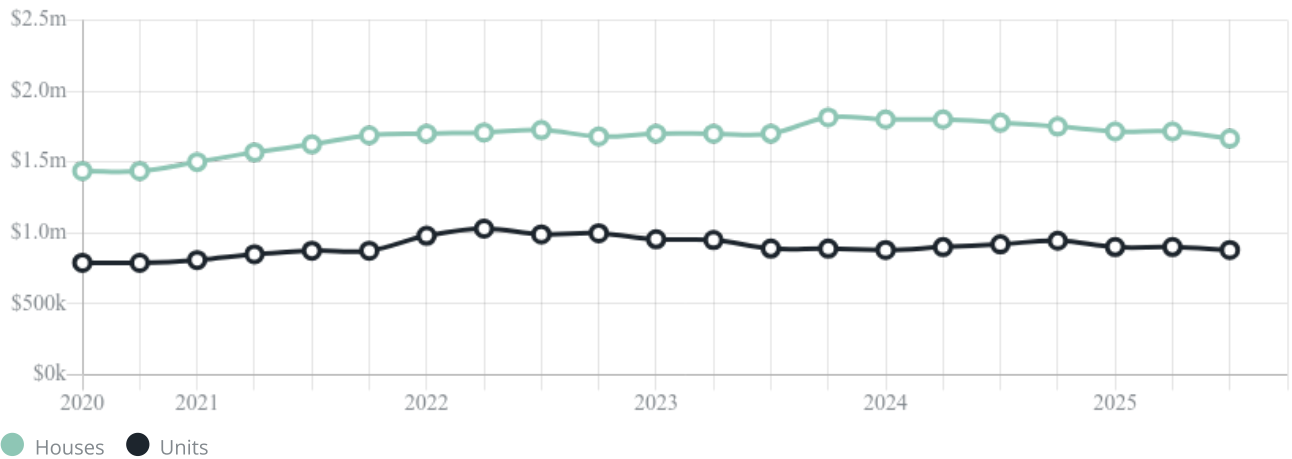
Median

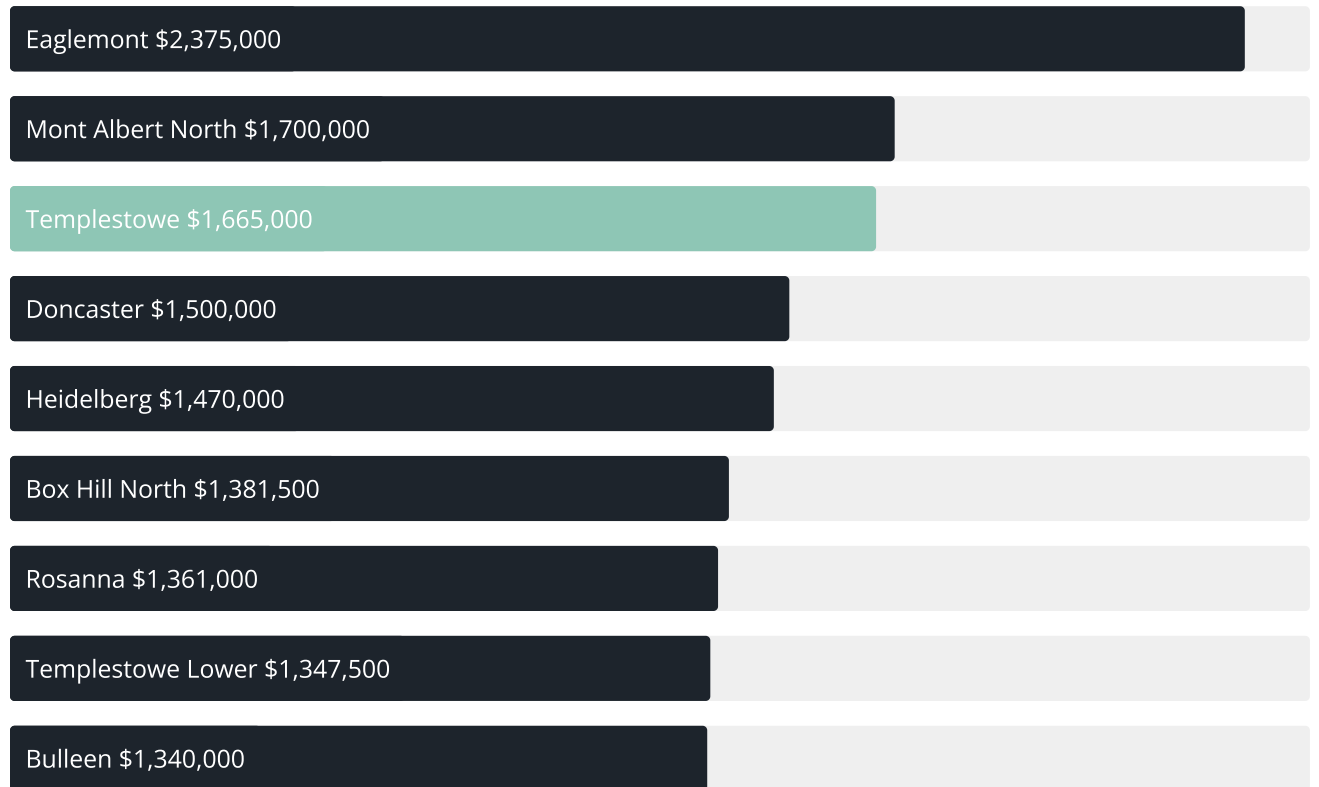
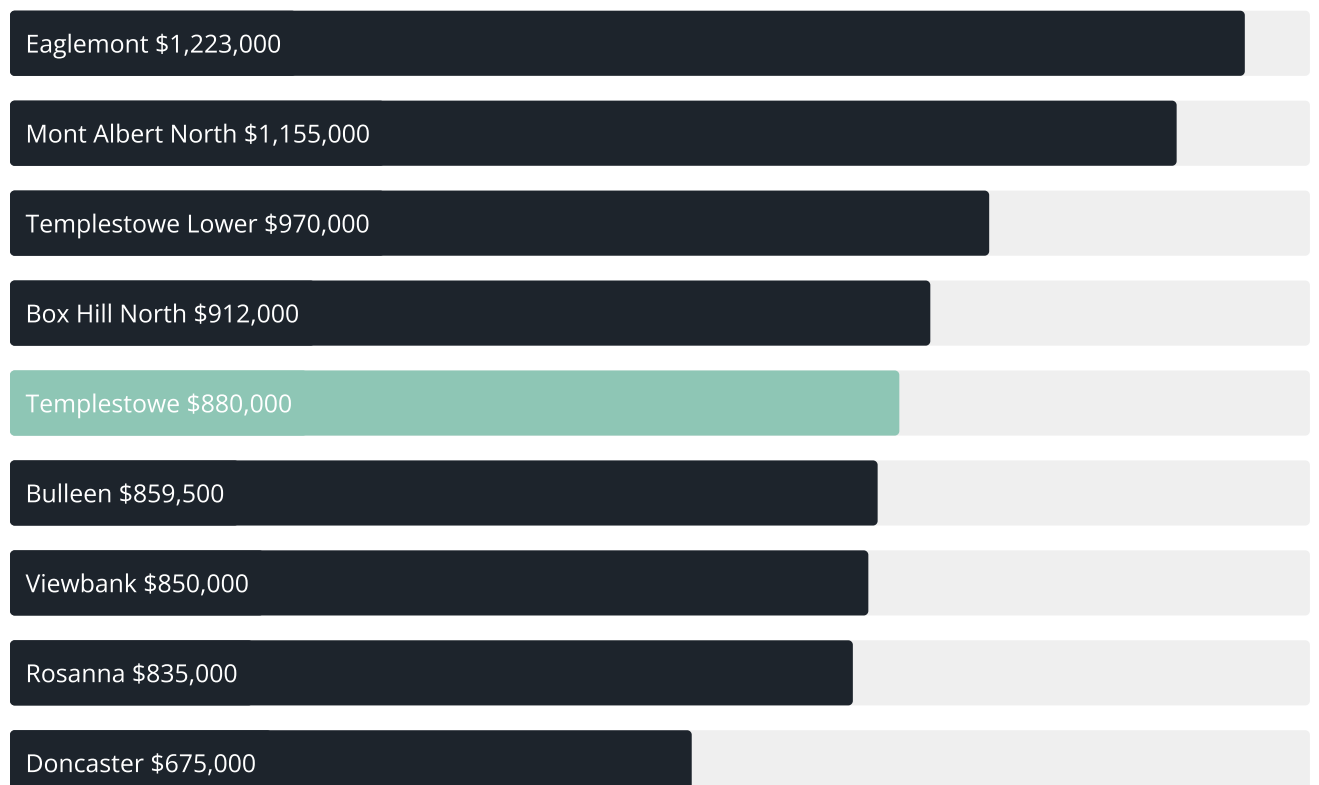
\$880k

Quarterly Price Change

-2.22% ↓

Quarterly Price Change*



Median House Sale Price^{*}Median Unit Sale Price^{*}

TEMPLESTOWE SUBURB REPORT

Sale Method*



● Auction 68%

● Private 32%

Auction Clearance Rate*

72.41%

Median Days on Market^

29 days

Average Hold Period*

8.9 years

Dwelling Type^



● Houses 78%

● Units 22%

Ownership^



● Owned Outright 50%

● Mortgaged 38%

● Rented 12%

Population^

16,966

Median Asking Rent per week*

\$880

Population Growth^

2.09%

Rental Yield*

2.58%

Median Age^











46 years

Median Household Size^











2.8 people

TEMPLESTOWE SUBURB REPORT











Discover a snapshot of the most recent results for this suburb, to view the full 12 months of sales history, please go to jellisicraig.com.au/suburbinsights

Address	Bedrooms	Type	Price	Sold
 27 Kensington Pl Templestowe	3	House	\$1,600,000	24 Dec 2025
 1/101 James St Templestowe	4	Townhouse	\$1,150,000	18 Dec 2025
 105/200 Foote St Templestowe	1	Apartment	\$470,000	17 Dec 2025
 103 The Grange Templestowe	4	House	\$1,413,000	13 Dec 2025
 261 Serpells Rd Templestowe	5	House	\$1,920,000	13 Dec 2025
 25 Templemore Dr Templestowe	4	House	\$1,386,000	06 Dec 2025
 261 Porter St Templestowe	4	House	\$1,340,000	01 Dec 2025
 4 Pine Valley Way Templestowe	5	House	\$2,425,000	29 Nov 2025
 14 Woodlands Edg Templestowe	5	House	\$1,230,000	29 Nov 2025
 2 Newmans Rd Templestowe	5	House	\$1,775,000	26 Nov 2025

TEMPLESTOWE SUBURB REPORT

Address	Bedrooms	Type	Price	Sold
 8 Denham Ct Templestowe	4	House	\$1,570,000	23 Nov 2025
 11 Beale Ct TEMPLESTOWE	4	House	\$1,290,000	22 Nov 2025
 111/200 Foote St Templestowe	2	Apartment	\$680,000	19 Nov 2025
 1/132 Parker St Templestowe	3	Flat/Unit/Apartment	\$875,000	17 Nov 2025
 5 Caprice Ct Templestowe	5	House	\$2,850,000	17 Nov 2025
 34 Spring Valley Dr Templestowe	5	House	\$1,500,000	15 Nov 2025
 14 Glen Ct Templestowe	6	House	\$1,830,000	14 Nov 2025
 28 Chivers Rd Templestowe	5	House	\$3,310,000	13 Nov 2025
 1/10 Anderson St Templestowe	2	Unit	\$686,000	13 Nov 2025
 2/5 Serpells Rd Templestowe	3	House	\$910,000	11 Nov 2025

TEMPLESTOWE SUBURB REPORT

Address	Bedrooms	Type	Price	Sold
 15 Verne Ct Templestowe	5	House	\$1,981,000	08 Nov 2025
 1/75 Atkinson St Templestowe	4	Townhouse	\$1,330,000	08 Nov 2025
 3 Noral Ct Templestowe	4	House	\$1,920,000	08 Nov 2025
 43 Lawanna Dr Templestowe	4	House	\$1,315,000	08 Nov 2025
 2/69 Wood St Templestowe	3	Unit	\$1,030,000	07 Nov 2025
 2/2-6 Anderson St Templestowe	2	Apartment	\$655,400	03 Nov 2025
 4 Jacov Gdns Templestowe	6	House	\$4,860,000	01 Nov 2025
 3A/11 Milne St Templestowe	2	Strata Unit/Flat	\$590,000	31 Oct 2025
 55 Unwin St Templestowe	4	House	\$1,260,000	30 Oct 2025
 32a Greenridge Av Templestowe	3	House	\$1,105,000	30 Oct 2025



Doncaster Office
Level 1/1006 Doncaster Road, Doncaster
03 8841 4888

jellisraig.com.au

Data is current as of PDF generation date 01/01/2026

* Updated Quarterly for the past 12 months

^ Updated daily for the past quarter

~ Updated daily: 33 recent results.

This publication contains data, analytics, statistics and other information supplied by PROPERTYDATAONLINE PTY LTD (PropertyData). The data provided in this publication is of a general nature and should not be construed as specific advice or relied upon in lieu of appropriate professional advice.

PropertyData relies upon data supplied by third parties and while the data is checked and reviewed, PropertyData does not warrant the accuracy or completeness of the information to the full extent permitted by the law and excludes all loss or damage howsoever arising (including through negligence) in connection with the data supplied by PropertyData. The State of Victoria owns the copyright in the Property Sales Data and reproduction of that data in any way without the consent of the State of Victoria will constitute a breach of the Copyright Act 1968 (cth). The State of Victoria does not warrant the accuracy or completeness of the Property Sales Data and any person using or relying upon such information does so on the basis that the State of Victoria accepts no responsibility or liability whatsoever for any errors, faults, defects or omissions in the information supplied.