



Thomastown

Suburb Report



Your connection to property insights



JellisCraig

THOMASTOWN SUBURB REPORT

Median house price¹

Median

\$790k

Quarterly price change

3.94% ↑

Median unit price¹


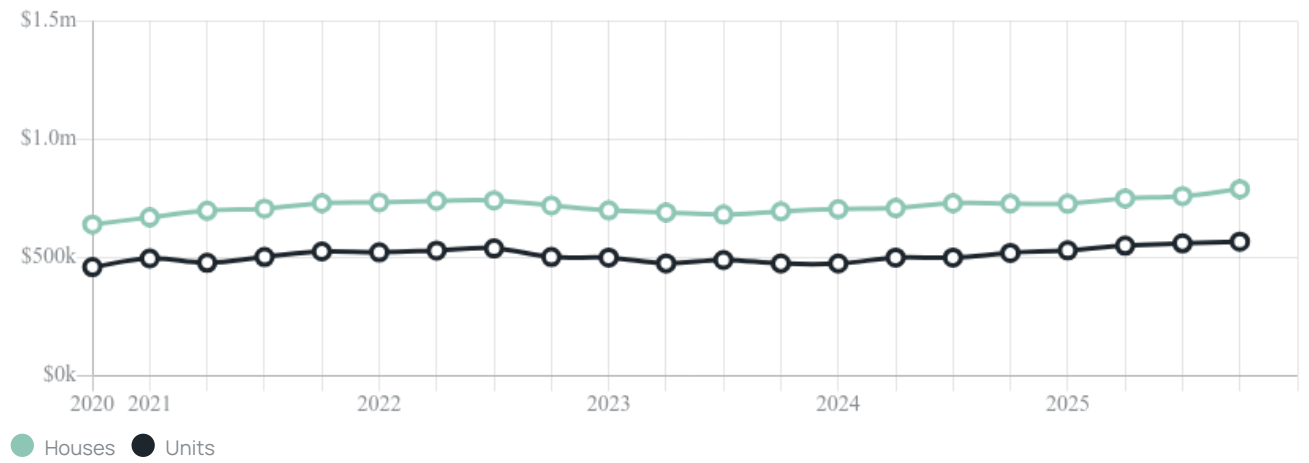
Median

\$568k

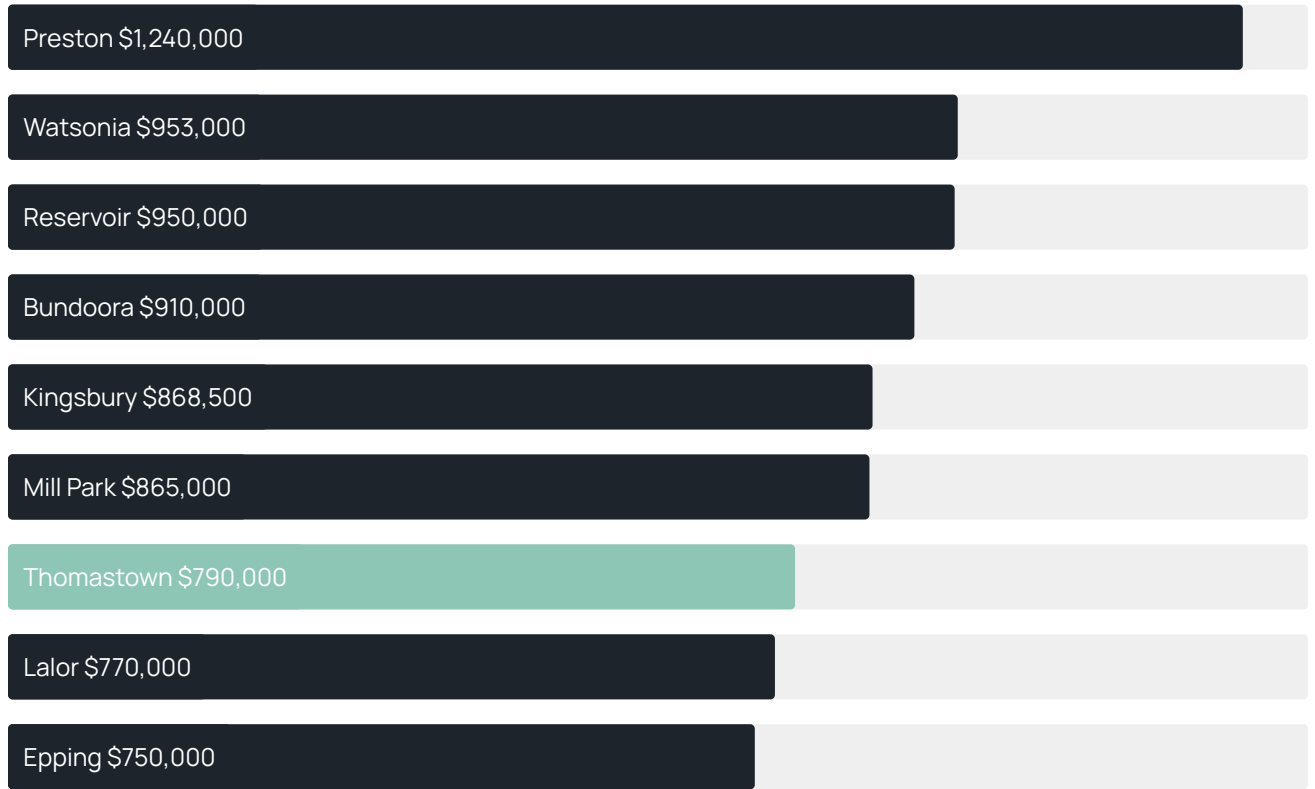
Quarterly price change

1.33% ↑

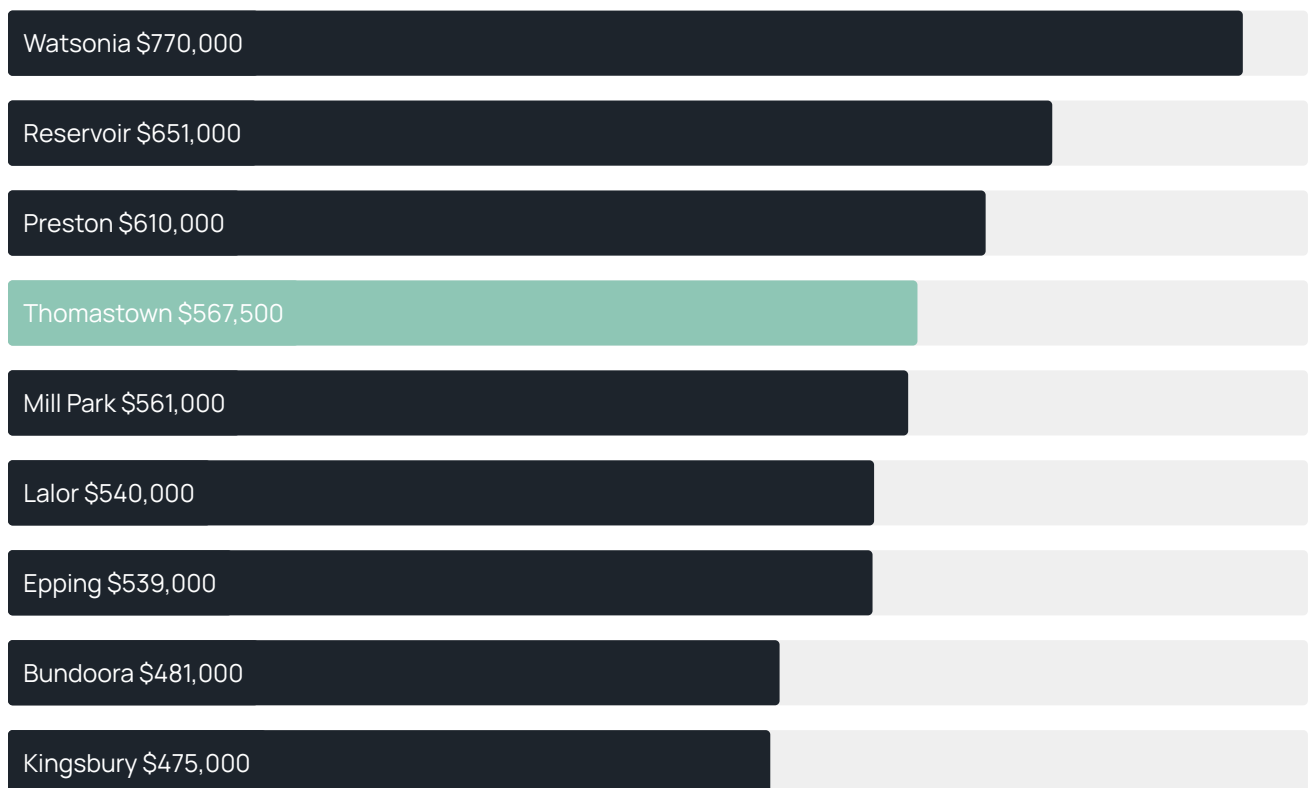
Quarterly price change¹



Median house price¹



Median unit price¹



Sale method²



Auction clearance rate³

85.19%

Median days on market³

29 days

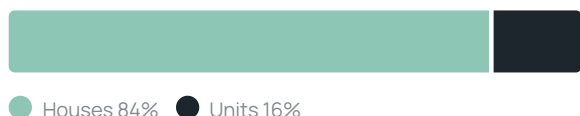
Jellis Craig average inspection attendance per listing⁴

29 groups

Average hold period¹

7.7 years

Dwelling type⁵



Ownership⁵



Population⁵

20,234

Median asking rent¹

\$530 per week

Population growth⁵

-1.41%

Rental yield¹

3.58%

Median age⁵

39 years











Median household size⁵

2.6 people











THOMASTOWN SUBURB REPORT

Recent Thomastown sales










Discover a snapshot of the most recent results for this suburb, to view the full 12 months of sales history, please go to jellisCraig.com.au/suburb-reports

Address	Bedrooms	Type	Price	Sold
 6 Cleveland St Thomastown	4	House	\$785,000	28 Mar 2026
 2/13 Cedar St Thomastown	2	Townhouse	\$607,500	28 Mar 2026
 1/68 Heyington Av Thomastown	3	Townhouse	\$672,500	28 Mar 2026
 1/41 Darebin Dr Thomastown	3	Unit	\$551,000	28 Mar 2026
 23 Patrona St Thomastown	4	House	\$901,500	28 Mar 2026
 13 Bendigo Cr Thomastown	3	House	\$755,000	26 Mar 2026
 23 Arndell St Thomastown	3	House	\$770,000	26 Mar 2026
 1/27 Travers St Thomastown	2	Unit	\$572,000	25 Mar 2026
 16 Michigan Tce Thomastown	3	House	\$780,000	21 Mar 2026
 57 Spring St Thomastown	3	House	\$855,000	21 Mar 2026

THOMASTOWN SUBURB REPORT

Address	Bedrooms	Type	Price	Sold
 1/10 Frederick St Thomastown	1	Unit	\$470,000	21 Mar 2026
 5 Tahara Ct Thomastown	4	House	\$932,000	21 Mar 2026
 1a Belah St Thomastown	3	Townhouse	\$640,000	21 Mar 2026
 146a Dalton Rd Thomastown	3	House	\$620,000	21 Mar 2026
 33 Melaleuca Dr Thomastown	3	House	\$820,000	14 Mar 2026
 27 Thomas St Thomastown	3	House	\$843,000	14 Mar 2026
 30 Quandong St Thomastown	3	House	\$894,000	14 Mar 2026
 5 Stella Dr Thomastown	3	House	\$660,000	14 Mar 2026
 2/23 Midholm Ct Thomastown	2	Unit	\$451,000	14 Mar 2026
 99 Pandora Av Thomastown	3	House	\$869,150	07 Mar 2026

THOMASTOWN SUBURB REPORT

Address	Bedrooms	Type	Price	Sold
 8 Falcon St Thomastown	3	House	\$837,000	03 Mar 2026
 2 Juniper Cr Thomastown	3	House	\$870,000	28 Feb 2026
 1/19 Juniper Cr Thomastown	4	Unit	\$570,000	26 Feb 2026
 39 Cedar St Thomastown	3	House	\$890,000	26 Feb 2026
 111 Spring St Thomastown	3	House	\$772,500	23 Feb 2026
 48 Main St Thomastown	3	House	\$856,000	21 Feb 2026
 1 Mount View Rd Thomastown	5	House	\$1,206,500	21 Feb 2026
 189 Victoria Dr Thomastown	4	House	\$795,000	21 Feb 2026
 12 Palm St Thomastown	3	House	\$815,500	21 Feb 2026
 35 Alexander Av Thomastown	4	House	\$892,000	21 Feb 2026



Jellis Craig Northcote
427-431 High Street, Northcote
03 9403 9300

Jellis Craig acknowledges and pays our respects to the Bunurong People, the Wadawurrung People, the Dja Dja Wurrung People and the Wurundjeri People as the Traditional Owners and original custodians of the lands on which Jellis Craig operates.

Data is current as of PDF generation date 01/04/2026

- 1 Property Data Online, updated quarterly for the past 12 months
- 2 Property Data Online, updated daily for the past 12 months
- 3 Property Data Online, updated daily for the past quarter
- 4 Jellis Craig's average inspection attendance per listing (houses) over the last 12 months, updated daily
- 5 2021 Australian Census
- 6 Property Data Online, updated daily

This publication contains data, analytics, statistics and other information supplied by PROPERTYDATAONLINE PTY LTD (PropertyData). The data provided in this publication is of a general nature and should not be construed as specific advice or relied upon in lieu of appropriate professional advice.

PropertyData relies upon data supplied by third parties and while the data is checked and reviewed, PropertyData does not warrant the accuracy or completeness of the information to the full extent permitted by the law and excludes all loss or damage howsoever arising (including through negligence) in connection with the data supplied by PropertyData. The State of Victoria owns the copyright in the Property Sales Data and reproduction of that data in any way without the consent of the State of Victoria will constitute a breach of the Copyright Act 1968 (cth). The State of Victoria does not warrant the accuracy or completeness of the Property Sales Data and any person using or relying upon such information does so on the basis that the State of Victoria accepts no responsibility or liability whatsoever for any errors, faults, defects or omissions in the information supplied.