



Thomastown

# Suburb Report



Your connection to property insights



JellisCraig

THOMASTOWN SUBURB REPORT

Median house price<sup>1</sup>

Median

\$790k

Quarterly price change

3.94% ↑

Median unit price<sup>1</sup>

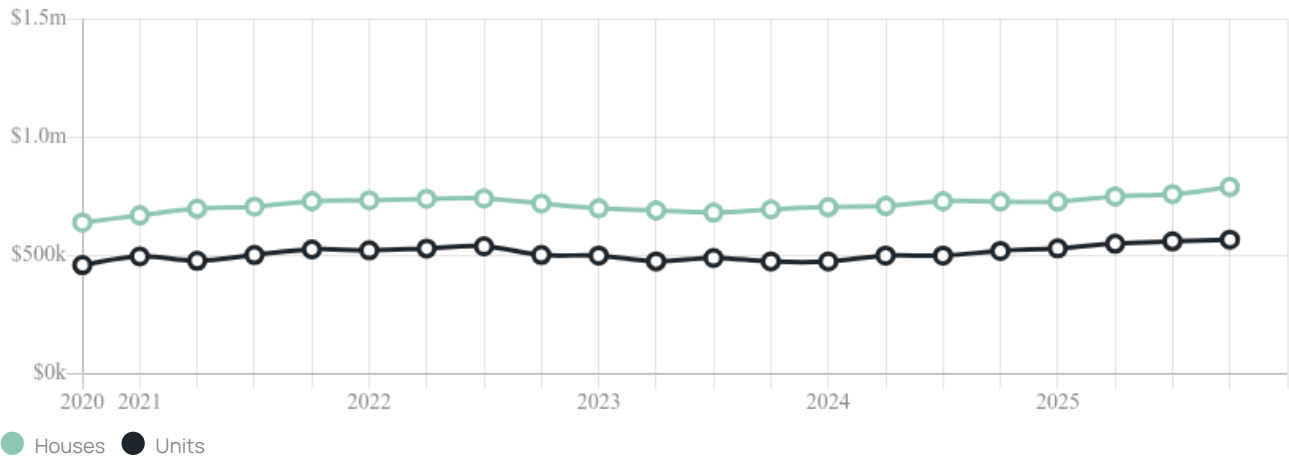
Median

\$568k

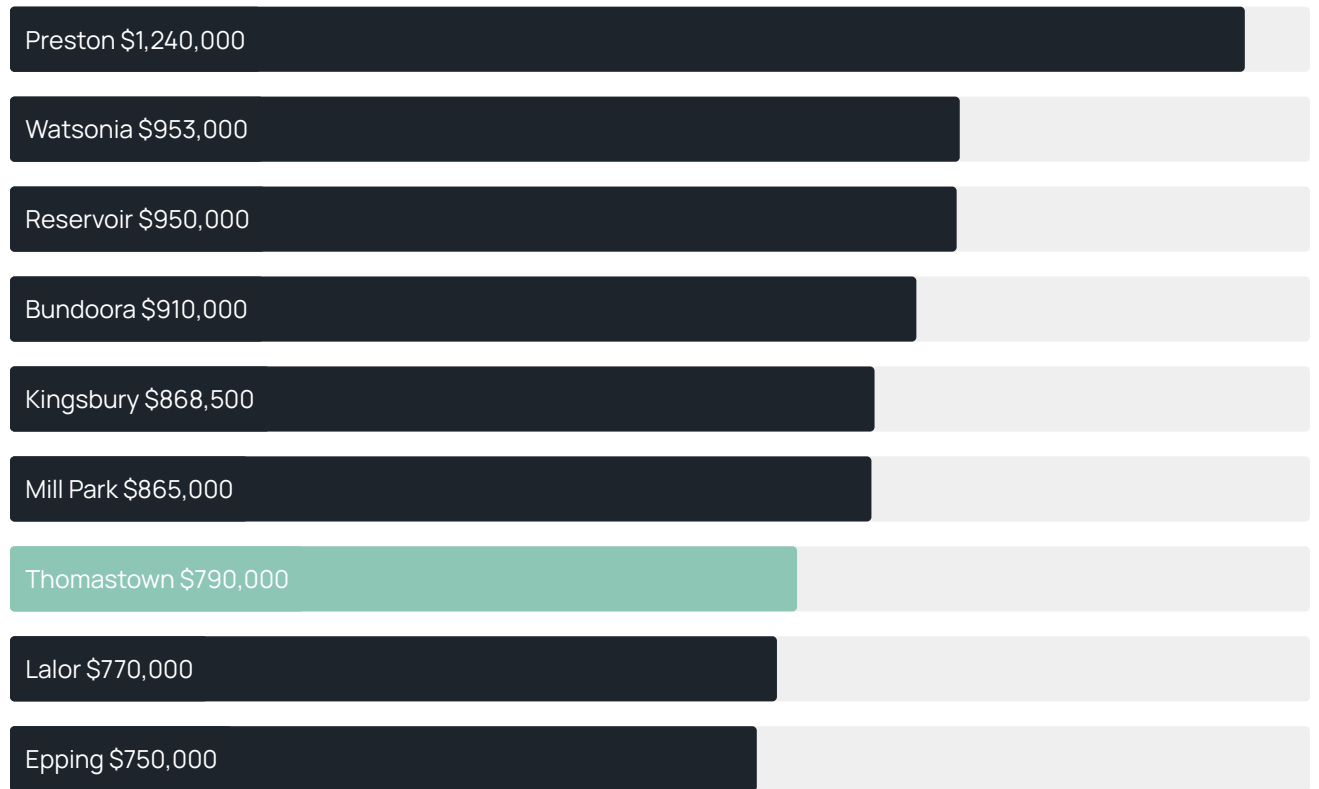
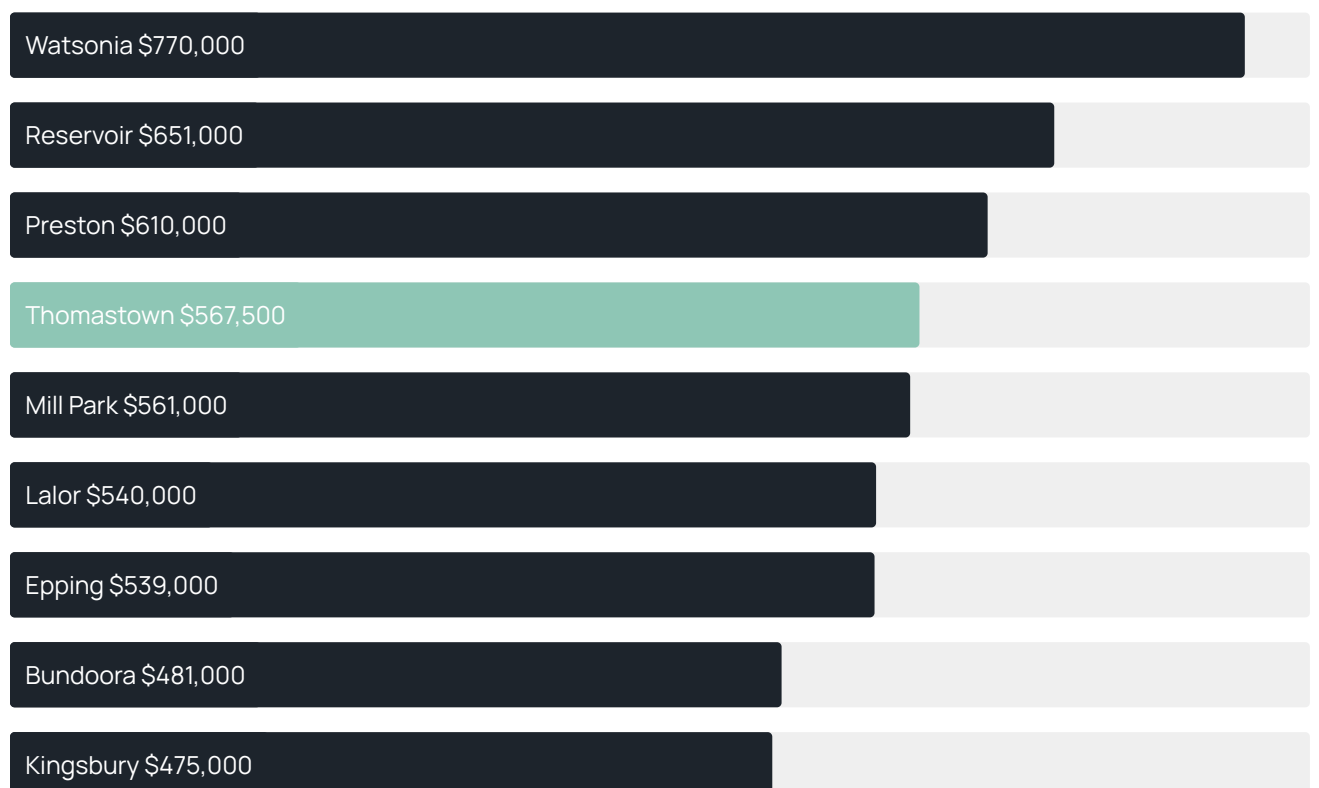
Quarterly price change

1.33% ↑

Quarterly price change<sup>1</sup>



## THOMASTOWN SUBURB REPORT

Median house price<sup>1</sup>Median unit price<sup>1</sup>

Sale method<sup>2</sup>

● Auction 74%  
● Private 26%

Auction clearance rate<sup>3</sup>

91.23%

Median days on market<sup>3</sup>

29 days

Jellis Craig average inspection attendance per listing<sup>4</sup>

29 groups

Average hold period<sup>1</sup>

7.7 years

Dwelling type<sup>5</sup>

● Houses 84% ● Units 16%

Ownership<sup>5</sup>

● Owned outright 48% ● Mortgaged 28% ● Rented 24%

Population<sup>5</sup>

20,234

Median asking rent<sup>1</sup>

\$530 per week

Population growth<sup>5</sup>

-1.41%

Rental yield<sup>1</sup>

3.58%

Median age<sup>5</sup>

39 years











Median household size<sup>5</sup>

2.6 people











## THOMASTOWN SUBURB REPORT

## Recent Thomastown sales

Discover a snapshot of the most recent results for this suburb, to view the full 12 months of sales history, please go to [jellisCraig.com.au/suburb-reports](https://jellisCraig.com.au/suburb-reports)











Address	Bedrooms	Type	Price	Sold
 10 Simpson St Thomastown	3	House	\$763,500	31 Jan 2026
 43 Heather Av Thomastown	3	House	\$883,000	31 Jan 2026
 37 Melaleuca Dr Thomastown	3	House	\$860,000	31 Jan 2026
 152 Station St Thomastown	3	House	\$773,000	30 Jan 2026
 3/69 Cedar St Thomastown	3	Townhouse	\$723,000	23 Jan 2026
 3/2 Newton St Thomastown	2	Townhouse	\$605,000	14 Jan 2026
 6/307 High St Thomastown	2	Unit	\$346,500	09 Jan 2026
 48 Heyington Av Thomastown	4	House	\$810,000	08 Jan 2026
 31 Winamurra Cr Thomastown	4	House	\$783,000	31 Dec 2025
 3 Plane St Thomastown	3	House	\$755,000	23 Dec 2025

## THOMASTOWN SUBURB REPORT

Address	Bedrooms	Type	Price	Sold
 4 Ziema Ct THOMASTOWN	3	House	\$705,500	20 Dec 2025
 18 Wattle St Thomastown	3	House	\$531,000	20 Dec 2025
 268 Station St Thomastown	3	House	\$852,000	20 Dec 2025
 2b Arndell St Thomastown	3	Townhouse	\$618,000	19 Dec 2025
 45 Kemp Av Thomastown	3	House	\$800,000	14 Dec 2025
 30 Richardson St Thomastown	3	House	\$722,500	14 Dec 2025
 95 Darebin Dr Thomastown	3	House	\$720,000	13 Dec 2025
 16 Middle Ct Thomastown	5	House	\$1,065,000	13 Dec 2025
 15 Thomas St Thomastown	2	House	\$857,500	13 Dec 2025
 183 The Boulevard Thomastown	3	House	\$697,500	13 Dec 2025



## THOMASTOWN SUBURB REPORT

Address	Bedrooms	Type	Price	Sold
 47 Pandora Av Thomastown	4	House	\$966,000	13 Dec 2025
 2 Barcelona Cl Thomastown	4	House	\$805,000	13 Dec 2025
 2/32 Arndell St Thomastown	2	Unit	\$654,100	13 Dec 2025
 7 Cumberland Cr THOMASTOWN	3	House	\$870,000	13 Dec 2025
 1/23 Midholm Ct THOMASTOWN	2	Unit	\$437,500	12 Dec 2025
 15 Banksia Av Thomastown	3	House	\$750,000	08 Dec 2025
 5 Edwards St Thomastown	3	House	\$861,000	06 Dec 2025
 33 Chappell St Thomastown	3	House	\$966,500	06 Dec 2025
 3 Flight Ct Thomastown	3	House	\$822,000	06 Dec 2025
 3/86 Heyington Av Thomastown	2	Unit	\$370,000	06 Dec 2025



**Jellis Craig Northcote**  
427-431 High Street, Northcote  
03 9403 9300

Jellis Craig acknowledges and pays our respects to the Bunurong People, the Wadawurrung People, the Dja Dja Wurrung People and the Wurundjeri People as the Traditional Owners and original custodians of the lands on which Jellis Craig operates.

---

Data is current as of PDF generation date 01/02/2026

1 Property Data Online, updated quarterly for the past 12 months

2 Property Data Online, updated daily for the past 12 months

3 Property Data Online, updated daily for the past quarter

4 Jellis Craig's average inspection attendance per listing (houses) over the last 12 months, updated daily

5 2021 Australian Census

6 Property Data Online, updated daily

This publication contains data, analytics, statistics and other information supplied by PROPERTYDATAONLINE PTY LTD (PropertyData). The data provided in this publication is of a general nature and should not be construed as specific advice or relied upon in lieu of appropriate professional advice.

PropertyData relies upon data supplied by third parties and while the data is checked and reviewed, PropertyData does not warrant the accuracy or completeness of the information to the full extent permitted by the law and excludes all loss or damage howsoever arising (including through negligence) in connection with the data supplied by PropertyData. The State of Victoria owns the copyright in the Property Sales Data and reproduction of that data in any way without the consent of the State of Victoria will constitute a breach of the Copyright Act 1968 (cth). The State of Victoria does not warrant the accuracy or completeness of the Property Sales Data and any person using or relying upon such information does so on the basis that the State of Victoria accepts no responsibility or liability whatsoever for any errors, faults, defects or omissions in the information supplied.