



Thomastown

Suburb Report



Your connection to property insights



JellisCraig

THOMASTOWN SUBURB REPORT

Median house price¹

Median

\$805k

Quarterly price change

1.89% ↑

Median unit price¹

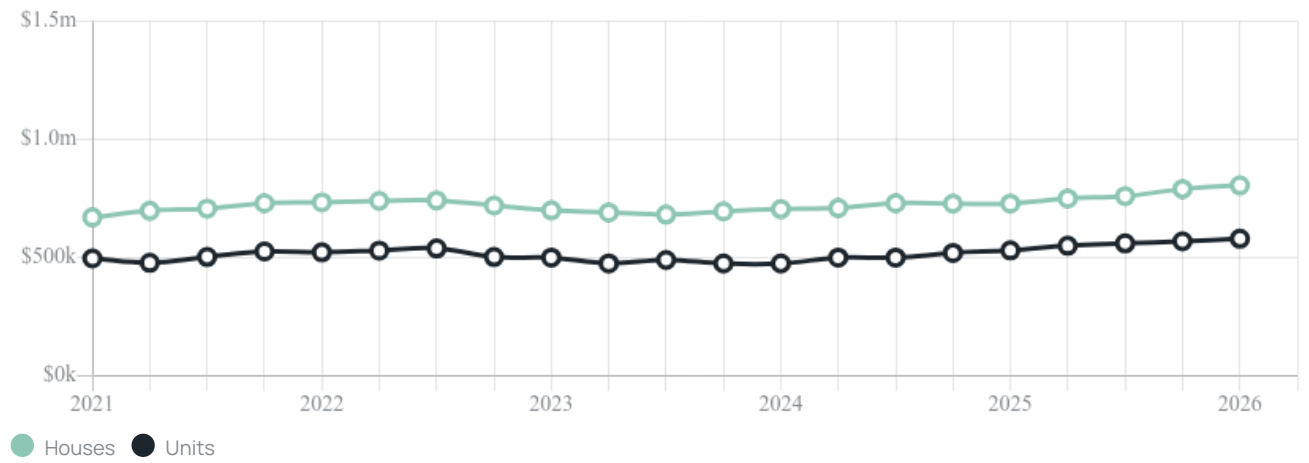
Median

\$580k

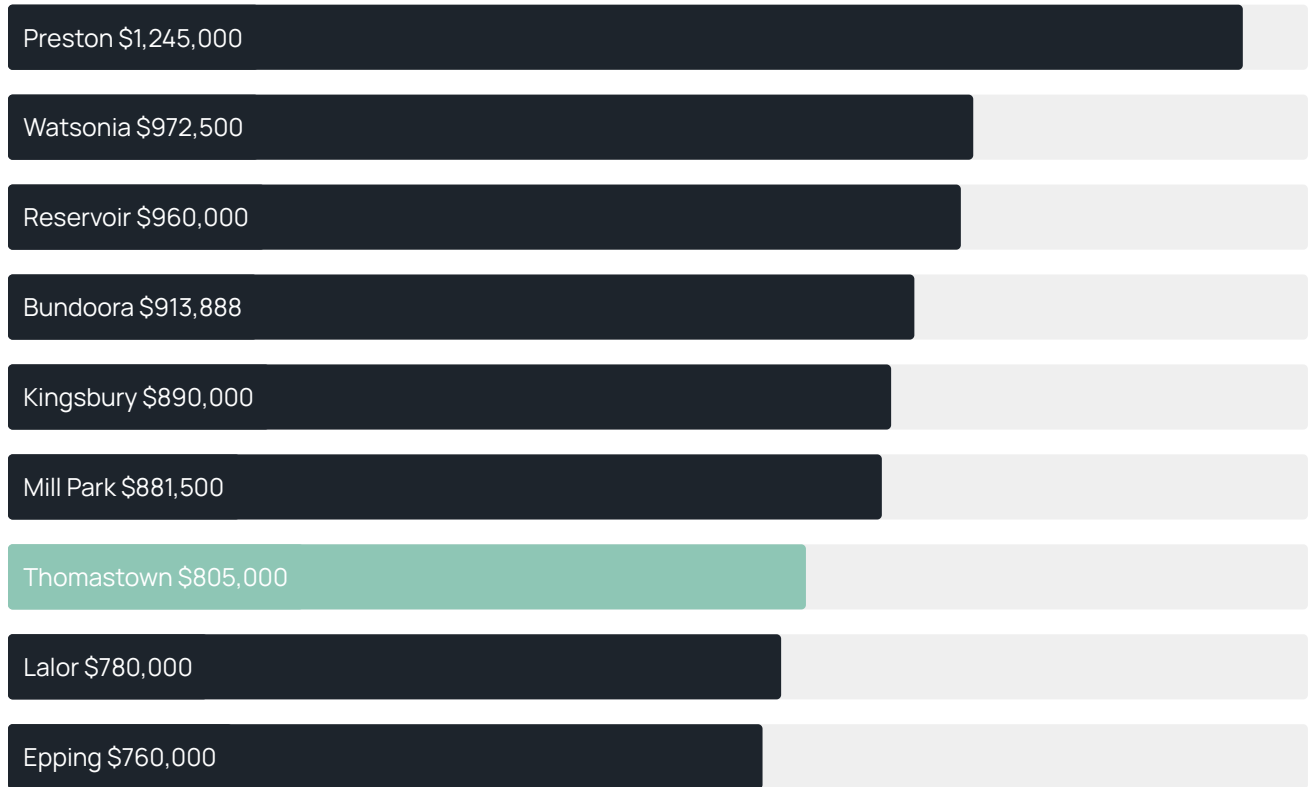
Quarterly price change

1.97% ↑

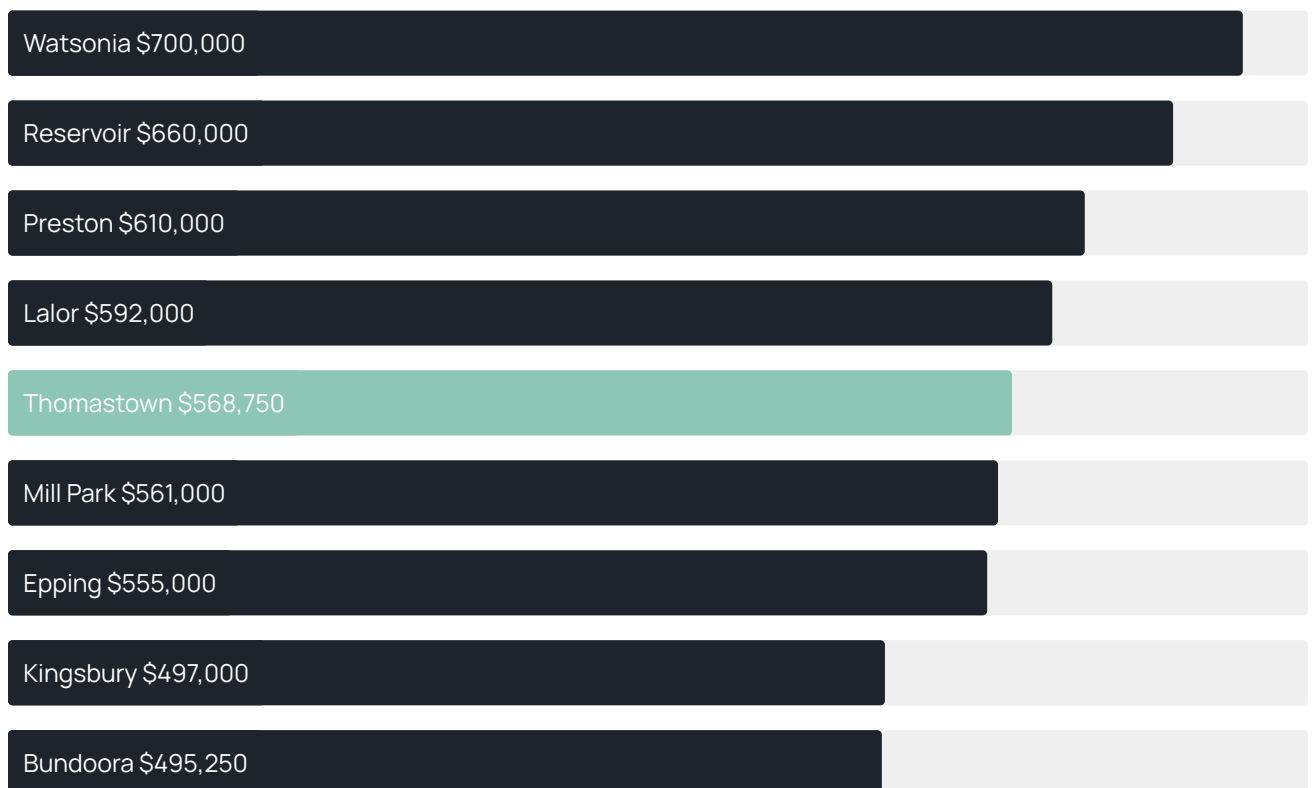
Quarterly price change¹



Median house price¹



Median unit price¹



Sale method²



Auction clearance rate³

86.76%

Median days on market³

29 days

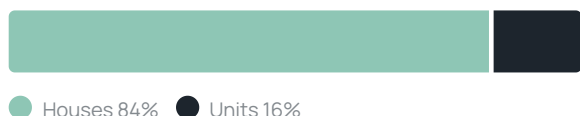
Jellis Craig average inspection attendance per listing⁴

29 groups

Average hold period¹

7.7 years

Dwelling type⁵



Ownership⁵



Population⁵

20,234

Median asking rent¹

\$520 per week

Population growth⁵

-1.41%

Rental yield¹

3.58%

Median age⁵

39 years











Median household size⁵

2.6 people











THOMASTOWN SUBURB REPORT

Recent Thomastown sales











Discover a snapshot of the most recent results for this suburb, to view the full 12 months of sales history, please go to jellisCraig.com.au/suburb-reports

Address	Bedrooms	Type	Price	Sold
 6 Harley Ct Thomastown	5	House	\$950,000	30 Apr 2026
 1 Rose CT Thomastown	4	House	\$840,000	29 Apr 2026
 10 Glenhaven Ct Thomastown	3	House	\$803,000	28 Apr 2026
 44 Chappell St Thomastown	4	House	\$805,000	25 Apr 2026
 101 Darebin Dr Thomastown	3	House	\$750,000	25 Apr 2026
 81 Barry Rd Thomastown	3	Townhouse	\$620,000	21 Apr 2026
 14 Stella Dr Thomastown	3	House	\$680,000	21 Apr 2026
 49a Mount View Rd Thomastown	3	House	\$730,000	20 Apr 2026
 24 Simpson St Thomastown	3	House	\$752,000	20 Apr 2026
 2 Hampton Ct Thomastown	3	House	\$720,000	18 Apr 2026

THOMASTOWN SUBURB REPORT

Address	Bedrooms	Type	Price	Sold
 44 Talbot Av Thomastown	3	House	\$788,000	18 Apr 2026
 74 Heyington Av Thomastown	3	House	\$856,000	18 Apr 2026
 13 Richardson St Thomastown	3	House	\$817,000	18 Apr 2026
 26 Wattle St Thomastown	4	House	\$825,000	16 Apr 2026
 4/51 Spring St Thomastown	2	Townhouse	\$470,000	13 Apr 2026
 18/90 Edgars Rd Thomastown	3	Apartment	\$555,000	12 Apr 2026
 2/14 Frederick St THOMASTOWN	3	Unit	\$612,000	11 Apr 2026
 151 Main St Thomastown	4	House	\$810,000	11 Apr 2026
 32 Pleasant Rd Thomastown	3	House	\$952,000	09 Apr 2026
 2/90 Edgars Rd Thomastown	2	Unit	\$515,000	08 Apr 2026

THOMASTOWN SUBURB REPORT

Address	Bedrooms	Type	Price	Sold
 3/18 The Boulevard Thomastown	2	Apartment	\$344,000	02 Apr 2026
 1/68 Heyington Av Thomastown	3	Townhouse	\$672,500	28 Mar 2026
 2/13 Cedar St Thomastown	2	Townhouse	\$607,500	28 Mar 2026
 1/41 Darebin Dr Thomastown	3	Unit	\$551,000	28 Mar 2026
 23 Patrona St Thomastown	4	House	\$901,500	28 Mar 2026
 6 Cleveland St Thomastown	4	House	\$785,000	28 Mar 2026
 13 Bendigo Cr Thomastown	3	House	\$755,000	26 Mar 2026
 23 Arndell St Thomastown	3	House	\$770,000	26 Mar 2026
 1/27 Travers St Thomastown	2	Unit	\$572,000	25 Mar 2026
 28 Mount View Rd Thomastown	3	House	\$830,000	23 Mar 2026



Jellis Craig Northcote
427-431 High Street, Northcote
03 9403 9300

Jellis Craig acknowledges and pays our respects to the Bunurong People, the Wadawurrung People, the Dja Dja Wurrung People and the Wurundjeri People as the Traditional Owners and original custodians of the lands on which Jellis Craig operates.

Data is current as of PDF generation date 01/05/2026

- 1 Property Data Online, updated quarterly for the past 12 months
- 2 Property Data Online, updated daily for the past 12 months
- 3 Property Data Online, updated daily for the past quarter
- 4 Jellis Craig's average inspection attendance per listing (houses) over the last 12 months, updated daily
- 5 2021 Australian Census
- 6 Property Data Online, updated daily

This publication contains data, analytics, statistics and other information supplied by PROPERTYDATAONLINE PTY LTD (PropertyData). The data provided in this publication is of a general nature and should not be construed as specific advice or relied upon in lieu of appropriate professional advice.

PropertyData relies upon data supplied by third parties and while the data is checked and reviewed, PropertyData does not warrant the accuracy or completeness of the information to the full extent permitted by the law and excludes all loss or damage howsoever arising (including through negligence) in connection with the data supplied by PropertyData. The State of Victoria owns the copyright in the Property Sales Data and reproduction of that data in any way without the consent of the State of Victoria will constitute a breach of the Copyright Act 1968 (cth). The State of Victoria does not warrant the accuracy or completeness of the Property Sales Data and any person using or relying upon such information does so on the basis that the State of Victoria accepts no responsibility or liability whatsoever for any errors, faults, defects or omissions in the information supplied.