



Toorak

Suburb Report



Your connection to property insights



JellisCraig

TOORAK SUBURB REPORT

Median house price¹

Median

\$4.45m

Quarterly price change

-12.74% ↓

Median unit price¹

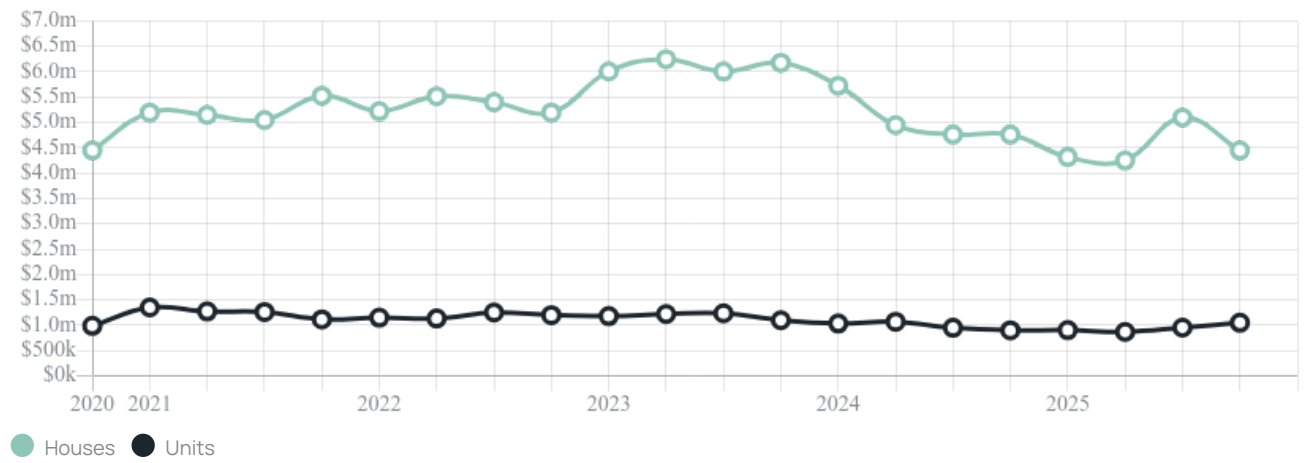
Median

\$1.05m

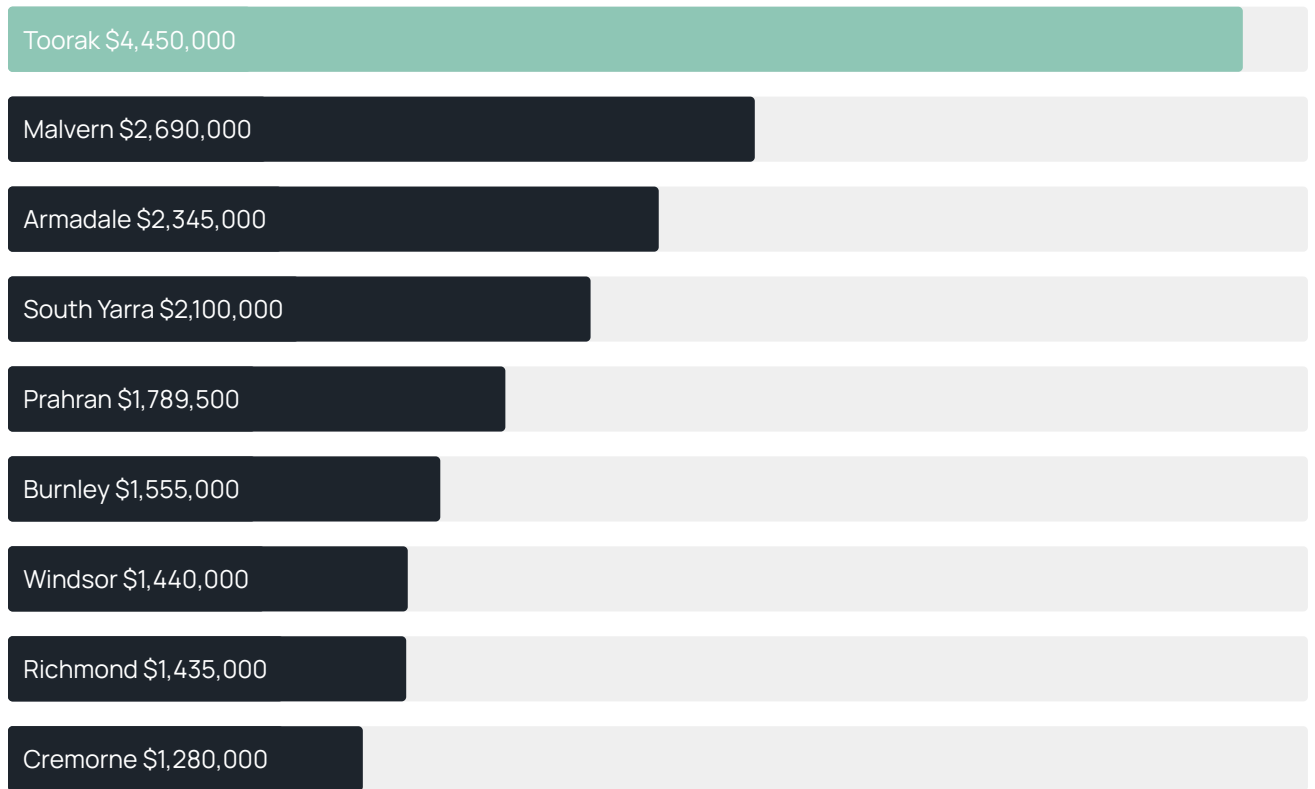
Quarterly price change

10.41% ↑

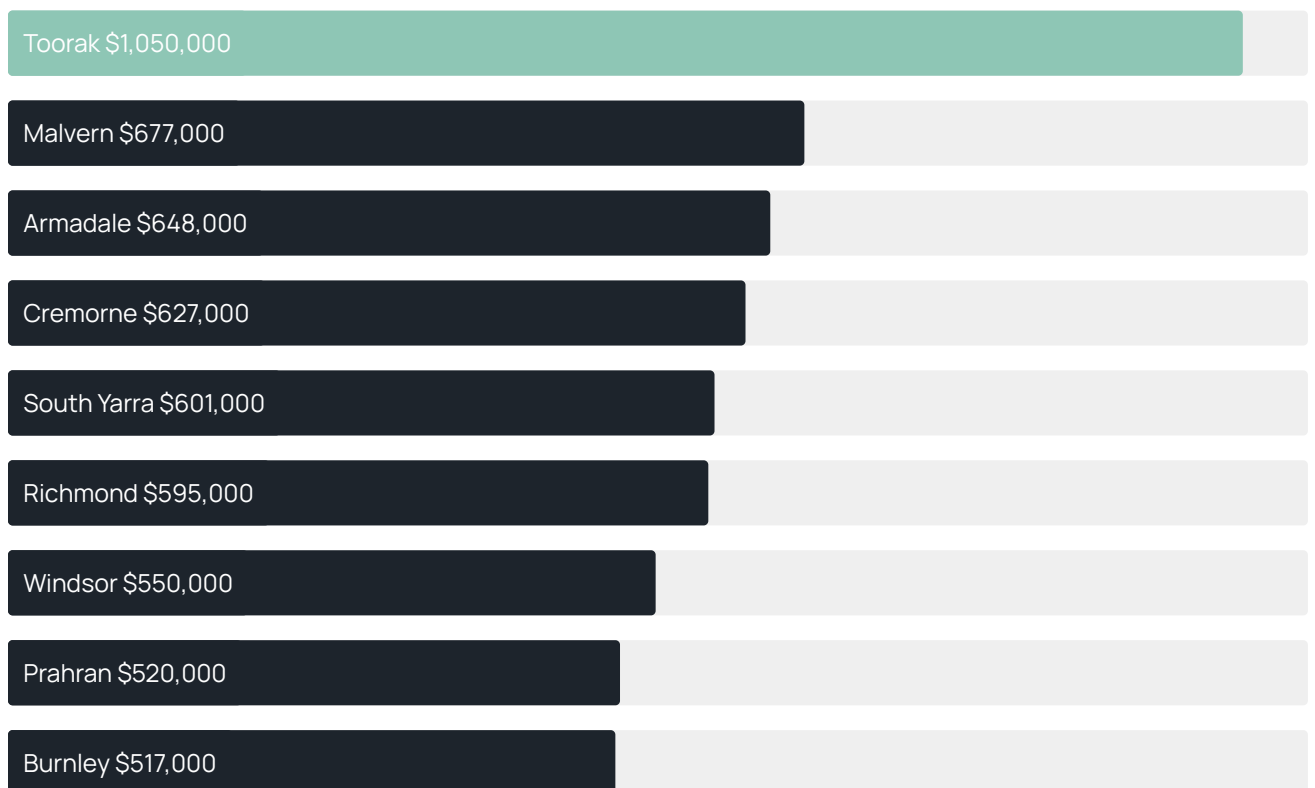
Quarterly price change¹



Median house price¹



Median unit price¹



Sale method²



● Auction 30%
● Private 70%

Auction clearance rate³

76%

Median days on market³

27 days

Jellis Craig average inspection attendance per listing⁴

27 groups

Average hold period¹

6.3 years

Dwelling type⁵



● Houses 30% ● Units 70%

Ownership⁵



● Owned outright 47% ● Mortgaged 25% ● Rented 28%

Population⁵

12,817

Median asking rent¹

\$1,300 per week

Population growth⁵

-0.71%

Rental yield¹

1.44%

Median age⁵

47 years











Median household size⁵

2.1 people











TOORAK SUBURB REPORT

Recent Toorak sales











Discover a snapshot of the most recent results for this suburb, to view the full 12 months of sales history, please go to jellisraig.com.au/suburb-reports

Address	Bedrooms	Type	Price	Sold
 15/1 Ruabon Rd Toorak	2	Apartment	\$562,500	28 Mar 2026
 10/36 Grange Rd Toorak	1	Apartment	\$580,000	23 Mar 2026
 5/52 Grange Rd Toorak	2	Apartment	\$665,000	20 Mar 2026
 8/21 Bruce St Toorak	1	Apartment	\$380,000	20 Mar 2026
 11/8 Lambert Rd Toorak	2	Apartment	\$580,000	19 Mar 2026
 5/402 Toorak Rd Toorak	2	Apartment	\$685,000	14 Mar 2026
 95/145 Canterbury Rd Toorak	3	Apartment	\$1,125,000	07 Mar 2026
 20 Myrnong Cr Toorak	4	House	\$4,750,000	07 Mar 2026
 1/404-406 Toorak Rd Toorak	3	Apartment	\$1,950,000	03 Mar 2026
 13/27 Wallace Av Toorak	2	Apartment	\$812,000	23 Feb 2026

TOORAK SUBURB REPORT

Address	Bedrooms	Type	Price	Sold
 3 Culshaw St TOORAK	3	House	\$1,580,000	21 Feb 2026
 2/23 Wallace Av Toorak	3	Townhouse	\$2,200,000	21 Feb 2026
 2/12a Bruce St Toorak	3	Strata Unit/Flat	\$2,750,000	20 Feb 2026
 21/1059 Malvern Rd TOORAK	2	Apartment	\$835,000	12 Feb 2026
 6/272 Williams Rd Toorak	2	Apartment	\$700,888	11 Feb 2026
 3/705 Orrong Rd Toorak	3	Apartment	\$2,100,000	08 Feb 2026
 1/72 Canterbury Rd Toorak	1	Apartment	\$610,000	05 Feb 2026
 47 Bruce St Toorak	4	House	\$5,350,000	03 Feb 2026
 6/40 Grange Rd Toorak	3	Townhouse	\$1,850,000	29 Jan 2026
 33 Lambert Rd Toorak	4	House	\$3,200,000	25 Jan 2026

TOORAK SUBURB REPORT

Address	Bedrooms	Type	Price	Sold
 7/270 Williams Rd Toorak	1	Apartment	\$345,000	23 Jan 2026
 14/530 Toorak Rd Toorak	2	Apartment	\$665,000	15 Jan 2026
 5c Maple Gr Toorak	4	Apartment	\$5,450,000	14 Jan 2026
 16/5 Gordon St Toorak	1	Strata Unit/Flat	\$400,000	13 Jan 2026
 4/641 Toorak Rd Toorak	2	Apartment	\$720,000	08 Jan 2026
 3/33 Bruce St Toorak	2	Strata Unit/Flat	\$1,200,000	08 Jan 2026
 44/145 Canterbury Rd Toorak	1	Studio Apartment	\$255,000	27 Dec 2025
 12 Sargood St Toorak	3	House	\$2,320,000	24 Dec 2025
 12/628-630 Toorak Rd Toorak	1	Strata Unit/Flat	\$390,000	24 Dec 2025
 5/50 Washington St Toorak	3	Apartment	\$5,300,000	24 Dec 2025



Jellis Craig Armadale
1215 High Street, Armadale
03 9864 5000

Jellis Craig acknowledges and pays our respects to the Bunurong People, the Wadawurrung People, the Dja Dja Wurrung People and the Wurundjeri People as the Traditional Owners and original custodians of the lands on which Jellis Craig operates.

Data is current as of PDF generation date 01/04/2026

- 1 Property Data Online, updated quarterly for the past 12 months
- 2 Property Data Online, updated daily for the past 12 months
- 3 Property Data Online, updated daily for the past quarter
- 4 Jellis Craig's average inspection attendance per listing (houses) over the last 12 months, updated daily
- 5 2021 Australian Census
- 6 Property Data Online, updated daily

This publication contains data, analytics, statistics and other information supplied by PROPERTYDATAONLINE PTY LTD (PropertyData). The data provided in this publication is of a general nature and should not be construed as specific advice or relied upon in lieu of appropriate professional advice.

PropertyData relies upon data supplied by third parties and while the data is checked and reviewed, PropertyData does not warrant the accuracy or completeness of the information to the full extent permitted by the law and excludes all loss or damage howsoever arising (including through negligence) in connection with the data supplied by PropertyData. The State of Victoria owns the copyright in the Property Sales Data and reproduction of that data in any way without the consent of the State of Victoria will constitute a breach of the Copyright Act 1968 (cth). The State of Victoria does not warrant the accuracy or completeness of the Property Sales Data and any person using or relying upon such information does so on the basis that the State of Victoria accepts no responsibility or liability whatsoever for any errors, faults, defects or omissions in the information supplied.