

JellisCraig

TRENTHAM

Suburb Report

Know your neighbourhood.



TRENTHAM SUBURB REPORT

Median House Price*

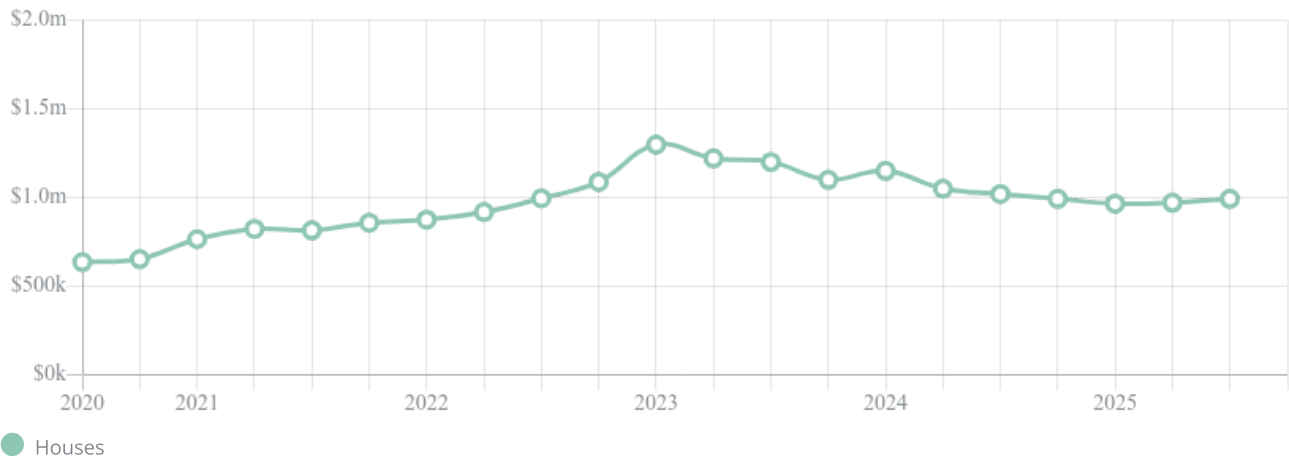
Median

\$993k

Quarterly Price Change

2.31% ↑

Quarterly Price Change*



TRENTHAM SUBURB REPORT

Median House Sale Price^{*}



Median Unit Sale Price^{*}



TRENTHAM SUBURB REPORT

Sale Method^{*}

● Private 100%

Median Days on Market[^]

191 days

Average Hold Period^{*}

4.8 years

Dwelling Type[^]

● Houses 95% ● Units 5%

Ownership[^]

● Owned Outright 59% ● Mortgaged 35% ● Rented 6%

Population[^]

1,382

Median Asking Rent per week^{*}

\$475

Population Growth[^]

17.12%

Rental Yield^{*}

3.17%

Median Age[^]











56 years

Median Household Size[^]











2.2 people

TRENTHAM SUBURB REPORT











Discover a snapshot of the most recent results for this suburb, to view the full 12 months of sales history, please go to jellisicraig.com.au/suburbinsights

Address	Bedrooms	Type	Price	Sold
 21 Beatties Rd Trentham	3	House	\$1,220,000	19 Dec 2025
 6/46 Cosmo Rd Trentham	3	House	\$760,000	09 Dec 2025
 33a Cosmo Rd Trentham	3	House	\$1,125,000	24 Nov 2025
 15 Wallaby Jack Rd Trentham	4	House	\$1,675,000	20 Nov 2025
 14 Park St Trentham	3	House	\$1,100,000	07 Nov 2025
 10 Forest St Trentham	3	House	\$1,590,000	05 Nov 2025
 3A Bowen St Trentham	3	House	\$742,500	03 Nov 2025
 1 Beatties Rd Trentham	4	House	\$1,085,000	31 Oct 2025
 229 Blackwood Rd Trentham	4	House	\$700,000	21 Oct 2025
 80b High St Trentham	3	House	\$675,000	18 Oct 2025

TRENTHAM SUBURB REPORT

Address	Bedrooms	Type	Price	Sold
 47 Park St Trentham	3	House	\$975,000	02 Oct 2025
 6 Park St Trentham	3	House	\$830,000	22 Sep 2025
 96A High St Trentham	2	House	\$550,000	10 Sep 2025
 11b Falls Rd Trentham	3	House	\$835,000	27 Aug 2025
 37 Victoria St Trentham	3	House	\$1,095,000	20 Aug 2025
 19 Gunyah Dr Trentham	3	House	\$720,000	17 Aug 2025
 8 Blue Mount Rd Trentham	4	House	\$1,320,000	01 Aug 2025
 14 Bowen St TRENTHAM	3	House	\$1,150,000	11 Jul 2025
 12 Blue Mount Rd Trentham	4	House	\$790,000	07 Jul 2025
 7 Gunyah Dr TRENTHAM	3	House	\$1,415,000	03 Jul 2025

TRENTHAM SUBURB REPORT

Address	Bedrooms	Type	Price	Sold
 23 Groves St Trentham	4	House	\$970,000	25 Jun 2025
 178 Mulcahys Rd Trentham	4	House	\$1,360,000	12 Jun 2025
 14 Gleeson St Trentham	4	House	\$1,600,000	03 Jun 2025
 174 Mulcahys Rd Trentham	4	House	\$1,360,000	29 May 2025
 79 Blue Mount Rd Trentham	5	House	\$1,800,000	27 May 2025
 3 Walters St Trentham	3	House	\$1,090,000	21 May 2025
 18a Albert St Trentham	3	House	\$695,000	17 May 2025
 13 Bridge St Trentham	3	House	\$770,000	16 May 2025
 5 Walters St Trentham	3	House	\$1,325,000	01 May 2025
 14 Rahills Rd TRENTHAM	3	House	\$845,000	24 Apr 2025



Woodend Office
91 High Street, Woodend
03 5427 2800

jellisraig.com.au

Data is current as of PDF generation date 01/01/2026

* Updated Quarterly for the past 12 months

^ Updated daily for the past quarter

~ Updated daily: 33 recent results.

This publication contains data, analytics, statistics and other information supplied by PROPERTYDATAONLINE PTY LTD (PropertyData). The data provided in this publication is of a general nature and should not be construed as specific advice or relied upon in lieu of appropriate professional advice.

PropertyData relies upon data supplied by third parties and while the data is checked and reviewed, PropertyData does not warrant the accuracy or completeness of the information to the full extent permitted by the law and excludes all loss or damage howsoever arising (including through negligence) in connection with the data supplied by PropertyData. The State of Victoria owns the copyright in the Property Sales Data and reproduction of that data in any way without the consent of the State of Victoria will constitute a breach of the Copyright Act 1968 (cth). The State of Victoria does not warrant the accuracy or completeness of the Property Sales Data and any person using or relying upon such information does so on the basis that the State of Victoria accepts no responsibility or liability whatsoever for any errors, faults, defects or omissions in the information supplied.