



Tullamarine

Suburb Report



Your connection to property insights



JellisCraig

TULLAMARINE SUBURB REPORT

Median house price¹

Median

\$778k

Quarterly price change

2.98% ↑

Median unit price¹

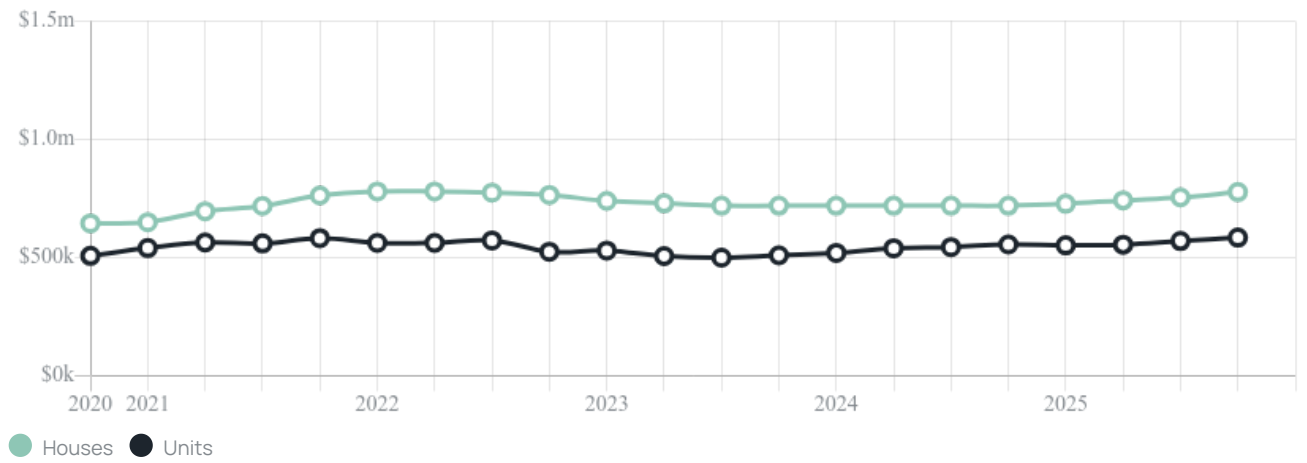
Median

\$585k

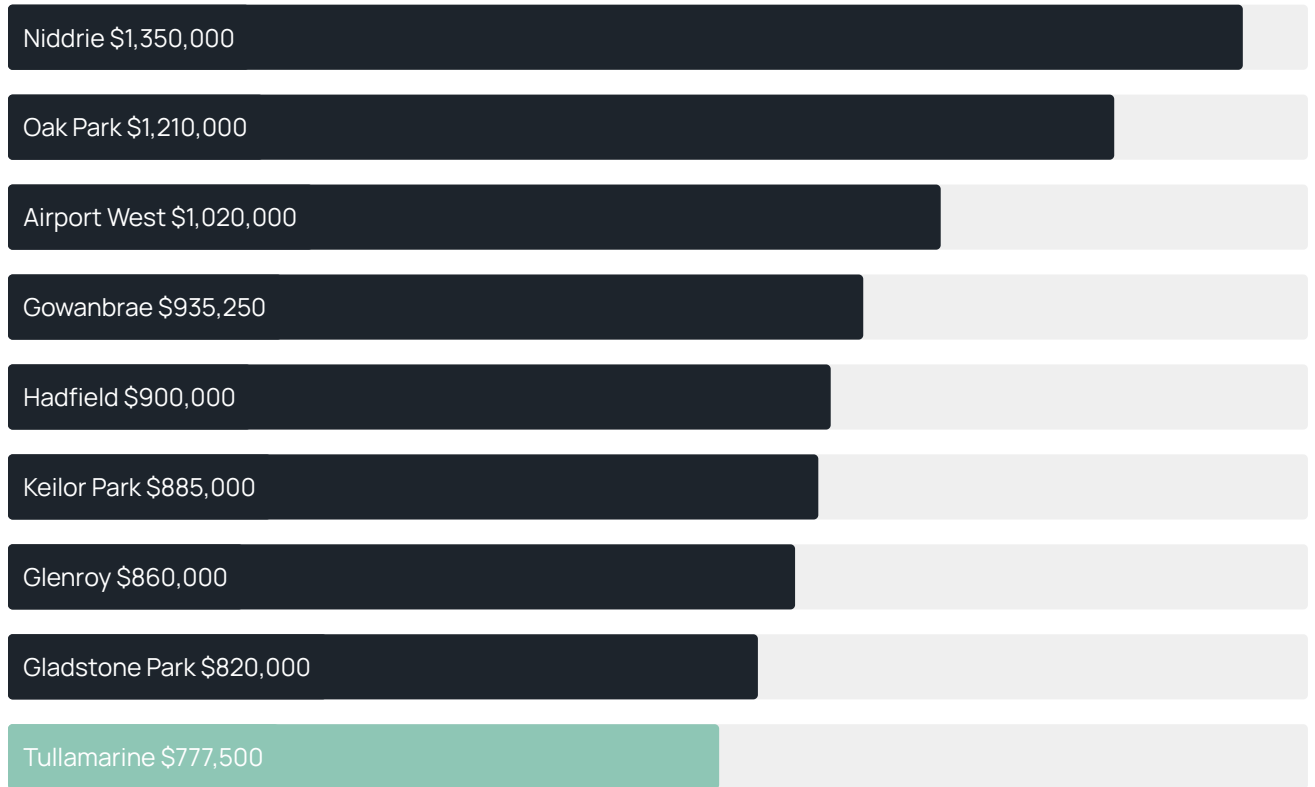
Quarterly price change

2.63% ↑

Quarterly price change¹



Median house price¹



Median unit price¹



Sale method²



● Auction 72%
● Private 28%

Auction clearance rate³

89.29%

Median days on market³

26 days

Jellis Craig average inspection attendance per listing⁴

26 groups

Average hold period¹

7.6 years

Dwelling type⁵



● Houses 59% ● Units 41%

Ownership⁵



● Owned outright 35% ● Mortgaged 34% ● Rented 31%

Population⁵

6,733

Median asking rent¹

\$530 per week

Population growth⁵

1.94%

Rental yield¹

3.8%

Median age⁵

39 years











Median household size⁵

2.3 people











TULLAMARINE SUBURB REPORT

Recent Tullamarine sales











Discover a snapshot of the most recent results for this suburb, to view the full 12 months of sales history, please go to jellisraig.com.au/suburb-reports

Address	Bedrooms	Type	Price	Sold
 64 Broadmeadows Rd Tullamarine	3	House	\$722,000	28 Mar 2026
 8 Gordon St Tullamarine	3	House	\$860,000	28 Mar 2026
 106 Sharps Rd TULLAMARINE	3	House	\$730,000	27 Mar 2026
 2/52 Banksia Gr Tullamarine	3	House	\$715,000	25 Mar 2026
 2/4 Banksia Gr Tullamarine	3	House	\$610,000	24 Mar 2026
 8 Scampton Cr Tullamarine	3	House	\$822,000	21 Mar 2026
 2 Roma Ct Tullamarine	3	House	\$752,000	21 Mar 2026
 57 Gordon St Tullamarine	3	House	\$830,000	21 Mar 2026
 7/222 Melrose Dr Tullamarine	3	Unit	\$585,000	15 Mar 2026
 13 Stradishall Way Tullamarine	3	House	\$849,000	14 Mar 2026

TULLAMARINE SUBURB REPORT

Address	Bedrooms	Type	Price	Sold
 96 Dawson St Tullamarine	4	House	\$915,000	07 Mar 2026
 81a Dawson St Tullamarine	3	House	\$850,000	06 Mar 2026
 2/29 Eumarella St Tullamarine	2	Townhouse	\$655,000	05 Mar 2026
 3/15 Banksia Gr TULLAMARINE	2	House	\$620,000	04 Mar 2026
 5/60 Sharps Rd Tullamarine	2	Unit	\$551,000	28 Feb 2026
 16 Fisher Gr Tullamarine	4	House	\$1,002,000	28 Feb 2026
 252b Melrose Dr Tullamarine	2	Unit	\$570,000	25 Feb 2026
 2/4 Birch Av Tullamarine	3	Townhouse	\$750,000	23 Feb 2026
 8/368 Melrose Dr Tullamarine	2	Flat/Unit/Apartment	\$460,000	23 Feb 2026
 2/2-4 Gordon St Tullamarine	2	Unit	\$480,000	21 Feb 2026

TULLAMARINE SUBURB REPORT

Address	Bedrooms	Type	Price	Sold
 31/1 Millar Rd Tullamarine	3	Townhouse	\$647,000	21 Feb 2026
 3/3 Carol Gr Tullamarine	3	Flat/Unit/Apartment	\$325,000	19 Feb 2026
 3/56 Broadmeadows Rd Tullamarine	2	Townhouse	\$649,500	14 Feb 2026
 113 Dawson St Tullamarine	4	House	\$1,093,000	14 Feb 2026
 4 Clyne Ct Tullamarine	4	House	\$900,000	14 Feb 2026
 25 Eumarella St Tullamarine	3	House	\$850,000	13 Feb 2026
 100 Dawson St Tullamarine	3	House	\$865,000	13 Feb 2026
 219 Melrose Dr Tullamarine	4	House	\$1,005,000	12 Feb 2026
 3/11 Birch Av Tullamarine	2	Townhouse	\$560,000	05 Feb 2026
 3/127 Melrose Dr Tullamarine	2	House	\$620,000	31 Jan 2026



Jellis Craig Brunswick
179 Sydney Rd, Brunswick
03 9387 5888

Jellis Craig acknowledges and pays our respects to the Bunurong People, the Wadawurrung People, the Dja Dja Wurrung People and the Wurundjeri People as the Traditional Owners and original custodians of the lands on which Jellis Craig operates.

Data is current as of PDF generation date 01/04/2026

- 1 Property Data Online, updated quarterly for the past 12 months
- 2 Property Data Online, updated daily for the past 12 months
- 3 Property Data Online, updated daily for the past quarter
- 4 Jellis Craig's average inspection attendance per listing (houses) over the last 12 months, updated daily
- 5 2021 Australian Census
- 6 Property Data Online, updated daily

This publication contains data, analytics, statistics and other information supplied by PROPERTYDATAONLINE PTY LTD (PropertyData). The data provided in this publication is of a general nature and should not be construed as specific advice or relied upon in lieu of appropriate professional advice.

PropertyData relies upon data supplied by third parties and while the data is checked and reviewed, PropertyData does not warrant the accuracy or completeness of the information to the full extent permitted by the law and excludes all loss or damage howsoever arising (including through negligence) in connection with the data supplied by PropertyData. The State of Victoria owns the copyright in the Property Sales Data and reproduction of that data in any way without the consent of the State of Victoria will constitute a breach of the Copyright Act 1968 (cth). The State of Victoria does not warrant the accuracy or completeness of the Property Sales Data and any person using or relying upon such information does so on the basis that the State of Victoria accepts no responsibility or liability whatsoever for any errors, faults, defects or omissions in the information supplied.