

JellisCraig

VERMONT SOUTH

Suburb Report

Know your neighbourhood.



VERMONT SOUTH SUBURB REPORT

Median House Price*

Median

\$1.51m

Quarterly Price Change

1.68% ↑

Median Unit Price*

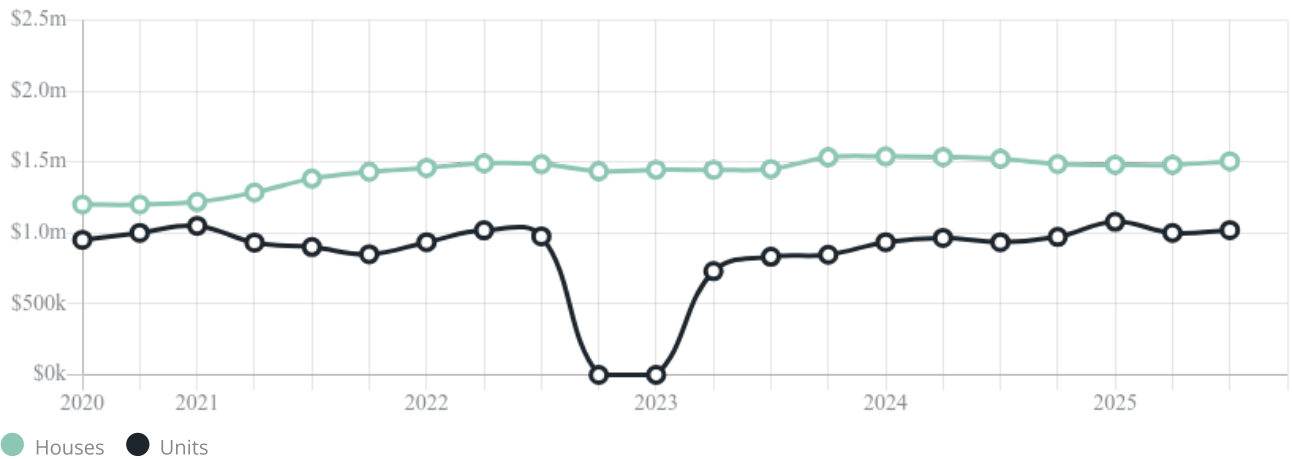
Median

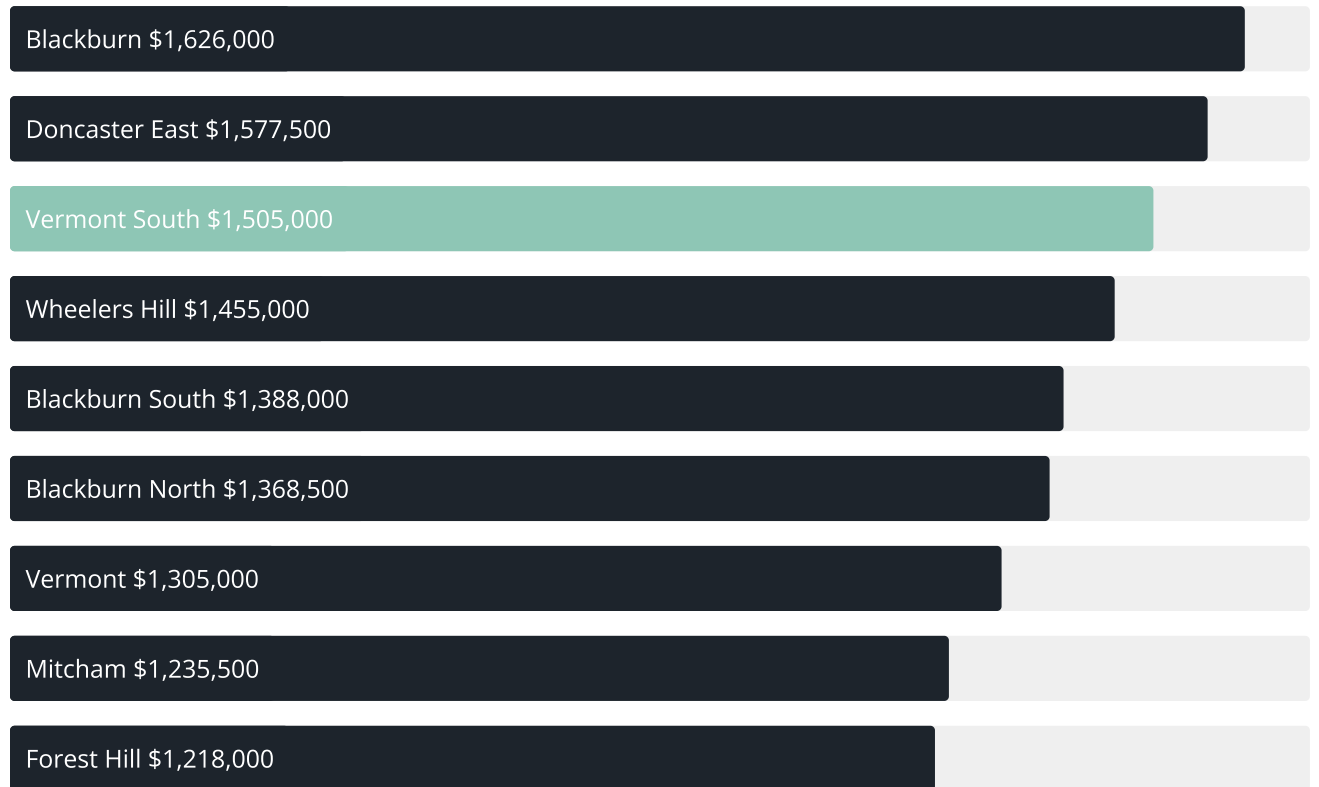

\$1.02m

Quarterly Price Change

2.05% ↑

Quarterly Price Change*



Median House Sale Price^{*}Median Unit Sale Price^{*}

VERMONT SOUTH SUBURB REPORT

Sale Method^{*}

● Auction 87%
● Private 13%

Auction Clearance Rate^{*}

75.61%

Median Days on Market[^]

29 days

Average Hold Period^{*}

12.8 years

Dwelling Type[^]

● Houses 88% ● Units 12%

Ownership[^]

● Owned Outright 52% ● Mortgaged 36% ● Rented 12%

Population[^]

11,954

Median Asking Rent per week^{*}

\$735

Population Growth[^]

2.36%

Rental Yield^{*}

2.44%

Median Age[^]











46 years

Median Household Size[^]











2.8 people

VERMONT SOUTH SUBURB REPORT











Discover a snapshot of the most recent results for this suburb, to view the full 12 months of sales history, please go to jellisrcraig.com.au/suburbinsights

Address	Bedrooms	Type	Price	Sold
 15 Felgate Pde Vermont South	4	House	\$1,195,500	13 Dec 2025
 4 Laturns Ct Vermont South	4	House	\$1,615,000	09 Dec 2025
 7 Winjallock Cr Vermont South	5	House	\$1,842,000	06 Dec 2025
 1 Devere Gdns Vermont South	3	House	\$1,315,000	06 Dec 2025
 13 Colonial Dr Vermont South	5	House	\$1,660,000	29 Nov 2025
 6 Manna Gum Ct Vermont South	5	House	\$1,710,000	29 Nov 2025
 254 Hawthorn Rd Vermont South	4	House	\$1,600,000	28 Nov 2025
 8 Katupna Ct Vermont South	5	House	\$1,600,000	27 Nov 2025
 211/1 Charlnet Dr Vermont South	2	Apartment	\$636,750	25 Nov 2025
 58 Mullens Rd Vermont South	3	House	\$1,277,500	24 Nov 2025

VERMONT SOUTH SUBURB REPORT

Address	Bedrooms	Type	Price	Sold
 4 Felgate Pde VERMONT SOUTH	3	House	\$1,475,000	23 Nov 2025
 9 Weeden Dr Vermont South	4	House	\$1,575,000	22 Nov 2025
 21 Hempstead Av Vermont South	3	House	\$1,425,000	21 Nov 2025
 25 Tullimbar Cirt Vermont South	5	House	\$1,515,000	19 Nov 2025
 13 Drovers Ct Vermont South	4	House	\$1,870,000	15 Nov 2025
 28 Tullimbar Cirt Vermont South	3	House	\$1,496,000	15 Nov 2025
 1 Dalroy Cr Vermont South	4	House	\$1,175,500	13 Nov 2025
 3/7 Hunter Valley Rd Vermont South	4	Townhouse	\$1,342,500	10 Nov 2025
 2 Shearers Ct Vermont South	5	House	\$1,711,000	08 Nov 2025
 1 Parkleigh Ct Vermont South	4	House	\$1,480,000	08 Nov 2025

VERMONT SOUTH SUBURB REPORT

Address	Bedrooms	Type	Price	Sold
 4 Monaro Ct Vermont South	4	House	\$1,445,000	08 Nov 2025
 2 Woodleigh Cr Vermont South	4	House	\$1,620,000	08 Nov 2025
 1 Chablis Cr Vermont South	5	House	\$2,330,000	08 Nov 2025
 7 Weeden Dr Vermont South	4	House	\$1,500,000	06 Nov 2025
 18 Stradella Av Vermont South	3	House	\$1,310,000	01 Nov 2025
 5 Woodleigh Cr Vermont South	4	House	\$1,723,000	01 Nov 2025
 25 Coltain St Vermont South	4	House	\$2,405,000	01 Nov 2025
 4 Nevis Ct Vermont South	5	House	\$1,741,000	01 Nov 2025
 18 Rutherglen Rd Vermont South	4	House	\$1,570,000	29 Oct 2025
 10 Muster Ct Vermont South	4	House	\$1,589,000	25 Oct 2025



Please contact your local Jellis Craig office

jelliscraig.com.au

Data is current as of PDF generation date 01/01/2026

* Updated Quarterly for the past 12 months

^ Updated daily for the past quarter

~ Updated daily: 33 recent results.

This publication contains data, analytics, statistics and other information supplied by PROPERTYDATAONLINE PTY LTD (PropertyData). The data provided in this publication is of a general nature and should not be construed as specific advice or relied upon in lieu of appropriate professional advice.

PropertyData relies upon data supplied by third parties and while the data is checked and reviewed, PropertyData does not warrant the accuracy or completeness of the information to the full extent permitted by the law and excludes all loss or damage howsoever arising (including through negligence) in connection with the data supplied by PropertyData. The State of Victoria owns the copyright in the Property Sales Data and reproduction of that data in any way without the consent of the State of Victoria will constitute a breach of the Copyright Act 1968 (cth). The State of Victoria does not warrant the accuracy or completeness of the Property Sales Data and any person using or relying upon such information does so on the basis that the State of Victoria accepts no responsibility or liability whatsoever for any errors, faults, defects or omissions in the information supplied.