



Vermont South

Suburb Report



Your connection to property insights



JellisCraig

VERMONT SOUTH SUBURB REPORT

Median house price¹

Median

\$1.54m

Quarterly price change

1.01% ↑

Median unit price¹

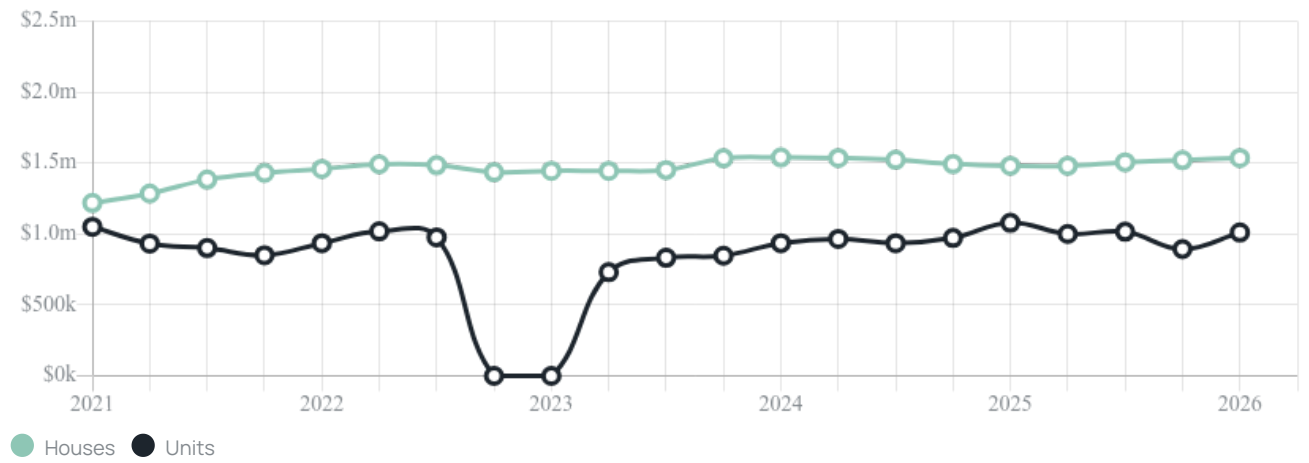
Median

\$1.01m

Quarterly price change

13.10% ↑

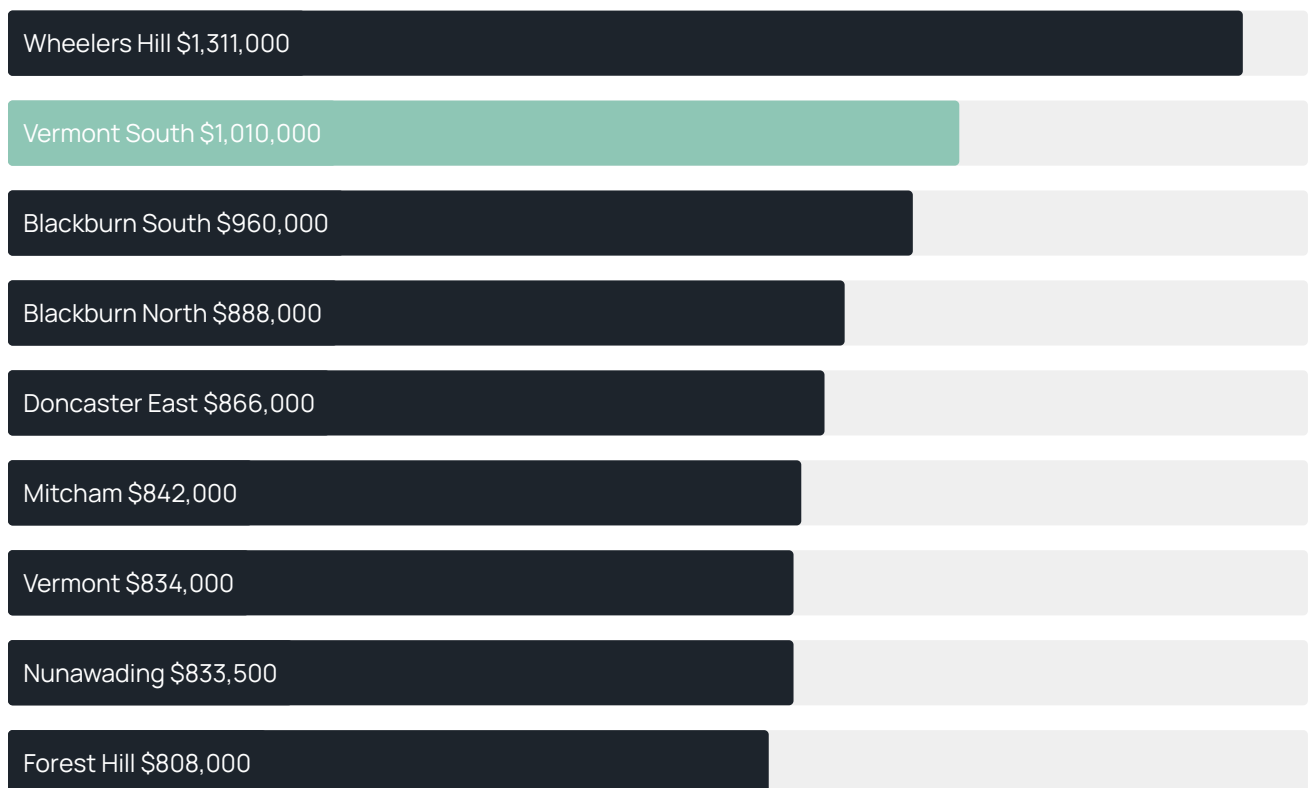
Quarterly price change¹



Median house price¹



Median unit price¹



Sale method²



Auction clearance rate³

68.42%

Median days on market³

33 days

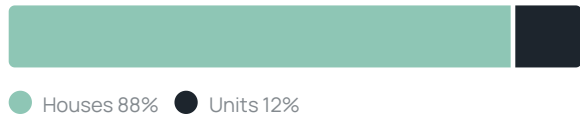
Jellis Craig average inspection attendance per listing⁴

33 groups

Average hold period¹

12.8 years

Dwelling type⁵



Ownership⁵



Population⁵

11,954

Median asking rent¹

\$750 per week

Population growth⁵

2.36%

Rental yield¹

2.44%

Median age⁵

46 years











Median household size⁵

2.8 people











VERMONT SOUTH SUBURB REPORT

Recent Vermont South sales











Discover a snapshot of the most recent results for this suburb, to view the full 12 months of sales history, please go to jellisraig.com.au/suburb-reports

Address	Bedrooms	Type	Price	Sold
 41 Tullimbar Cirt Vermont South	5	House	\$1,502,000	24 Jun 2026
 5 Moran Ct Vermont South	4	House	\$1,508,000	20 Jun 2026
 173 Morack Rd Vermont South	4	House	\$1,730,000	16 Jun 2026
 6 Stockmans Dr Vermont South	5	House	\$1,565,000	15 Jun 2026
 552 Burwood Hwy Vermont South	4	House	\$1,148,000	02 Jun 2026
 20 Salem Ct Vermont South	5	House	\$1,521,888	22 May 2026
 52 Woodleigh Cr Vermont South	4	House	\$1,445,000	18 May 2026
 2 Winjallock Cr Vermont South	3	House	\$1,252,000	16 May 2026
 4 Prestbury Dr Vermont South	4	House	\$1,645,000	12 May 2026
 12 Raheen Ct Vermont South	6	House	\$1,667,000	08 May 2026

VERMONT SOUTH SUBURB REPORT

Address	Bedrooms	Type	Price	Sold
 30 Wilpena Pl Vermont South	5	House	\$1,760,000	02 May 2026
 28 Stradella Av Vermont South	5	House	\$1,280,000	23 Apr 2026
 26 Barossa Av Vermont South	4	House	\$1,370,000	09 Apr 2026
 2 Dalroy Cr Vermont South	4	House	\$1,350,000	07 Apr 2026
 613 Springvale Rd Vermont South	4	House	\$1,420,000	02 Apr 2026
 3/244 Morack Rd Vermont South	4	Flat/Unit/Apartment	\$1,420,000	01 Apr 2026
 2 Ritz St Vermont South	3	House	\$1,340,000	31 Mar 2026
 1 Citron Ct VERMONT SOUTH	4	House	\$1,685,000	28 Mar 2026
 256 Morack Rd Vermont South	4	House	\$1,325,000	28 Mar 2026
 10 Shearers Ct Vermont South	5	House	\$1,563,000	28 Mar 2026

VERMONT SOUTH SUBURB REPORT

Address	Bedrooms	Type	Price	Sold
 5/240 Morack Rd Vermont South	3	Townhouse	\$1,080,000	27 Mar 2026
 1/409 Burwood Hwy Vermont South	4	Townhouse	\$785,000	26 Mar 2026
 6 Kiama Cl Vermont South	4	House	\$1,441,000	23 Mar 2026
 6 Gibbon Av Vermont South	4	House	\$1,300,000	23 Mar 2026
 5/406 Burwood Hwy Vermont South	3	Strata Unit/Flat	\$1,038,000	18 Mar 2026
 17 Ritz St Vermont South	4	House	\$1,330,000	14 Mar 2026
 8 Stradella Av Vermont South	5	House	\$1,550,000	14 Mar 2026
 403 Burwood Hwy Vermont South	2	House	\$990,000	06 Mar 2026
 31 Minerva Cr Vermont South	4	House	\$1,492,000	05 Mar 2026
 533 Springvale Rd Vermont South	3	House	\$1,162,500	25 Feb 2026



Please contact your local Jellis Craig office

Jellis Craig acknowledges and pays our respects to the Bunurong People, the Wadawurrung People, the Dja Dja Wurrung People and the Wurundjeri People as the Traditional Owners and original custodians of the lands on which Jellis Craig operates.

Data is current as of PDF generation date 01/07/2026

- 1 Property Data Online, updated quarterly for the past 12 months
- 2 Property Data Online, updated daily for the past 12 months
- 3 Property Data Online, updated daily for the past quarter
- 4 Jellis Craig's average inspection attendance per listing (houses) over the last 12 months, updated daily
- 5 2021 Australian Census
- 6 Property Data Online, updated daily

This publication contains data, analytics, statistics and other information supplied by PROPERTYDATAONLINE PTY LTD (PropertyData). The data provided in this publication is of a general nature and should not be construed as specific advice or relied upon in lieu of appropriate professional advice.

PropertyData relies upon data supplied by third parties and while the data is checked and reviewed, PropertyData does not warrant the accuracy or completeness of the information to the full extent permitted by the law and excludes all loss or damage howsoever arising (including through negligence) in connection with the data supplied by PropertyData. The State of Victoria owns the copyright in the Property Sales Data and reproduction of that data in any way without the consent of the State of Victoria will constitute a breach of the Copyright Act 1968 (cth). The State of Victoria does not warrant the accuracy or completeness of the Property Sales Data and any person using or relying upon such information does so on the basis that the State of Victoria accepts no responsibility or liability whatsoever for any errors, faults, defects or omissions in the information supplied.