



Vermont

Suburb Report



Your connection to property insights



JellisCraig

VERMONT SUBURB REPORT

Median house price¹

Median

\$1.29m

Quarterly price change

-0.99% ↓

Median unit price¹

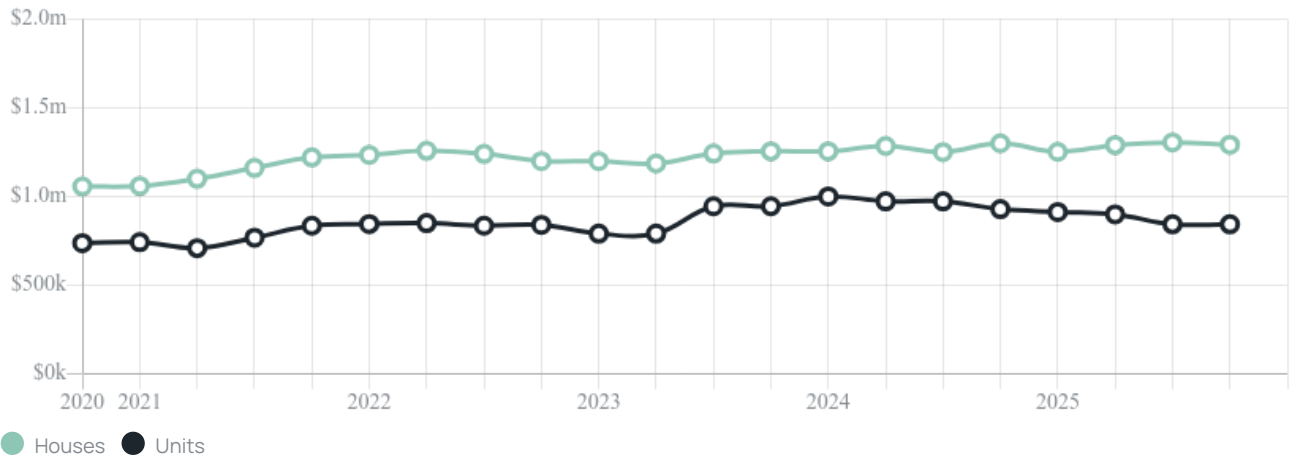
Median

\$843k

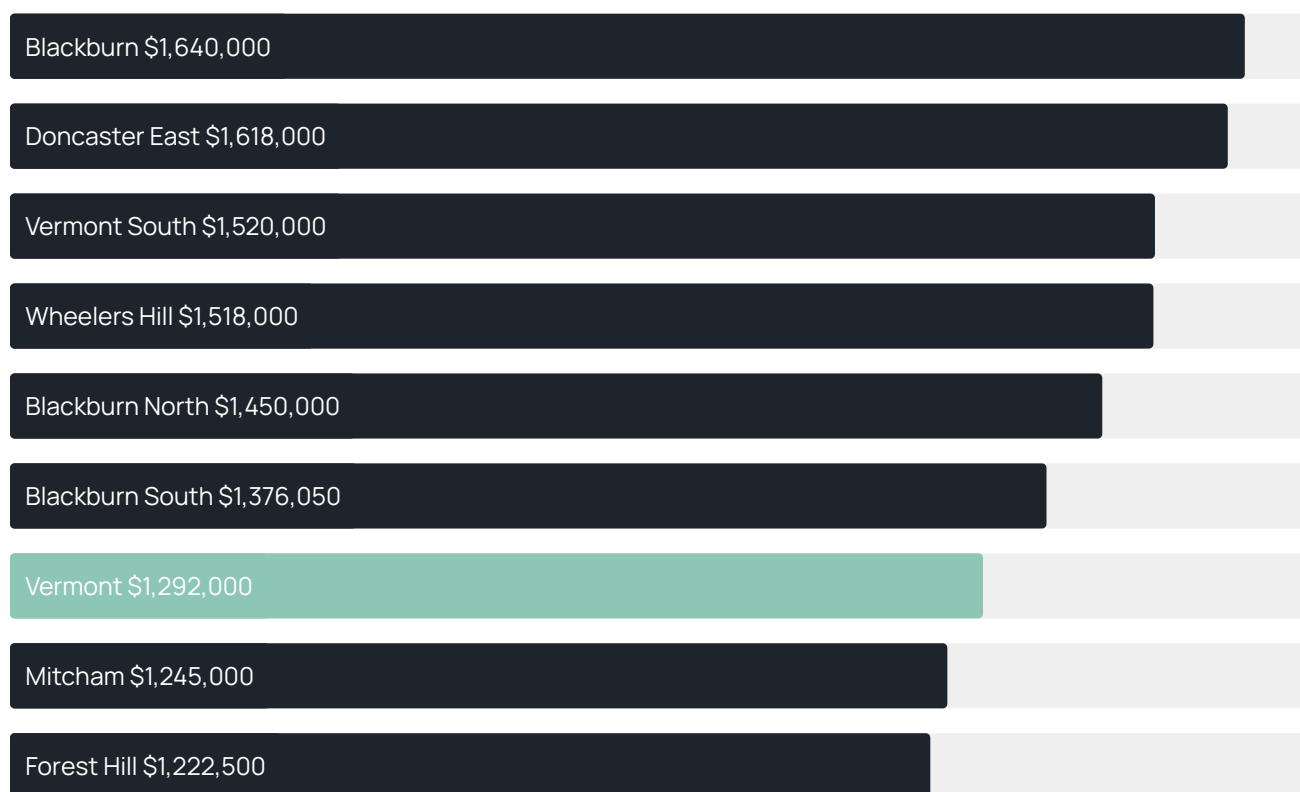
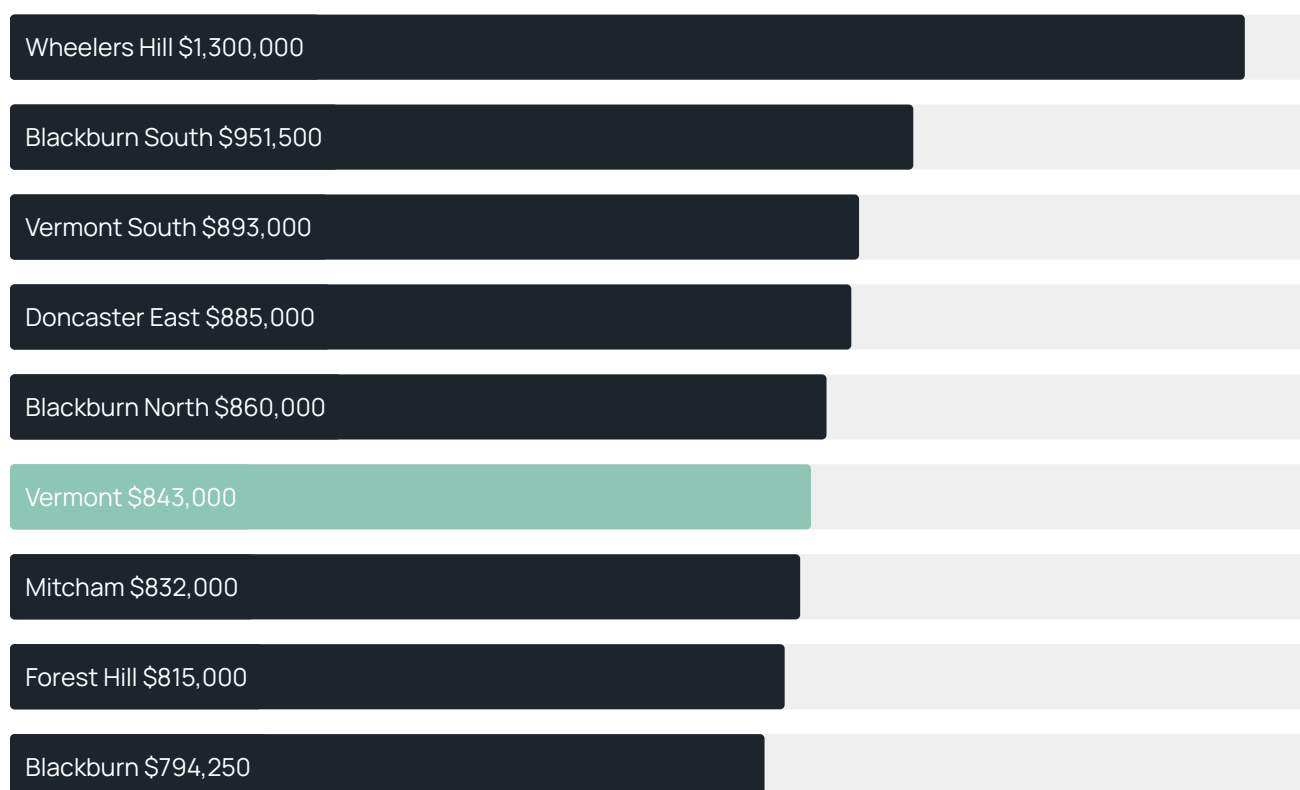
Quarterly price change

0.00% ↓

Quarterly price change¹



VERMONT SUBURB REPORT

Median house price¹Median unit price¹

Sale method²

● Auction 56%
● Private 44%

Auction clearance rate³

72.73%Median days on market³

29 daysJellis Craig average inspection attendance per listing⁴

29 groupsAverage hold period¹

9.0 yearsDwelling type⁵

● Houses 80% ● Units 20%

Ownership⁵

● Owned outright 42% ● Mortgaged 42% ● Rented 16%

Population⁵

10,993Median asking rent¹

\$680 per weekPopulation growth⁵

5.28%Rental yield¹

2.5%Median age⁵











40 yearsMedian household size⁵

2.8 people











VERMONT SUBURB REPORT

Recent Vermont sales











Discover a snapshot of the most recent results for this suburb, to view the full 12 months of sales history, please go to jellisCraig.com.au/suburb-reports

Address	Bedrooms	Type	Price	Sold
 3/10 Penllyne Av Vermont	2	Unit	\$555,000	31 Jan 2026
 4 Villa Mews Vermont	4	House	\$2,510,000	19 Jan 2026
 93 Boronia Rd Vermont	4	House	\$1,335,000	12 Jan 2026
 3/6 Premier Av Vermont	3	Unit	\$1,130,000	06 Jan 2026
 9 Penllyne Av Vermont	4	House	\$1,600,000	20 Dec 2025
 17 Ellad Cl Vermont	6	House	\$1,210,000	17 Dec 2025
 8 Snowden Pl Vermont	3	House	\$1,260,000	15 Dec 2025
 1/21 Karwitha St Vermont	2	Unit	\$790,000	11 Dec 2025
 2/23 Mcclares Rd Vermont Seperate Title Dual School Zones	3	House	\$1,145,000	06 Dec 2025
 133 Purches St Vermont	3	House	\$875,000	05 Dec 2025

VERMONT SUBURB REPORT

Address	Bedrooms	Type	Price	Sold
 25 Culbara Dr Vermont	4	House	\$1,335,000	29 Nov 2025
 85 Glenburnie Rd Vermont	4	House	\$1,430,000	29 Nov 2025
 120 Jolimont Rd Vermont	4	House	\$1,425,000	29 Nov 2025
 12 Arcady Gr Vermont	3	House	\$1,292,000	20 Nov 2025
 3/439-441 Canterbury Rd Vermont	3	Unit	\$828,000	19 Nov 2025
 36 Denis St Vermont	3	House	\$1,170,000	19 Nov 2025
 1/660 Canterbury Rd Vermont	3	Townhouse	\$979,000	15 Nov 2025
 6 Timbertop Dr Vermont	4	House	\$1,128,000	15 Nov 2025
 1b Hayward Ct Vermont	4	House	\$1,912,000	15 Nov 2025
 11 Blanche Dr Vermont	3	House	\$1,000,000	14 Nov 2025

VERMONT SUBURB REPORT

Address	Bedrooms	Type	Price	Sold
 16/7 Stevens Rd Vermont	2	Unit	\$678,000	14 Nov 2025
 3/439 Canterbury Rd Vermont	3	Flat/Unit/Apartment	\$828,000	11 Nov 2025
 50 Terrara Rd Vermont	5	House	\$1,572,000	08 Nov 2025
 29 Culbara Dr VERMONT	4	House	\$1,365,000	08 Nov 2025
 45 Carinya Rd Vermont	4	House	\$1,362,000	08 Nov 2025
 3/7 Stevens Rd Vermont	2	Flat/Unit/Apartment	\$716,000	08 Nov 2025
 548 Canterbury Rd Vermont	3	House	\$1,170,000	07 Nov 2025
 51 Woodcrest Rd Vermont	3	House	\$1,266,000	05 Nov 2025
 1/5-11 Orion St Vermont	3	Unit	\$1,101,000	03 Nov 2025
 92 Terrara Rd VERMONT	4	House	\$1,280,000	28 Oct 2025



Jellis Craig Whitehorse
166 Whitehorse Road, Blackburn
03 9908 5700

Jellis Craig acknowledges and pays our respects to the Bunurong People, the Wadawurrung People, the Dja Dja Wurrung People and the Wurundjeri People as the Traditional Owners and original custodians of the lands on which Jellis Craig operates.

Data is current as of PDF generation date 01/02/2026

- 1 Property Data Online, updated quarterly for the past 12 months
- 2 Property Data Online, updated daily for the past 12 months
- 3 Property Data Online, updated daily for the past quarter
- 4 Jellis Craig's average inspection attendance per listing (houses) over the last 12 months, updated daily
- 5 2021 Australian Census
- 6 Property Data Online, updated daily

This publication contains data, analytics, statistics and other information supplied by PROPERTYDATAONLINE PTY LTD (PropertyData). The data provided in this publication is of a general nature and should not be construed as specific advice or relied upon in lieu of appropriate professional advice.

PropertyData relies upon data supplied by third parties and while the data is checked and reviewed, PropertyData does not warrant the accuracy or completeness of the information to the full extent permitted by the law and excludes all loss or damage howsoever arising (including through negligence) in connection with the data supplied by PropertyData. The State of Victoria owns the copyright in the Property Sales Data and reproduction of that data in any way without the consent of the State of Victoria will constitute a breach of the Copyright Act 1968 (cth). The State of Victoria does not warrant the accuracy or completeness of the Property Sales Data and any person using or relying upon such information does so on the basis that the State of Victoria accepts no responsibility or liability whatsoever for any errors, faults, defects or omissions in the information supplied.