



Vermont

Suburb Report



Your connection to property insights



JellisCraig

VERMONT SUBURB REPORT

Median house price¹

Median

\$1.34m

Quarterly price change

2.29% ↑

Median unit price¹

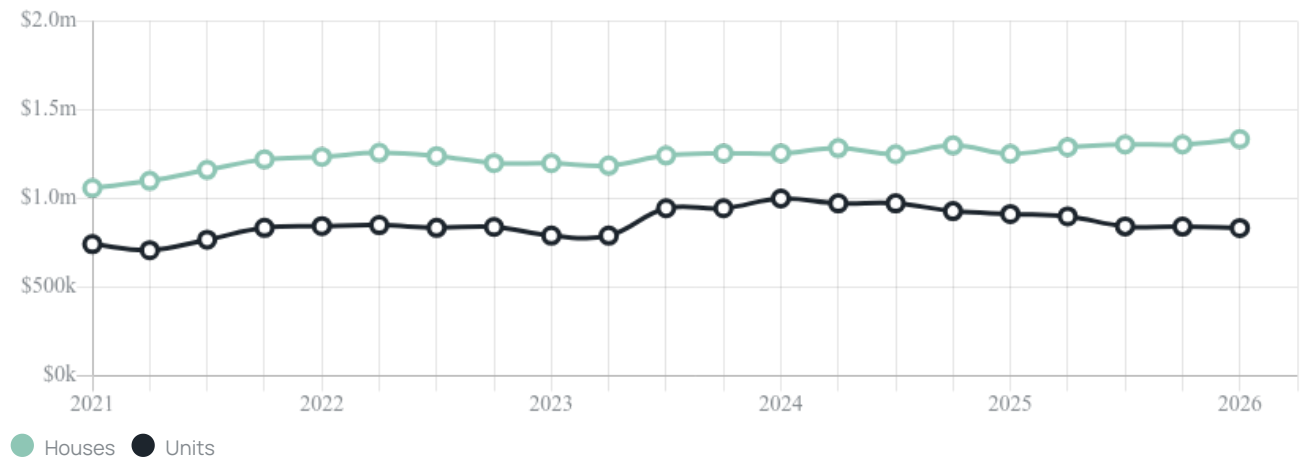
Median

\$834k

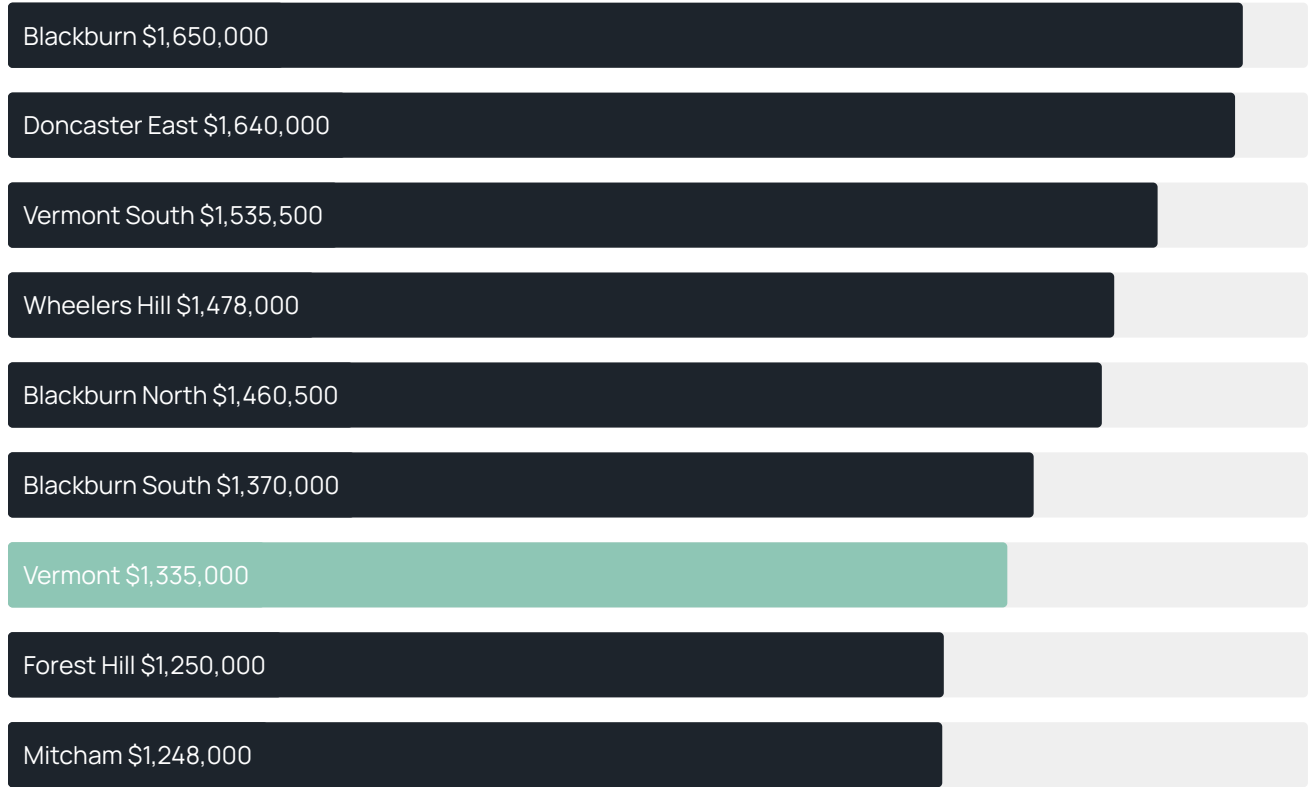
Quarterly price change

-0.89% ↓

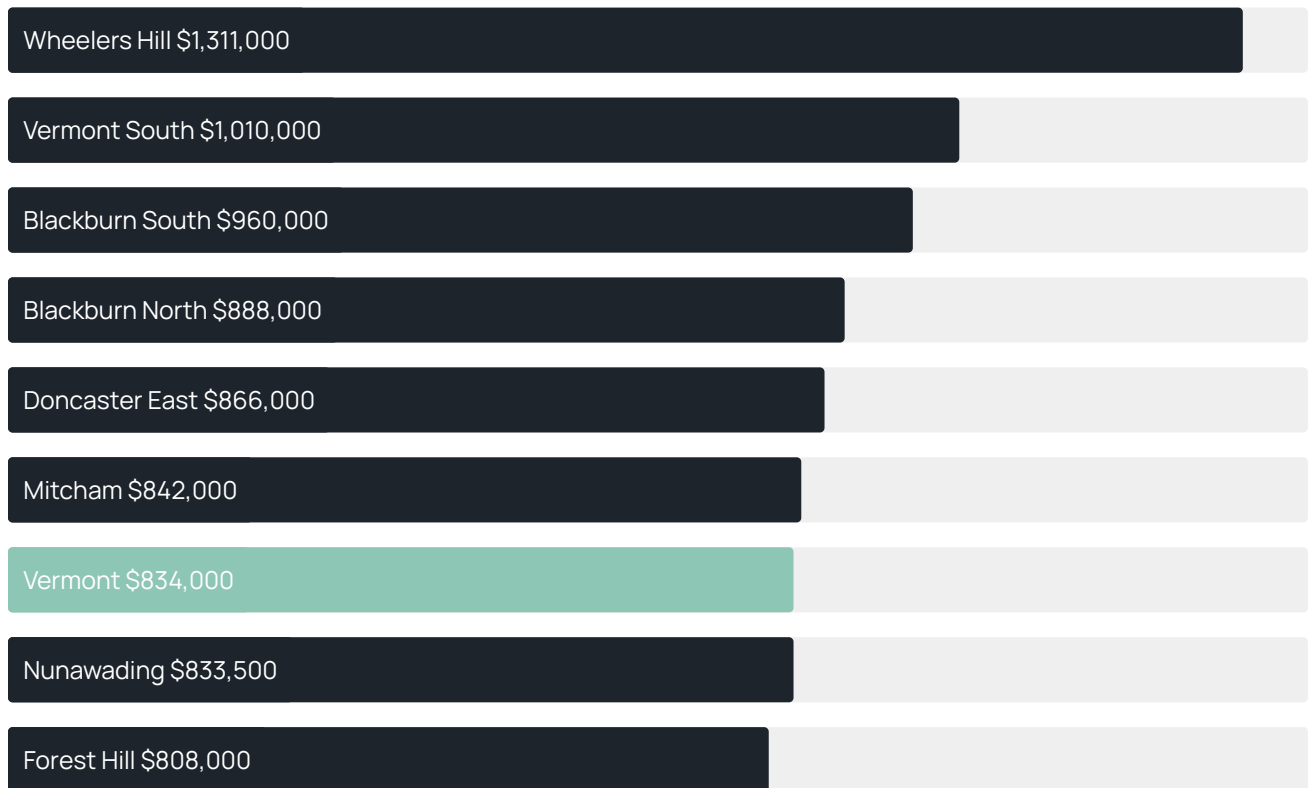
Quarterly price change¹



Median house price¹



Median unit price¹



Sale method²



Auction clearance rate³

80%

Median days on market³

30 days

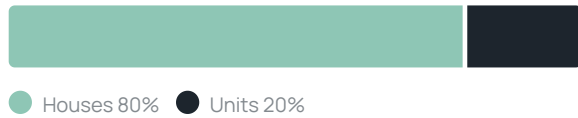
Jellis Craig average inspection attendance per listing⁴

30 groups

Average hold period¹

9.0 years

Dwelling type⁵



Ownership⁵



Population⁵

10,993

Median asking rent¹

\$680 per week

Population growth⁵

5.28%

Rental yield¹

2.5%

Median age⁵

40 years











Median household size⁵

2.8 people











VERMONT SUBURB REPORT

Recent Vermont sales











Discover a snapshot of the most recent results for this suburb, to view the full 12 months of sales history, please go to jellisraig.com.au/suburb-reports

| Address | Bedrooms | Type | Price | Sold |
|--|----------|-----------|-------------|-------------|
|  37 Arlington Wlk Vermont | 5 | House | \$1,200,000 | 27 May 2026 |
|  3/12 Short St Vermont | 3 | Townhouse | \$940,000 | 25 May 2026 |
|  12 Caldwell Rd Vermont | 3 | House | \$1,300,000 | 23 May 2026 |
|  43 Centre Rd Vermont | 3 | House | \$985,000 | 16 May 2026 |
|  3/14 Terrara Rd Vermont | 2 | Unit | \$615,000 | 16 May 2026 |
|  11 Webb Ct Vermont | 4 | House | \$1,140,000 | 13 May 2026 |
|  5 Padua Ct Vermont | 3 | House | \$1,358,000 | 09 May 2026 |
|  7 Holyrood Dr Vermont | 4 | House | \$1,388,000 | 06 May 2026 |
|  7 Timbertop Dr Vermont | 4 | House | \$1,350,000 | 05 May 2026 |
|  20 Abbey Wlk Vermont | 3 | House | \$1,230,000 | 02 May 2026 |

VERMONT SUBURB REPORT

| Address | Bedrooms | Type | Price | Sold |
|---|----------|-------|-------------|-------------|
|  15 Glenora Dr Vermont | 3 | House | \$1,285,000 | 18 Apr 2026 |
|  28 Aubrey St Vermont | 3 | House | \$1,195,000 | 18 Apr 2026 |
|  11b Boronia Rd Vermont | 3 | House | \$950,000 | 16 Apr 2026 |
|  42 Carinya Rd Vermont | 3 | House | \$1,085,000 | 12 Apr 2026 |
|  7 Malvern St Vermont | 3 | House | \$1,098,000 | 11 Apr 2026 |
|  1/36 Halls Pde VERMONT | 3 | Unit | \$990,000 | 08 Apr 2026 |
|  21 View Rd Vermont | 3 | House | \$1,100,000 | 30 Mar 2026 |
|  6 Terrigal La Vermont | 4 | House | \$1,965,000 | 29 Mar 2026 |
|  36 Barbara St Vermont | 3 | House | \$870,000 | 28 Mar 2026 |
|  1 Armstrong Ct VERMONT | 4 | House | \$1,594,000 | 28 Mar 2026 |

VERMONT SUBURB REPORT

| Address | Bedrooms | Type | Price | Sold |
|--|----------|-------|-------------|-------------|
|  2 Brampton Ct Vermont | 4 | House | \$1,300,000 | 28 Mar 2026 |
|  13 Lusk Dr Vermont | 3 | House | \$951,000 | 28 Mar 2026 |
|  9 Andrew St Vermont | 3 | House | \$1,051,000 | 26 Mar 2026 |
|  7 Arlington Wlk Vermont | 3 | House | \$1,091,000 | 26 Mar 2026 |
|  29 Carlinga Dr VERMONT | 5 | House | \$1,470,000 | 21 Mar 2026 |
|  30 Adele St Vermont | 3 | House | \$1,110,000 | 21 Mar 2026 |
|  3/134-140 Boronia Rd Vermont | 4 | House | \$1,165,000 | 19 Mar 2026 |
|  4 Bellbird Cr Vermont | 3 | House | \$1,337,000 | 14 Mar 2026 |
|  10 Mawson Ct Vermont | 4 | House | \$1,685,000 | 12 Mar 2026 |
|  22 Marina St VERMONT | 2 | House | \$830,000 | 11 Mar 2026 |



Jellis Craig Whitehorse
166 Whitehorse Road, Blackburn
03 9908 5700

Jellis Craig acknowledges and pays our respects to the Bunurong People, the Wadawurrung People, the Dja Dja Wurrung People and the Wurundjeri People as the Traditional Owners and original custodians of the lands on which Jellis Craig operates.

Data is current as of PDF generation date 01/06/2026

- 1 Property Data Online, updated quarterly for the past 12 months
- 2 Property Data Online, updated daily for the past 12 months
- 3 Property Data Online, updated daily for the past quarter
- 4 Jellis Craig's average inspection attendance per listing (houses) over the last 12 months, updated daily
- 5 2021 Australian Census
- 6 Property Data Online, updated daily

This publication contains data, analytics, statistics and other information supplied by PROPERTYDATAONLINE PTY LTD (PropertyData). The data provided in this publication is of a general nature and should not be construed as specific advice or relied upon in lieu of appropriate professional advice.

PropertyData relies upon data supplied by third parties and while the data is checked and reviewed, PropertyData does not warrant the accuracy or completeness of the information to the full extent permitted by the law and excludes all loss or damage howsoever arising (including through negligence) in connection with the data supplied by PropertyData. The State of Victoria owns the copyright in the Property Sales Data and reproduction of that data in any way without the consent of the State of Victoria will constitute a breach of the Copyright Act 1968 (cth). The State of Victoria does not warrant the accuracy or completeness of the Property Sales Data and any person using or relying upon such information does so on the basis that the State of Victoria accepts no responsibility or liability whatsoever for any errors, faults, defects or omissions in the information supplied.