

JellisCraig

VIEWBANK

Suburb Report

Know your neighbourhood.



VIEWBANK SUBURB REPORT

Median House Price*

Median

\$1.19m

Quarterly Price Change

3.47% ↑

Median Unit Price*

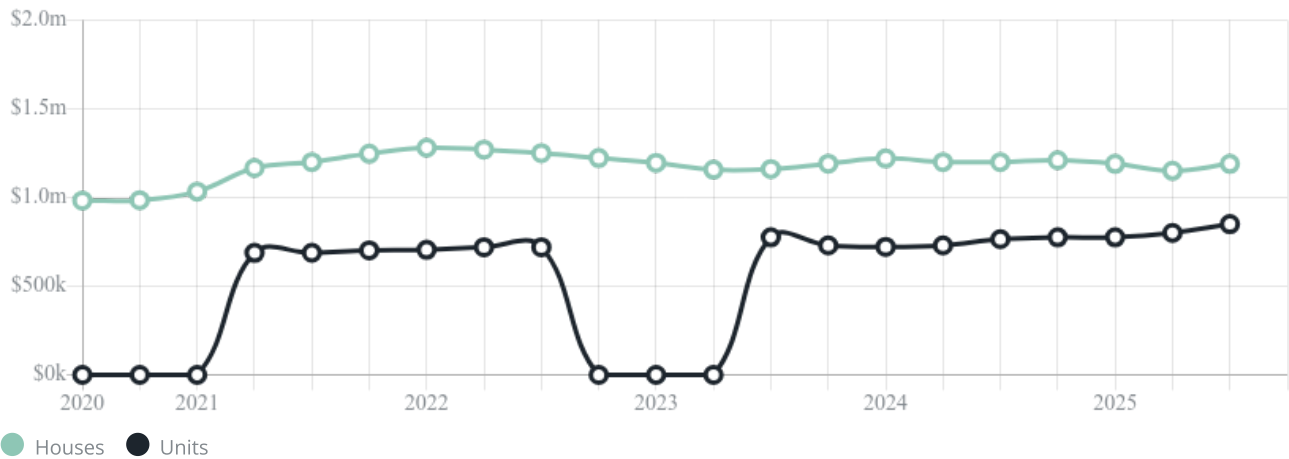
Median

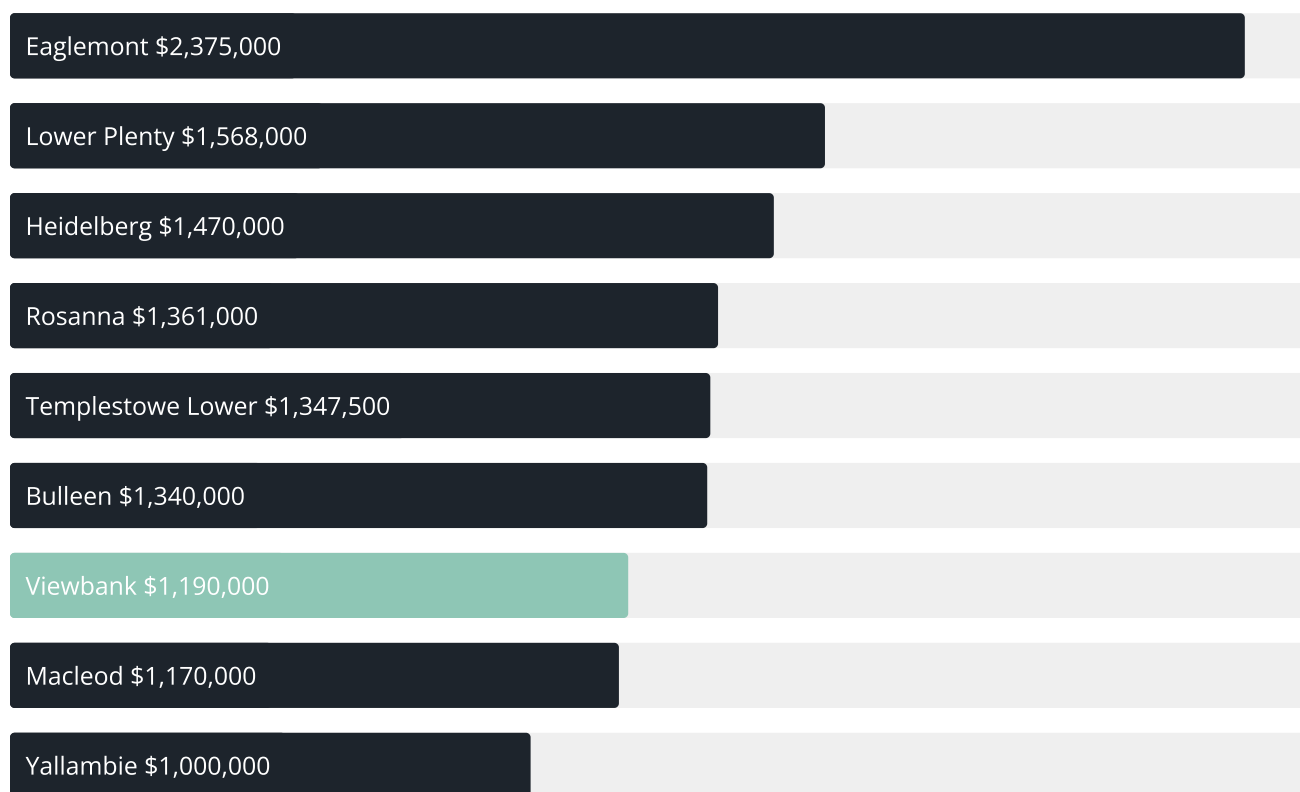
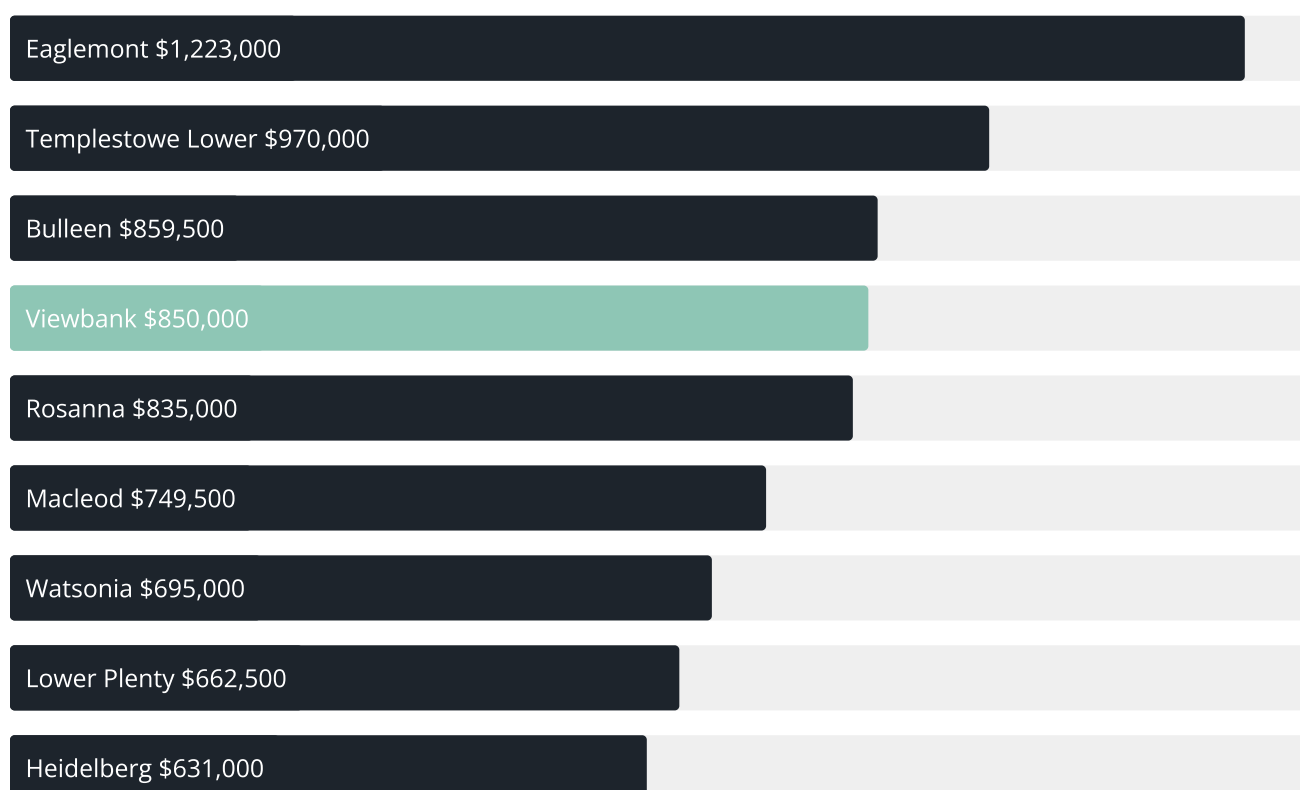
\$850k

Quarterly Price Change

6.25% ↑

Quarterly Price Change*



Median House Sale Price^{*}Median Unit Sale Price^{*}

VIEWBANK SUBURB REPORT

Sale Method^{*}

● Auction 67%
● Private 33%

Auction Clearance Rate^{*}

75%

Median Days on Market[^]

24 days

Average Hold Period^{*}

8.8 years

Dwelling Type[^]

● Houses 90% ● Units 10%

Ownership[^]

● Owned Outright 49% ● Mortgaged 40% ● Rented 11%

Population[^]

7,030

Median Asking Rent per week^{*}

\$695

Population Growth[^]

1.55%

Rental Yield^{*}

2.82%

Median Age[^]











43 years

Median Household Size[^]











2.8 people

VIEWBANK SUBURB REPORT






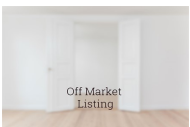




Discover a snapshot of the most recent results for this suburb, to view the full 12 months of sales history, please go to jellisicraig.com.au/suburbinsights

| Address | Bedrooms | Type | Price | Sold |
|---|----------|-----------|-------------|-------------|
|  1 Bartram Rise Viewbank | 3 | House | \$1,130,000 | 27 Nov 2025 |
|  3 Everglade Ct Viewbank | 4 | House | \$1,240,000 | 08 Nov 2025 |
|  5/367 Lower Plenty Rd Viewbank | 3 | Unit | \$640,000 | 05 Nov 2025 |
|  11 Northwood Dr Viewbank | 4 | House | \$1,331,000 | 03 Nov 2025 |
|  35 Winston Rd Viewbank | 3 | House | \$1,115,000 | 25 Oct 2025 |
|  112 Martins La Viewbank | 4 | House | \$1,465,000 | 25 Oct 2025 |
|  1/574 Lower Plenty Rd Viewbank | 3 | Townhouse | \$880,000 | 16 Oct 2025 |
|  46 Somerset Dr Viewbank | 3 | House | \$1,193,500 | 20 Sep 2025 |
|  5 Jacaranda Pl Viewbank | 4 | House | \$1,990,000 | 20 Sep 2025 |
|  22 Eamon Dr Viewbank | 4 | House | \$1,235,000 | 20 Sep 2025 |

VIEWBANK SUBURB REPORT

| Address | Bedrooms | Type | Price | Sold |
|---|----------|-------|-------------|-------------|
|  278 Banyule Rd Viewbank | 3 | House | \$1,360,000 | 19 Sep 2025 |
|  43 Kambea Cr Viewbank | 4 | House | \$1,110,000 | 19 Sep 2025 |
|  4 Rowan Tree Ct Viewbank | 4 | House | \$1,408,800 | 18 Sep 2025 |
|  20 Rosemar Cirt Viewbank | 4 | House | \$1,190,000 | 06 Sep 2025 |
|  18 Meyrick Cr Viewbank | 4 | House | \$1,510,000 | 02 Sep 2025 |
|  21 Northwood Dr Viewbank | 5 | House | \$2,101,000 | 23 Aug 2025 |
|  11 Lena St Viewbank | 3 | House | \$1,150,000 | 22 Aug 2025 |
|  1 Heriot Cl Viewbank | 4 | House | \$1,380,126 | 21 Aug 2025 |
|  3/93 Martins La Viewbank | 3 | Unit | \$900,000 | 19 Aug 2025 |
|  133 Martins La Viewbank | 3 | House | \$800,000 | 18 Aug 2025 |

VIEWBANK SUBURB REPORT

| Address | Bedrooms | Type | Price | Sold |
|--|----------|---------------------|-------------|-------------|
|  14 Neville Ct Viewbank | 4 | House | \$1,360,000 | 16 Aug 2025 |
|  51 Castleton Rd Viewbank | 4 | House | \$1,355,000 | 16 Aug 2025 |
|  11 Moran St Viewbank | 3 | House | \$1,060,000 | 14 Aug 2025 |
|  82 Martins La Viewbank | 5 | House | \$1,420,000 | 09 Aug 2025 |
|  5 Rainsford Pl Viewbank | 5 | House | \$1,350,000 | 02 Aug 2025 |
|  3/19 Philippa Ct Viewbank | 2 | Flat/Unit/Apartment | \$950,000 | 28 Jul 2025 |
|  1/70 Graham Rd Viewbank | 2 | Unit | \$751,000 | 19 Jul 2025 |
|  26 Kambea Cr Viewbank | 3 | House | \$1,260,000 | 18 Jul 2025 |
|  19 Casey Cr VIEWBANK | 3 | House | \$1,170,000 | 15 Jul 2025 |
|  11 Winston Rd Viewbank | 3 | House | \$1,151,000 | 11 Jul 2025 |



Rosanna Office
114 Lower Plenty Road, Rosanna
03 9459 8111

jellisraig.com.au

Data is current as of PDF generation date 01/12/2025

* Updated Quarterly for the past 12 months

^ Updated daily for the past quarter

~ Updated daily: 33 recent results.

This publication contains data, analytics, statistics and other information supplied by PROPERTYDATAONLINE PTY LTD (PropertyData). The data provided in this publication is of a general nature and should not be construed as specific advice or relied upon in lieu of appropriate professional advice.

PropertyData relies upon data supplied by third parties and while the data is checked and reviewed, PropertyData does not warrant the accuracy or completeness of the information to the full extent permitted by the law and excludes all loss or damage howsoever arising (including through negligence) in connection with the data supplied by PropertyData. The State of Victoria owns the copyright in the Property Sales Data and reproduction of that data in any way without the consent of the State of Victoria will constitute a breach of the Copyright Act 1968 (cth). The State of Victoria does not warrant the accuracy or completeness of the Property Sales Data and any person using or relying upon such information does so on the basis that the State of Victoria accepts no responsibility or liability whatsoever for any errors, faults, defects or omissions in the information supplied.