



Viewbank

# Suburb Report



Your connection to property insights



JellisCraig

VIEWBANK SUBURB REPORT

Median house price<sup>1</sup>

Median

\$1.20m

Quarterly price change

0.84% ↑

Median unit price<sup>1</sup>

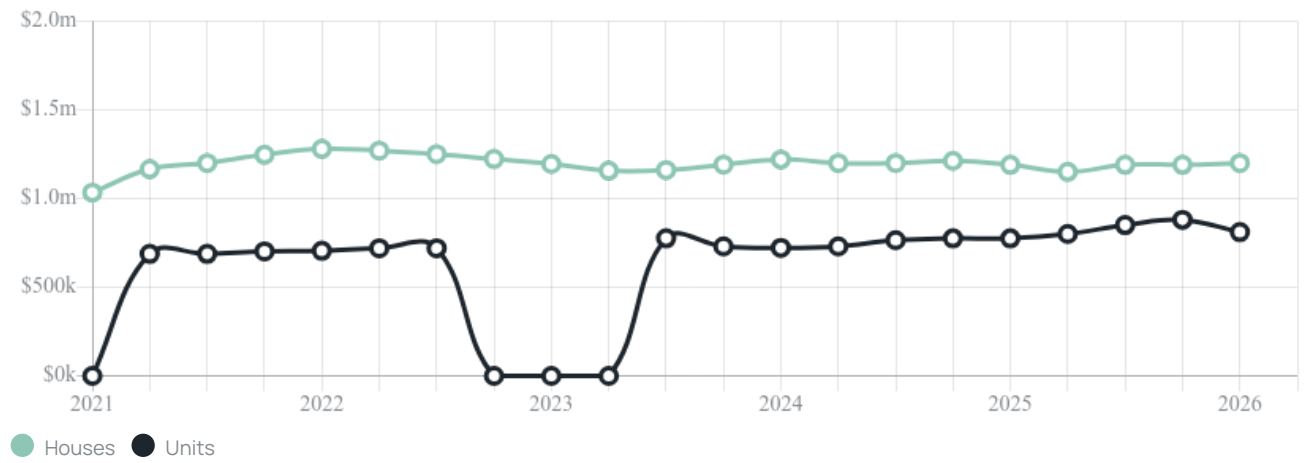
Median

\$810k

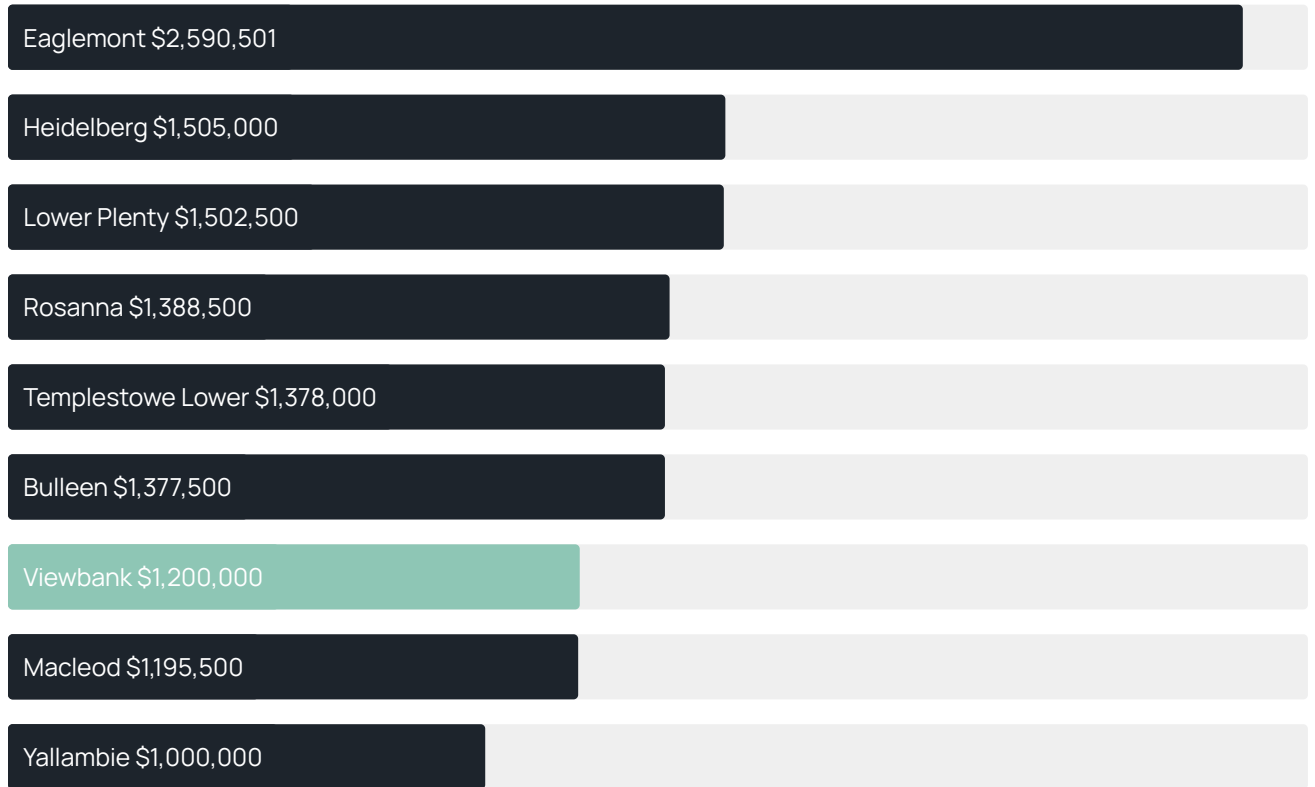
Quarterly price change

-7.95% ↓

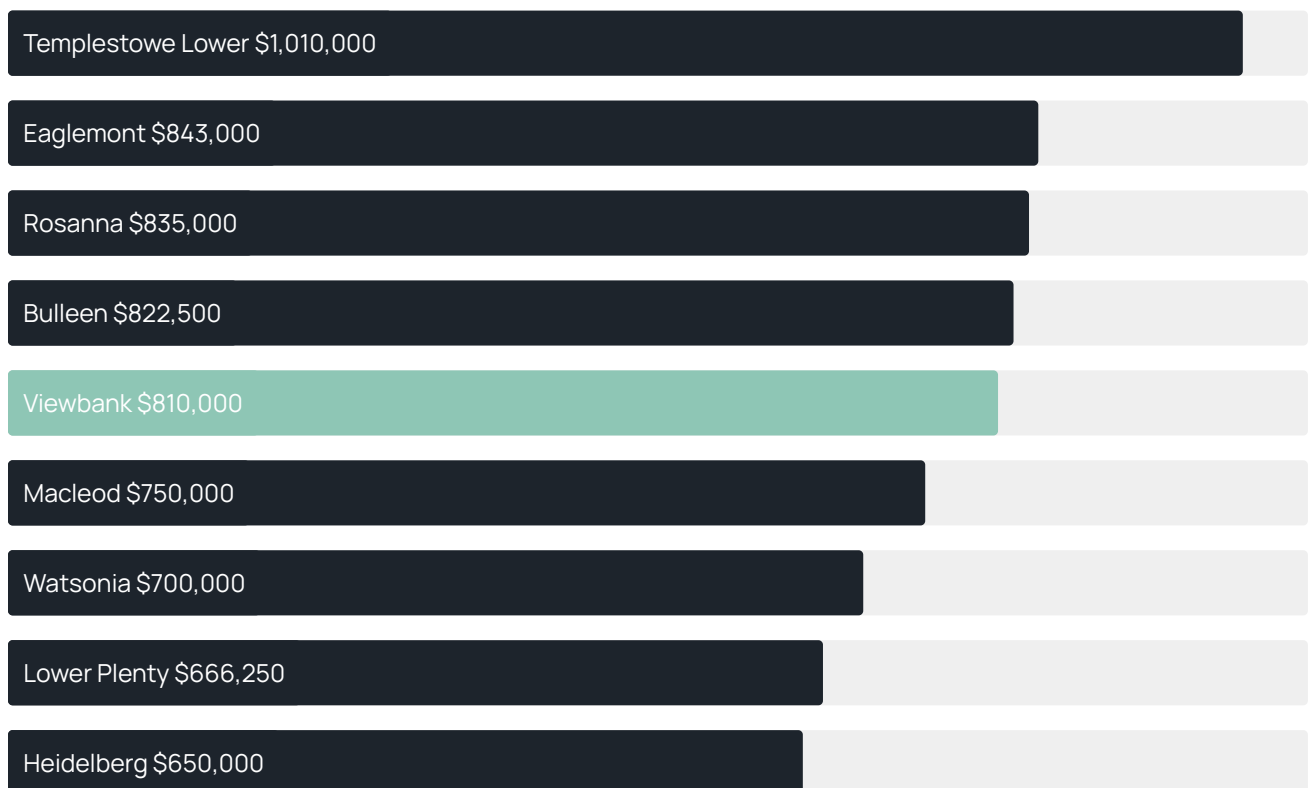
Quarterly price change<sup>1</sup>



### Median house price<sup>1</sup>



### Median unit price<sup>1</sup>



Sale method<sup>2</sup>



● Auction 72%  
● Private 28%

Auction clearance rate<sup>3</sup>

94.44%

Median days on market<sup>3</sup>

23 days

Jellis Craig average inspection attendance per listing<sup>4</sup>

23 groups

Average hold period<sup>1</sup>

8.8 years

Dwelling type<sup>5</sup>



● Houses 90% ● Units 10%

Ownership<sup>5</sup>



● Owned outright 49% ● Mortgaged 40% ● Rented 11%

Population<sup>5</sup>

7,030

Median asking rent<sup>1</sup>

\$695 per week

Population growth<sup>5</sup>

1.55%

Rental yield<sup>1</sup>

2.82%

Median age<sup>5</sup>

43 years











Median household size<sup>5</sup>

2.8 people











VIEWBANK SUBURB REPORT

## Recent Viewbank sales











Discover a snapshot of the most recent results for this suburb, to view the full 12 months of sales history, please go to [jellisraig.com.au/suburb-reports](http://jellisraig.com.au/suburb-reports)

Address	Bedrooms	Type	Price	Sold
 40 Castleton Rd Viewbank	3	House	\$1,175,000	21 Apr 2026
 46 Duff Pde Viewbank	4	House	\$1,080,000	18 Apr 2026
 11a Lascelles Av VIEWBANK	2	House	\$872,000	03 Apr 2026
 8 Robern Pde Viewbank	2	House	\$750,000	25 Mar 2026
 23 Northwood Dr Viewbank	4	House	\$1,343,000	18 Mar 2026
 5 Lorraine Pde Viewbank	3	House	\$856,888	16 Mar 2026
 140 Martins La Viewbank	4	House	\$1,460,000	14 Mar 2026
 20 Warren Rd Viewbank	3	House	\$985,500	14 Mar 2026
 22 Lorraine Pde Viewbank	3	House	\$1,260,000	13 Mar 2026
 7 Christine St Viewbank	4	House	\$1,008,000	06 Mar 2026

## VIEWBANK SUBURB REPORT

Address	Bedrooms	Type	Price	Sold
 4/62 Meyrick Cr Viewbank	2	Unit	\$665,000	05 Mar 2026
 106 Lyon Rd Viewbank	3	House	\$1,220,000	28 Feb 2026
 21 Lena St Viewbank	3	House	\$1,150,000	27 Feb 2026
 41 Hendersons Rd Viewbank	3	House	\$1,072,000	27 Feb 2026
 54 Casey Cr Viewbank	5	House	\$1,455,000	27 Feb 2026
 15 Westmere Pl Viewbank	4	House	\$1,320,000	16 Feb 2026
 4 Walter Withers Ct Viewbank	5	House	\$1,630,000	11 Feb 2026
 2a Casey Cr Viewbank	3	House	\$852,000	31 Jan 2026
 26 Graham Rd Viewbank	4	House	\$1,455,000	24 Jan 2026
 52 Kambea Cr Viewbank	3	House	\$1,039,000	07 Jan 2026

## VIEWBANK SUBURB REPORT

Address	Bedrooms	Type	Price	Sold
 351 Lower Plenty Rd Viewbank	3	House	\$937,800	23 Dec 2025
 10 Dunluce Ct Viewbank	3	House	\$1,112,000	23 Dec 2025
 105 Castleton Rd Viewbank	2	House	\$785,000	20 Dec 2025
 4 Ti Tree Ct Viewbank	4	House	\$1,329,900	20 Dec 2025
 10 Martins La Viewbank	3	House	\$1,020,000	19 Dec 2025
 44 Duff Pde Viewbank	3	House	\$1,415,000	13 Dec 2025
 18 Lena St Viewbank	4	House	\$1,380,000	13 Dec 2025
 32 Robern Pde Viewbank	4	House	\$1,451,000	06 Dec 2025
 3/574 Lower Plenty Rd Viewbank	3	Flat/Unit/Apartment	\$945,000	06 Dec 2025
 3 Appleblossom Ct Viewbank	4	House	\$1,385,000	02 Dec 2025



**Jellis Craig Rosanna**  
114 Lower Plenty Road, Rosanna  
03 9459 8111

Jellis Craig acknowledges and pays our respects to the Bunurong People, the Wadawurrung People, the Dja Dja Wurrung People and the Wurundjeri People as the Traditional Owners and original custodians of the lands on which Jellis Craig operates.

---

Data is current as of PDF generation date 01/05/2026

- 1 Property Data Online, updated quarterly for the past 12 months
- 2 Property Data Online, updated daily for the past 12 months
- 3 Property Data Online, updated daily for the past quarter
- 4 Jellis Craig's average inspection attendance per listing (houses) over the last 12 months, updated daily
- 5 2021 Australian Census
- 6 Property Data Online, updated daily

This publication contains data, analytics, statistics and other information supplied by PROPERTYDATAONLINE PTY LTD (PropertyData). The data provided in this publication is of a general nature and should not be construed as specific advice or relied upon in lieu of appropriate professional advice.

PropertyData relies upon data supplied by third parties and while the data is checked and reviewed, PropertyData does not warrant the accuracy or completeness of the information to the full extent permitted by the law and excludes all loss or damage howsoever arising (including through negligence) in connection with the data supplied by PropertyData. The State of Victoria owns the copyright in the Property Sales Data and reproduction of that data in any way without the consent of the State of Victoria will constitute a breach of the Copyright Act 1968 (cth). The State of Victoria does not warrant the accuracy or completeness of the Property Sales Data and any person using or relying upon such information does so on the basis that the State of Victoria accepts no responsibility or liability whatsoever for any errors, faults, defects or omissions in the information supplied.