



Wallington

# Suburb Report



Your connection to property insights



JellisCraig

WALLINGTON SUBURB REPORT

Median house price<sup>1</sup>

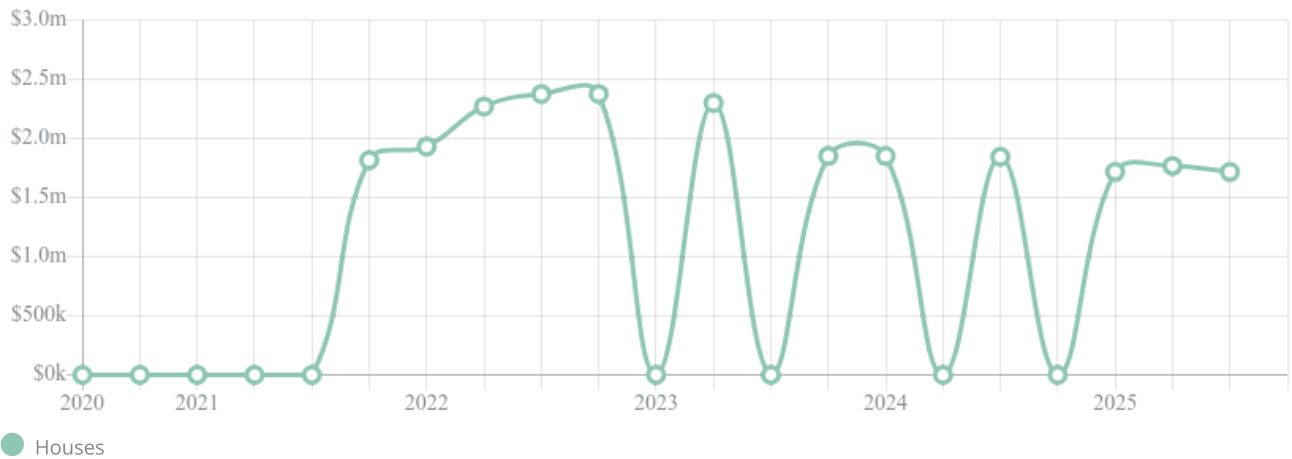
Median

\$1.72m


Quarterly price change

-2.97% ↓

Quarterly price change<sup>1</sup>



Median house price<sup>1</sup>



Median unit price<sup>1</sup>



Sale method<sup>2</sup>



● Private 100%

Jellis Craig average inspection attendance per listing<sup>4</sup>  
groups

---

Average hold period<sup>1</sup>  
4.7 years

---

Dwelling type<sup>5</sup>



● Houses 100% ● Units 0%

Ownership<sup>5</sup>



● Owned outright 53% ● Mortgaged 45% ● Rented 2%

Population<sup>5</sup>

1,515

---

Median asking rent<sup>1</sup>

\$520 per week

---

Median age<sup>5</sup>

48 years

---

Rental yield<sup>1</sup>

3.62%

---

Median household size<sup>5</sup>








2.9 people

---

## WALLINGTON SUBURB REPORT

### Recent Wallington sales

Discover a snapshot of the most recent results for this suburb, to view the full 12 months of sales history, please go to [jellisecraig.com.au/suburb-reports](https://jellisecraig.com.au/suburb-reports)

Address	Bedrooms	Type	Price	Sold
 13 Wattle Gr WALLINGTON	5	House	\$2,330,000	05 Nov 2025
 1171-1175 Bellarine Hwy Wallington	3	House	\$1,175,000	11 Aug 2025
 25 Homestead Av Wallington	4	House	\$1,750,000	01 Jun 2025
 461-469 Wallington Rd Wallington	4	House	\$1,885,637	15 Apr 2025
 451-453 Grubb Rd Wallington	4	House	\$1,120,000	07 Mar 2025
 211-219 Rhinds Rd Wallington	4	House	\$2,325,000	15 Feb 2025
 71-79 Rhinds Rd Wallington	4	House	\$1,900,000	16 Jan 2025



**Jellis Craig Barwon Heads**

Shop 2, 68 Hitchcock Avenue, Barwon Heads, 3227  
03 9088 8968

Jellis Craig acknowledges and pays our respects to the Bunurong People, the Wadawurrung People, the Dja Dja Wurrung People and the Wurundjeri People as the Traditional Owners and original custodians of the lands on which Jellis Craig operates.



Data is current as of PDF generation date 08/01/2026

- 1 Property Data Online, updated quarterly for the past 12 months
- 2 Property Data Online, updated daily for the past 12 months
- 3 Property Data Online, updated daily for the past quarter
- 4 Jellis Craig's average inspection attendance per listing (houses) over the last 12 months, updated daily
- 5 2021 Australian Census
- 6 Property Data Online, updated daily

This publication contains data, analytics, statistics and other information supplied by PROPERTYDATAONLINE PTY LTD (PropertyData). The data provided in this publication is of a general nature and should not be construed as specific advice or relied upon in lieu of appropriate professional advice.

PropertyData relies upon data supplied by third parties and while the data is checked and reviewed, PropertyData does not warrant the accuracy or completeness of the information to the full extent permitted by the law and excludes all loss or damage howsoever arising (including through negligence) in connection with the data supplied by PropertyData. The State of Victoria owns the copyright in the Property Sales Data and reproduction of that data in any way without the consent of the State of Victoria will constitute a breach of the Copyright Act 1968 (cth). The State of Victoria does not warrant the accuracy or completeness of the Property Sales Data and any person using or relying upon such information does so on the basis that the State of Victoria accepts no responsibility or liability whatsoever for any errors, faults, defects or omissions in the information supplied.