



Wandana Heights

# Suburb Report



Your connection to property insights



**JellisCraig**

WANDANA HEIGHTS SUBURB REPORT

Median house price<sup>1</sup>

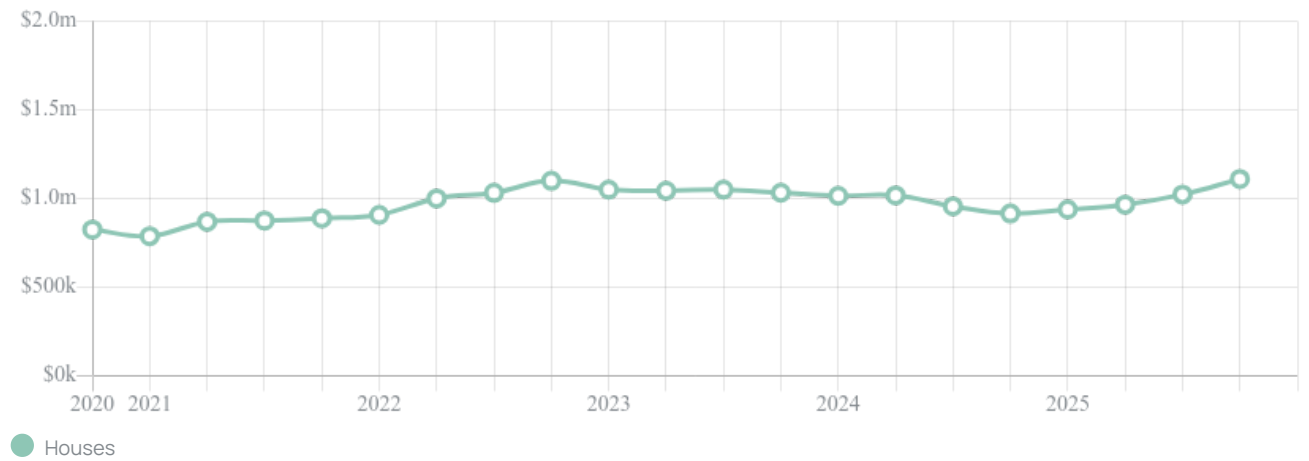
Median

\$1.11m

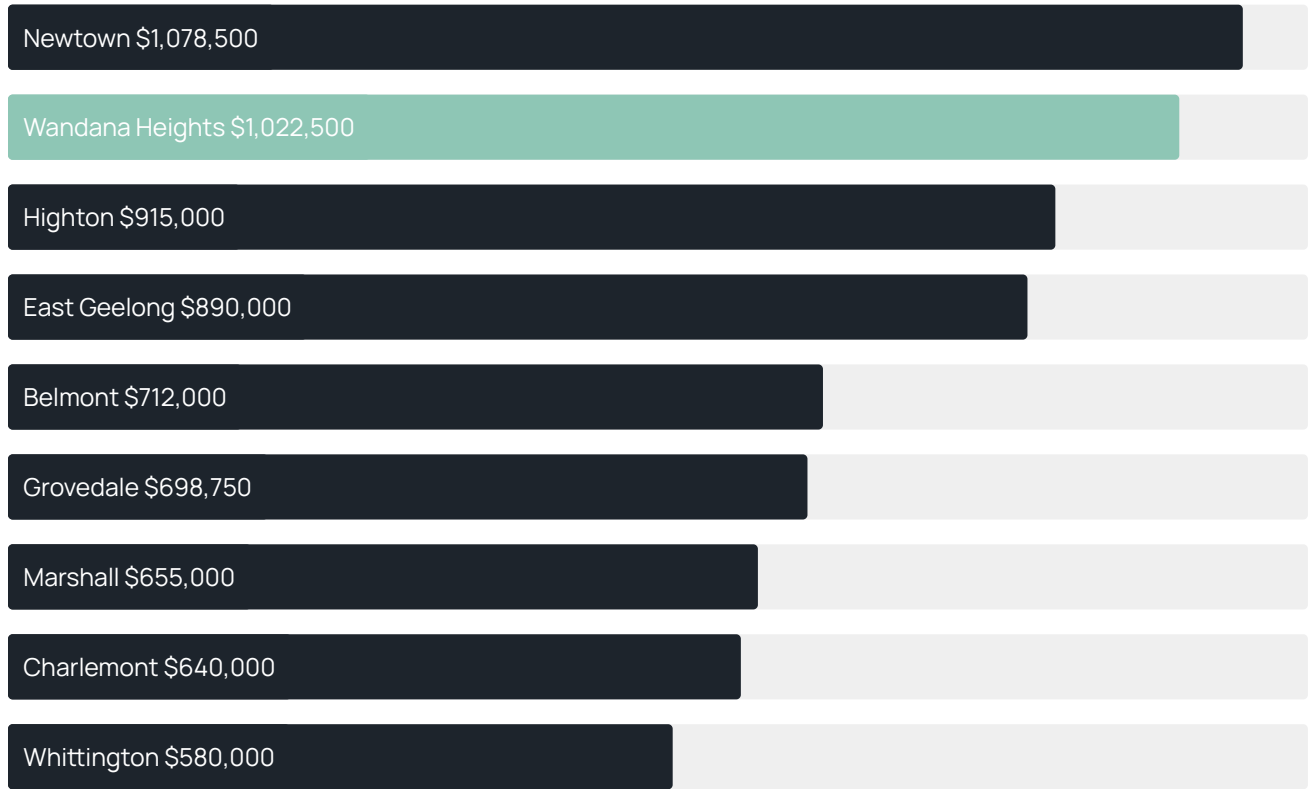
Quarterly price change

8.55% ↑

Quarterly price change<sup>1</sup>



### Median house price<sup>1</sup>



### Median unit price<sup>1</sup>



Sale method<sup>2</sup>



- Auction 10%
- Private 90%

Median days on market<sup>3</sup>

51 days

Average hold period<sup>1</sup>

7.3 years

Dwelling type<sup>5</sup>



- Houses 97%
- Units 3%

Ownership<sup>5</sup>



- Owned outright 45%
- Mortgaged 47%
- Rented 8%

Population<sup>5</sup>

2,195

Median asking rent<sup>1</sup>

\$650 per week

Median age<sup>5</sup>

41 years

Rental yield<sup>1</sup>

3.03%











Median household size<sup>5</sup>

2.9 people











WANDANA HEIGHTS SUBURB REPORT

## Recent Wandana Heights sales





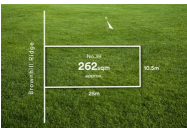





Discover a snapshot of the most recent results for this suburb, to view the full 12 months of sales history, please go to [jellisraig.com.au/suburb-reports](http://jellisraig.com.au/suburb-reports)

Address	Bedrooms	Type	Price	Sold
 23-25 Stanfield Dr Wandana Heights	3	House	\$810,000	13 Feb 2026
 23 Stanfield Dr Wandana Heights	3	House	\$810,000	13 Feb 2026
 29 Drewan Dr Wandana Heights	4	House	\$935,000	06 Feb 2026
 4 Canterbury Ct Wandana Heights	4	House	\$975,000	05 Feb 2026
 3 Nireeda Ct WANDANA HEIGHTS	4	House	\$830,000	29 Jan 2026
 13 Lapin Gr Wandana Heights	3	House	\$1,150,000	30 Dec 2025
 3/1 Wandana Dr Wandana Heights	1	Flat/Unit/Apartment	\$335,000	12 Dec 2025
 1/47 Sunderland Rd Wandana Heights	3	Flat/Unit/Apartment	\$675,000	12 Dec 2025
 9 Trafalgar Sq Wandana Heights	5	House	\$1,660,000	29 Nov 2025
 57 Wandana Dr Wandana Heights	4	House	\$1,155,000	27 Nov 2025

## WANDANA HEIGHTS SUBURB REPORT

Address	Bedrooms	Type	Price	Sold
 24 Nireeda Ct Wandana Heights	3	House	\$780,000	15 Oct 2025
 4 Samsar Pl Wandana Heights	0	Land	\$725,000	15 Oct 2025
 5 Sholden Ct Wandana Heights	5	House	\$1,120,000	13 Oct 2025
 12 Sunderland Rd Wandana Heights	3	House	\$1,000,000	10 Oct 2025
 58 Sunderland Rd WANDANA HEIGHTS	4	House	\$1,350,000	04 Oct 2025
 40 Wandana Dr Wandana Heights	3	House	\$890,000	01 Oct 2025
 21 Stanfield Dr Wandana Heights	4	House	\$1,380,000	11 Sep 2025
 108 Grosvenor Dr Wandana Heights	4	House	\$935,000	08 Sep 2025
 19 Lapin Gr Wandana Heights	4	House	\$1,185,000	01 Sep 2025
 16 Wandana Dr Wandana Heights	4	House	\$1,065,000	22 Aug 2025

## WANDANA HEIGHTS SUBURB REPORT

Address	Bedrooms	Type	Price	Sold
 101 Grosvenor Dr Wandana Heights	3	House	\$911,000	14 Aug 2025
 2A Henderson Dr Wandana Heights	4	House	\$1,850,000	13 Aug 2025
 16 Stanfield Dr Wandana Heights	4	House	\$915,000	06 Aug 2025
 9 Grosvenor Dr Wandana Heights	4	House	\$755,000	27 Jun 2025
 39 Brownhill Ridg Wandana Heights	4	House	\$1,040,000	17 Jun 2025
 60 Wandana Dr Wandana Heights	4	House	\$810,000	16 Jun 2025
 40-44 Lapin Gr Wandana Heights	5	House	\$1,212,000	11 Jun 2025
 53 Drewan Dr Wandana Heights	4	House	\$1,220,000	11 Jun 2025
 40 Lapin Gr Wandana Heights	5	House	\$1,212,000	11 Jun 2025
 5 Lapin Gr Wandana Heights	4	House	\$890,000	06 Jun 2025



**Jellis Craig Geelong**  
205 Pakington Street, Geelong West  
(03) 5222 7772

Jellis Craig acknowledges and pays our respects to the Bunurong People, the Wadawurrung People, the Dja Dja Wurrung People and the Wurundjeri People as the Traditional Owners and original custodians of the lands on which Jellis Craig operates.

---

Data is current as of PDF generation date 01/04/2026

- 1 Property Data Online, updated quarterly for the past 12 months
- 2 Property Data Online, updated daily for the past 12 months
- 3 Property Data Online, updated daily for the past quarter
- 4 Jellis Craig's average inspection attendance per listing (houses) over the last 12 months, updated daily
- 5 2021 Australian Census
- 6 Property Data Online, updated daily

This publication contains data, analytics, statistics and other information supplied by PROPERTYDATAONLINE PTY LTD (PropertyData). The data provided in this publication is of a general nature and should not be construed as specific advice or relied upon in lieu of appropriate professional advice.

PropertyData relies upon data supplied by third parties and while the data is checked and reviewed, PropertyData does not warrant the accuracy or completeness of the information to the full extent permitted by the law and excludes all loss or damage howsoever arising (including through negligence) in connection with the data supplied by PropertyData. The State of Victoria owns the copyright in the Property Sales Data and reproduction of that data in any way without the consent of the State of Victoria will constitute a breach of the Copyright Act 1968 (cth). The State of Victoria does not warrant the accuracy or completeness of the Property Sales Data and any person using or relying upon such information does so on the basis that the State of Victoria accepts no responsibility or liability whatsoever for any errors, faults, defects or omissions in the information supplied.