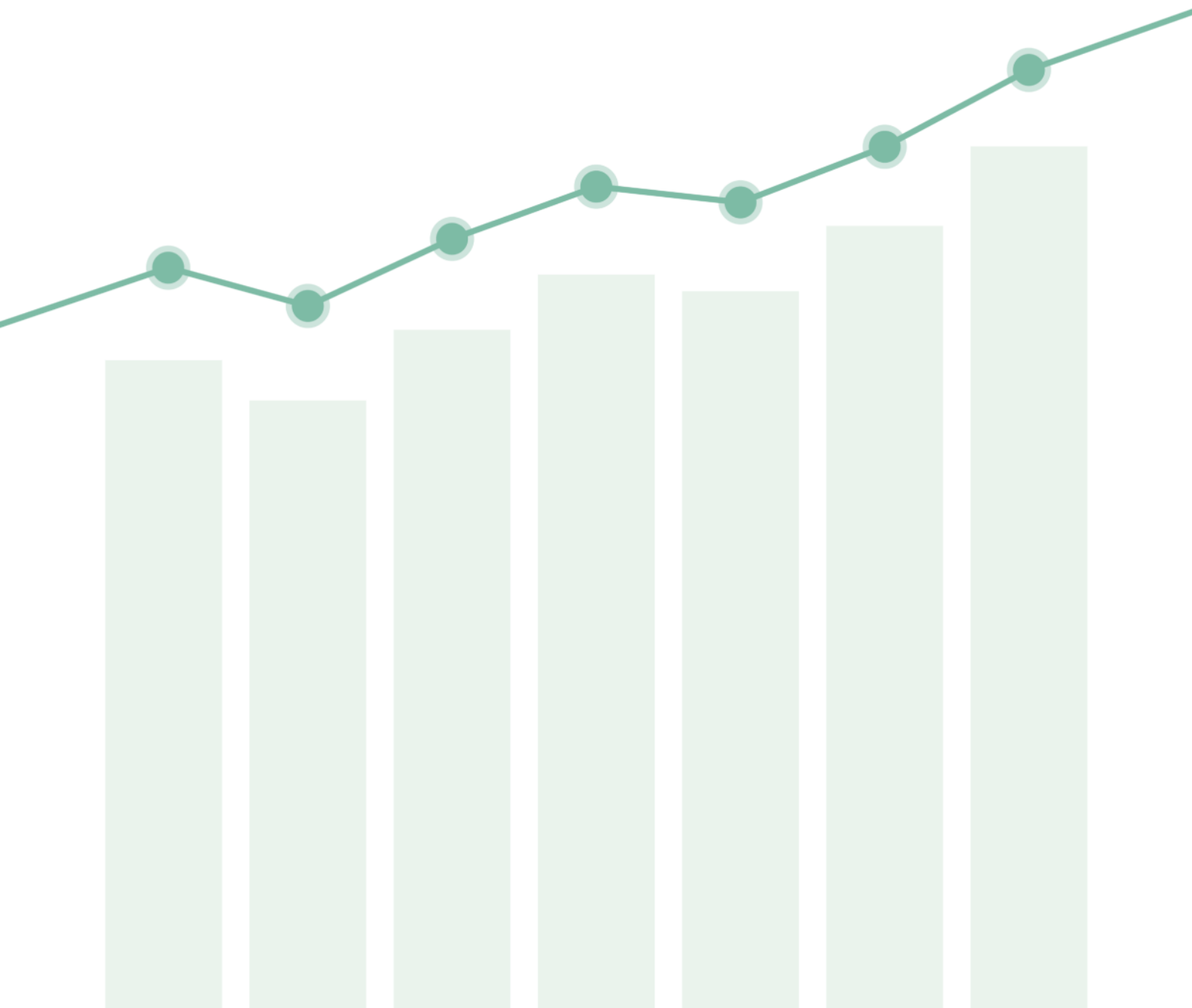


# JellisCraig

WANDIN NORTH

# Suburb Report

Know your neighbourhood.



WANDIN NORTH SUBURB REPORT

Median House Price\*

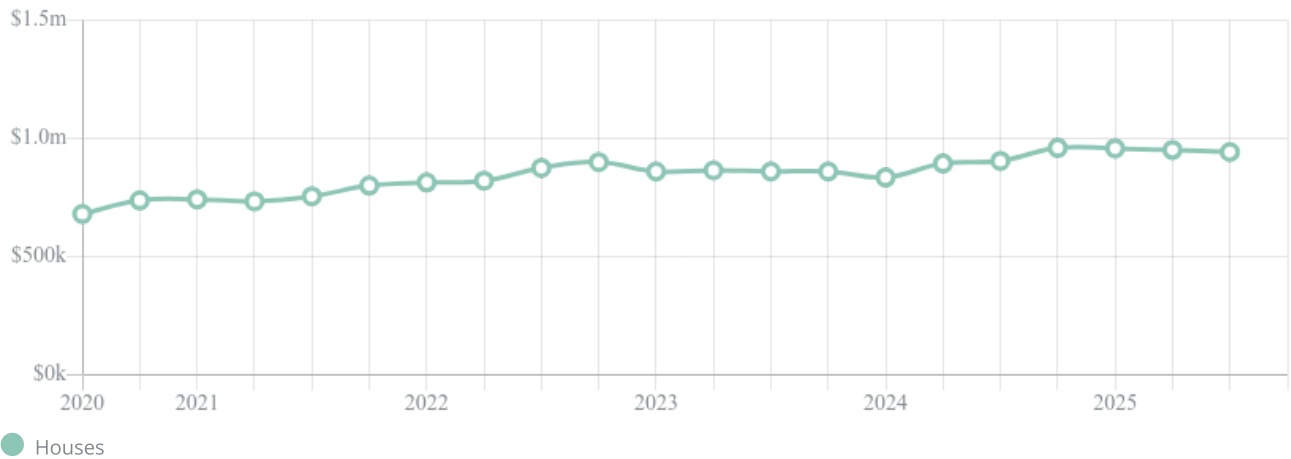
Median

\$942k

Quarterly Price Change

-0.93%↓

Quarterly Price Change\*



## WANDIN NORTH SUBURB REPORT

### Median House Sale Price<sup>\*</sup>



### Median Unit Sale Price<sup>\*</sup>



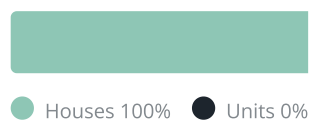
## WANDIN NORTH SUBURB REPORT

Sale Method<sup>\*</sup>Median Days on Market<sup>^</sup>

8 days

Average Hold Period<sup>\*</sup>

8.6 years

Dwelling Type<sup>^</sup>Ownership<sup>^</sup>Population<sup>^</sup>

3,132

Median Asking Rent per week<sup>\*</sup>

\$630

Population Growth<sup>^</sup>

0

Rental Yield<sup>\*</sup>

3.58%

Median Age<sup>^</sup>











39 years

Median Household Size<sup>^</sup>











2.8 people

## WANDIN NORTH SUBURB REPORT











Discover a snapshot of the most recent results for this suburb, to view the full 12 months of sales history, please go to [jellisicraig.com.au/suburbinsights](https://jellisicraig.com.au/suburbinsights)

Address	Bedrooms	Type	Price	Sold
 19a Alfred St WANDIN NORTH	5	House	\$1,280,000	16 Oct 2025
 1 Victory Av Wandin North	3	House	\$870,000	20 Sep 2025
 287 Warburton Hwy Wandin North	3	House	\$875,000	19 Sep 2025
 35 Railway Pde Wandin North	4	House	\$942,500	17 Sep 2025
 42 Hunter Rd Wandin North	3	House	\$1,250,000	09 Sep 2025
 13 Victory Av Wandin North	3	House	\$857,000	27 Aug 2025
 408 Warburton Hwy WANDIN NORTH	3	House	\$850,000	19 Aug 2025
 30a John St Wandin North	2	House	\$800,000	18 Aug 2025
 1 Meadow Ct Wandin North	3	House	\$765,000	30 Jul 2025
 45 Beenak Rd WANDIN NORTH	4	House	\$1,540,000	22 Jul 2025

## WANDIN NORTH SUBURB REPORT

Address	Bedrooms	Type	Price	Sold
 10 Greenglades Ct Wandin North	3	House	\$797,500	17 Jul 2025
 10 De Lancey Rd Wandin North	3	House	\$855,000	14 Jul 2025
 17a Alfred St WANDIN NORTH	4	House	\$1,250,000	10 Jul 2025
 7 Alfred St Wandin North	3	House	\$650,000	02 Jul 2025
 260 Victoria Rd Wandin North	4	House	\$1,922,500	30 Jun 2025
 10 Boundary Rd Wandin North	5	House	\$2,157,500	26 Jun 2025
 355A Warburton Hwy Wandin North	3	House	\$785,000	21 Jun 2025
 17 Greenglades Ct Wandin North	2	House	\$750,000	20 Jun 2025
 8 Sartina Pl Wandin North	4	House	\$982,500	13 Jun 2025
 263 Warburton Hwy Wandin North	4	House	\$715,000	29 May 2025

## WANDIN NORTH SUBURB REPORT

Address	Bedrooms	Type	Price	Sold
 256 Warburton Hwy Wandin North	5	House	\$2,920,000	27 May 2025
 4 Bellbird Pl Wandin North	4	House	\$1,306,000	30 Apr 2025
 49-51c Wellington Rd Wandin North	0	Land	\$530,000	28 Apr 2025
 19 Elsie St Wandin North	4	House	\$808,000	23 Apr 2025
 335 Warburton Hwy Wandin North	3	House	\$755,000	17 Apr 2025
 5 Stewart Av Wandin North	3	House	\$712,000	10 Apr 2025
 328 Warburton Hwy Wandin North	2	House	\$720,000	13 Mar 2025
 14 Wandin East Rd Wandin North	5	House	\$822,500	08 Mar 2025
 11 Park St Wandin North	6	House	\$1,345,000	08 Mar 2025
 253 Warburton Hwy WANDIN NORTH	3	House	\$735,000	01 Mar 2025



[jellisraig.com.au](http://jellisraig.com.au)

Data is current as of PDF generation date 01/12/2025

\* Updated Quarterly for the past 12 months

^ Updated daily for the past quarter

~ Updated daily: 33 recent results.

This publication contains data, analytics, statistics and other information supplied by PROPERTYDATAONLINE PTY LTD (PropertyData). The data provided in this publication is of a general nature and should not be construed as specific advice or relied upon in lieu of appropriate professional advice.

PropertyData relies upon data supplied by third parties and while the data is checked and reviewed, PropertyData does not warrant the accuracy or completeness of the information to the full extent permitted by the law and excludes all loss or damage howsoever arising (including through negligence) in connection with the data supplied by PropertyData. The State of Victoria owns the copyright in the Property Sales Data and reproduction of that data in any way without the consent of the State of Victoria will constitute a breach of the Copyright Act 1968 (cth). The State of Victoria does not warrant the accuracy or completeness of the Property Sales Data and any person using or relying upon such information does so on the basis that the State of Victoria accepts no responsibility or liability whatsoever for any errors, faults, defects or omissions in the information supplied.