



Wandin North

Suburb Report



Your connection to property insights



JellisCraig

WANDIN NORTH SUBURB REPORT

Median house price¹

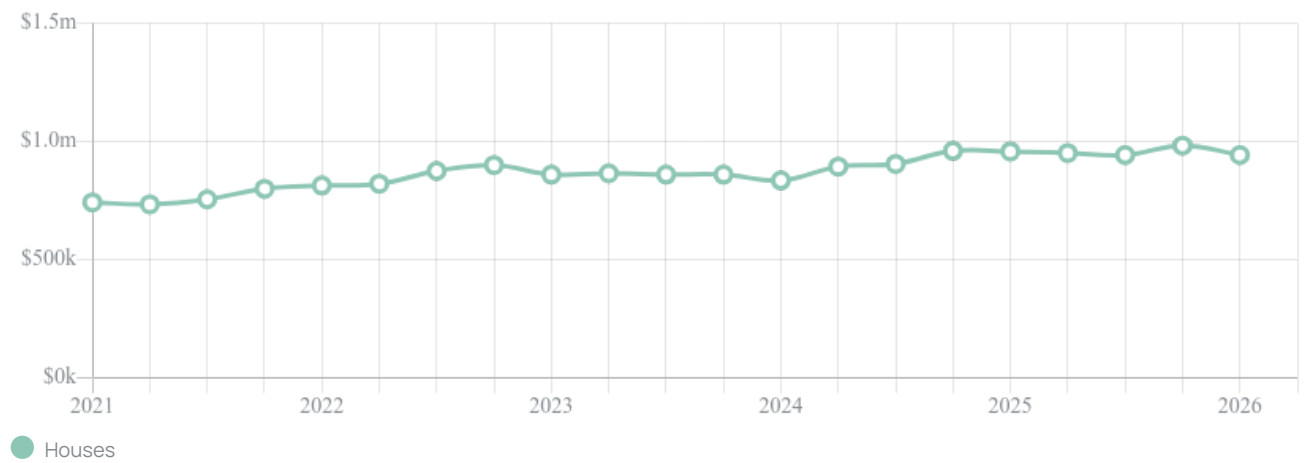
Median

\$943k

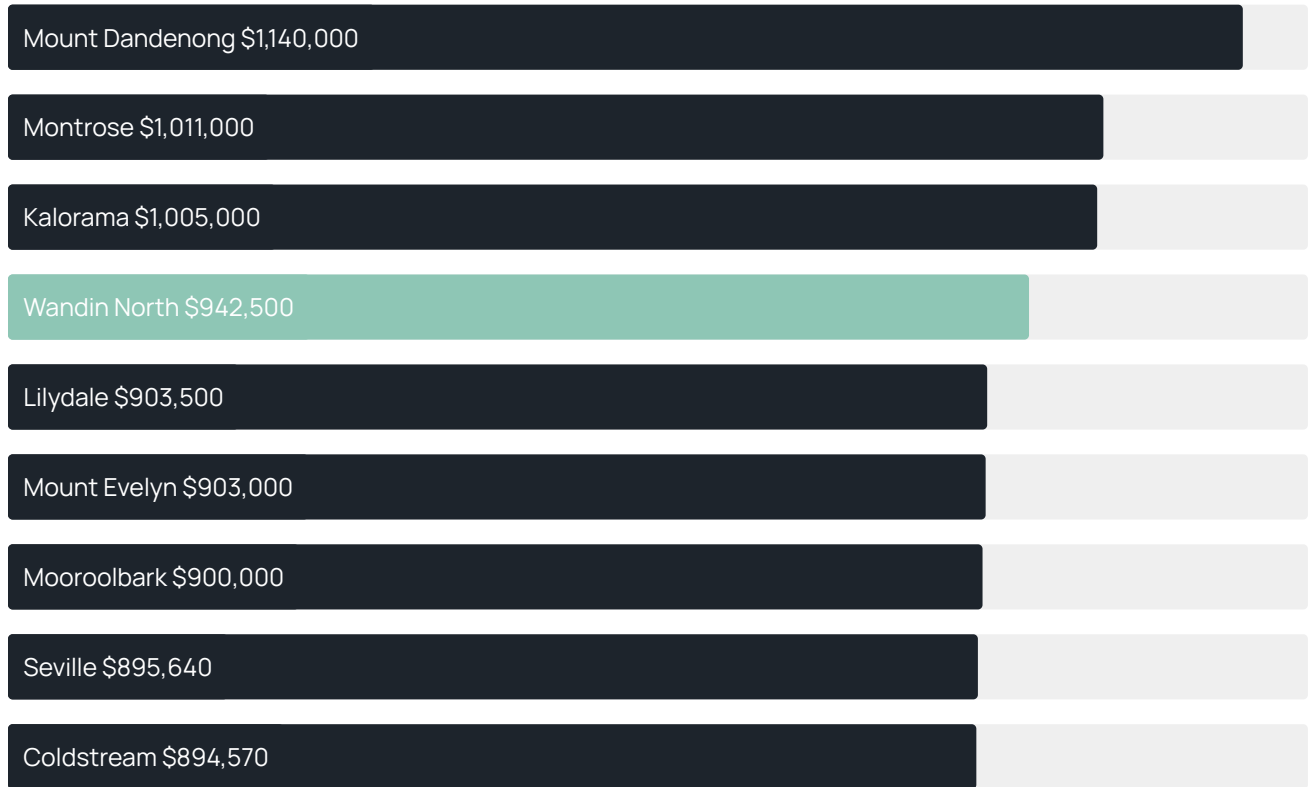
Quarterly price change

-4.07% ↓

Quarterly price change¹



Median house price¹



Median unit price¹



Sale method²



● Private 100%

Average hold period¹

8.6 years

Dwelling type⁵



● Houses 100% ● Units 0%

Ownership⁵



● Owned outright 39% ● Mortgaged 55% ● Rented 6%

Population⁵

3,132

Median asking rent¹

\$688 per week

Population growth⁵

0

Rental yield¹

3.58%

Median age⁵

39 years











Median household size⁵

2.8 people











WANDIN NORTH SUBURB REPORT

Recent Wandin North sales











Discover a snapshot of the most recent results for this suburb, to view the full 12 months of sales history, please go to jellisraig.com.au/suburb-reports

Address	Bedrooms	Type	Price	Sold
 414 Warburton Hwy Wandin North	2	House	\$720,000	13 Apr 2026
 11B Bailey Gr Wandin North	0	Land	\$445,000	29 Mar 2026
 3 Morris Ct Wandin North	4	House	\$1,060,000	19 Mar 2026
 316 Warburton Hwy Wandin North	4	House	\$810,000	02 Mar 2026
 15 George St Wandin North	3	House	\$823,000	11 Feb 2026
 350 Clegg Rd Wandin North	3	House	\$798,000	20 Jan 2026
 6 Victoria St Wandin North	3	House	\$1,800,000	15 Jan 2026
 9 Elsie St Wandin North	4	House	\$1,100,000	05 Jan 2026
 18 Beenak Rd Wandin North	5	House	\$1,250,000	31 Dec 2025
 5 Darinda Av WANDIN NORTH	5	House	\$1,075,000	17 Dec 2025

WANDIN NORTH SUBURB REPORT

Address	Bedrooms	Type	Price	Sold
 339 Clegg Rd Wandin North	4	House	\$1,300,000	15 Dec 2025
 335 Clegg Rd Wandin North	5	House	\$1,400,000	15 Dec 2025
 9 Victoria St Wandin North	4	House	\$1,480,000	06 Dec 2025
 11 Imperial Av Wandin North	4	House	\$1,030,000	24 Nov 2025
 339 Warburton Hwy Wandin North	2	House	\$842,000	21 Nov 2025
 27 Edward Rd Wandin North	2	Flat	\$1,251,700	31 Oct 2025
 34 Galera Ct Wandin North	5	House	\$1,125,000	20 Oct 2025
 19a Alfred St WANDIN NORTH	5	House	\$1,280,000	16 Oct 2025
 16 Sirocco Ct Wandin North	4	House	\$1,020,000	13 Oct 2025
 4 Alfred St Wandin North	4	House	\$900,000	09 Oct 2025

WANDIN NORTH SUBURB REPORT

Address	Bedrooms	Type	Price	Sold
 1 Victory Av Wandin North	3	House	\$870,000	20 Sep 2025
 287 Warburton Hwy Wandin North	3	House	\$875,000	19 Sep 2025
 35 Railway Pde Wandin North	4	House	\$942,500	17 Sep 2025
 42 Hunter Rd Wandin North	3	House	\$1,250,000	09 Sep 2025
 13 Victory Av Wandin North	3	House	\$857,000	27 Aug 2025
 408 Warburton Hwy WANDIN NORTH	3	House	\$850,000	19 Aug 2025
 30a John St Wandin North	2	House	\$800,000	18 Aug 2025
 1 Meadow Ct Wandin North	3	House	\$765,000	30 Jul 2025
 45 Beenak Rd WANDIN NORTH	4	House	\$1,540,000	22 Jul 2025
 10 Greenglades Ct Wandin North	3	House	\$797,500	17 Jul 2025



Jellis Craig acknowledges and pays our respects to the Bunurong People, the Wadawurrung People, the Dja Dja Wurrung People and the Wurundjeri People as the Traditional Owners and original custodians of the lands on which Jellis Craig operates.

Data is current as of PDF generation date 01/05/2026

- 1 Property Data Online, updated quarterly for the past 12 months
- 2 Property Data Online, updated daily for the past 12 months
- 3 Property Data Online, updated daily for the past quarter
- 4 Jellis Craig's average inspection attendance per listing (houses) over the last 12 months, updated daily
- 5 2021 Australian Census
- 6 Property Data Online, updated daily

This publication contains data, analytics, statistics and other information supplied by PROPERTYDATAONLINE PTY LTD (PropertyData). The data provided in this publication is of a general nature and should not be construed as specific advice or relied upon in lieu of appropriate professional advice.

PropertyData relies upon data supplied by third parties and while the data is checked and reviewed, PropertyData does not warrant the accuracy or completeness of the information to the full extent permitted by the law and excludes all loss or damage howsoever arising (including through negligence) in connection with the data supplied by PropertyData. The State of Victoria owns the copyright in the Property Sales Data and reproduction of that data in any way without the consent of the State of Victoria will constitute a breach of the Copyright Act 1968 (cth). The State of Victoria does not warrant the accuracy or completeness of the Property Sales Data and any person using or relying upon such information does so on the basis that the State of Victoria accepts no responsibility or liability whatsoever for any errors, faults, defects or omissions in the information supplied.