



Warrandyte South Suburb Report

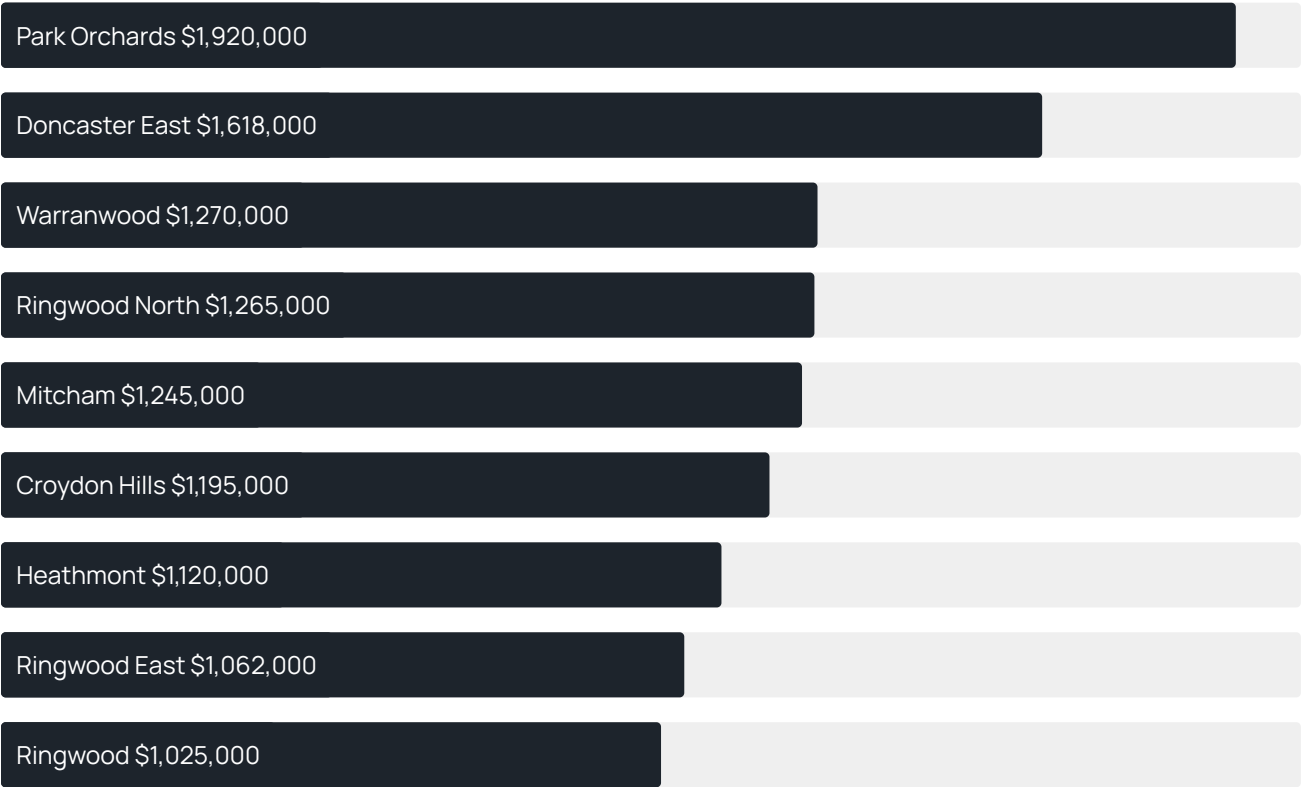


Your connection to property insights



JellisCraig

Median house price¹



Median unit price¹



Sale method²

● Private 100%

Jellis Craig average inspection attendance per listing⁴
groups

Average hold period¹
4.8 years

Dwelling type⁵

● Houses 100% ● Units 0%

Ownership⁵

● Owned outright 48% ● Mortgaged 50% ● Rented 3%

Population⁵

671

Median asking rent¹

\$750 per week

Population growth⁵

0.00%

Rental yield¹

2.38%

Median age⁵

45 years









Median household size⁵

3.3 people

WARRANDYTE SOUTH SUBURB REPORT

Recent Warrandyte South sales

Discover a snapshot of the most recent results for this suburb, to view the full 12 months of sales history, please go to jellisicraig.com.au/suburb-reports

Address	Bedrooms	Type	Price	Sold
 17-19 Delatite Ct Warrandyte South	6	House	\$2,170,000	04 Dec 2025
 5 Fasan Rise Warrandyte South	4	House	\$2,430,000	30 Nov 2025
 7 Fadaro Cr Warrandyte South	5	House	\$3,015,000	23 Oct 2025
 101 Brysons Rd Warrandyte South	4	House	\$1,300,000	24 Jun 2025
 54-56 Anzac Rd WARRANDYTE SOUTH	4	House	\$2,627,000	12 Jun 2025
 113 Hall Rd Warrandyte South	5	House	\$2,500,000	24 May 2025
 563 Ringwood Warrandyte Rd Warrandyte South	4	House	\$2,420,000	19 Mar 2025
 35 Hillcrest Rd Warrandyte South	3	House	\$2,050,000	12 Feb 2025



Jellis Craig Doncaster

Level 1/1006 Doncaster Road, Doncaster
03 8841 4888

Jellis Craig acknowledges and pays our respects to the Bunurong People, the Wadawurrung People, the Dja Dja Wurrung People and the Wurundjeri People as the Traditional Owners and original custodians of the lands on which Jellis Craig operates.

Data is current as of PDF generation date 01/02/2026

1 Property Data Online, updated quarterly for the past 12 months

2 Property Data Online, updated daily for the past 12 months

3 Property Data Online, updated daily for the past quarter

4 Jellis Craig's average inspection attendance per listing (houses) over the last 12 months, updated daily

5 2021 Australian Census

6 Property Data Online, updated daily

This publication contains data, analytics, statistics and other information supplied by PROPERTYDATAONLINE PTY LTD (PropertyData). The data provided in this publication is of a general nature and should not be construed as specific advice or relied upon in lieu of appropriate professional advice.

PropertyData relies upon data supplied by third parties and while the data is checked and reviewed, PropertyData does not warrant the accuracy or completeness of the information to the full extent permitted by the law and excludes all loss or damage howsoever arising (including through negligence) in connection with the data supplied by PropertyData. The State of Victoria owns the copyright in the Property Sales Data and reproduction of that data in any way without the consent of the State of Victoria will constitute a breach of the Copyright Act 1968 (cth). The State of Victoria does not warrant the accuracy or completeness of the Property Sales Data and any person using or relying upon such information does so on the basis that the State of Victoria accepts no responsibility or liability whatsoever for any errors, faults, defects or omissions in the information supplied.