



Warranwood

# Suburb Report



Your connection to property insights



**JellisCraig**

WARRANWOOD SUBURB REPORT

Median house price<sup>1</sup>

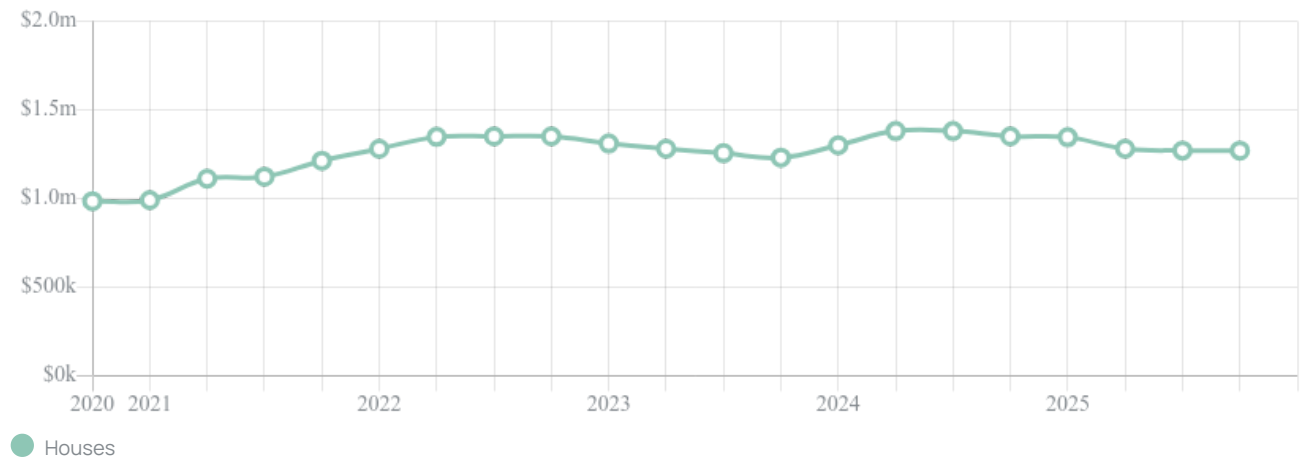
Median

\$1.27m

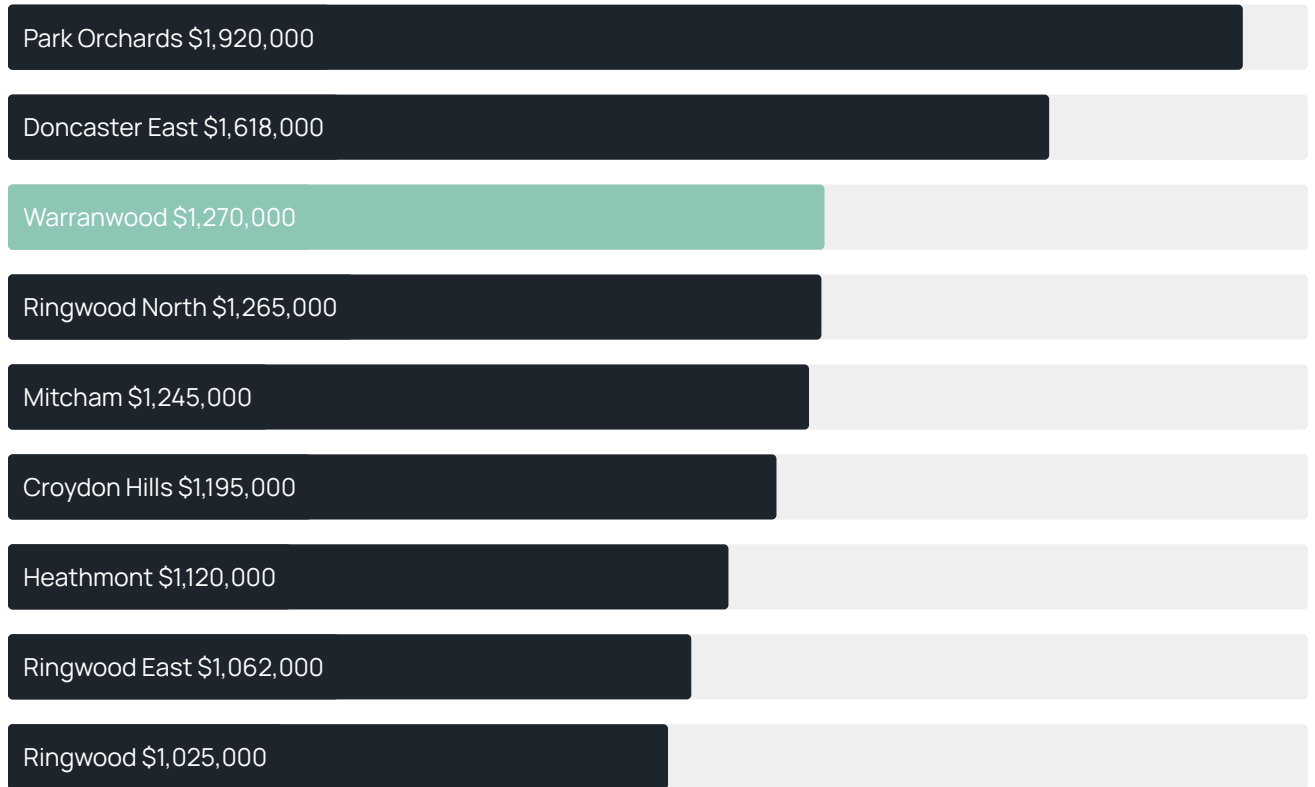
Quarterly price change

0.00% ↓

Quarterly price change<sup>1</sup>



### Median house price<sup>1</sup>



### Median unit price<sup>1</sup>



Sale method<sup>2</sup>



● Auction 8%  
● Private 92%

Auction clearance rate<sup>3</sup>

100%

Median days on market<sup>3</sup>

29 days

Jellis Craig average inspection attendance per listing<sup>4</sup>

29 groups

Average hold period<sup>1</sup>

8.8 years

Dwelling type<sup>5</sup>



● Houses 98% ● Units 2%

Ownership<sup>5</sup>



● Owned outright 39% ● Mortgaged 53% ● Rented 8%

Population<sup>5</sup>

4,820

Median asking rent<sup>1</sup>

\$805 per week

Population growth<sup>5</sup>

0.27%

Rental yield<sup>1</sup>

2.46%

Median age<sup>5</sup>

41 years











Median household size<sup>5</sup>

3.1 people











## WARRANWOOD SUBURB REPORT

### Recent Warranwood sales











Discover a snapshot of the most recent results for this suburb, to view the full 12 months of sales history, please go to [jellisCraig.com.au/suburb-reports](http://jellisCraig.com.au/suburb-reports)

Address	Bedrooms	Type	Price	Sold
 38 Tanbridge Way Warranwood	3	House	\$970,000	28 Mar 2026
 34 Wellington Park Dr Warranwood	4	House	\$1,285,000	26 Mar 2026
 1/44 Warranwood Rd Warranwood	3	Unit	\$795,000	24 Mar 2026
 1 Hill Ct Warranwood	5	House	\$1,523,000	03 Mar 2026
 6 Brookfield Pl Warranwood	4	House	\$1,300,000	12 Feb 2026
 2/191 Wonga Rd Warranwood	3	Unit	\$742,000	06 Feb 2026
 193 Wonga Rd Warranwood	5	House	\$1,280,000	03 Feb 2026
 37 Bemboka Rd Warranwood	4	House	\$1,280,000	28 Jan 2026
 10 Hexham St Warranwood	4	House	\$1,520,000	27 Jan 2026
 4 Alexander Ct Warranwood	4	House	\$1,356,000	21 Jan 2026

## WARRANWOOD SUBURB REPORT

Address	Bedrooms	Type	Price	Sold
 11 Bridget Ct Warranwood	5	House	\$1,437,500	07 Jan 2026
 2 Eden Valley Rd Warranwood	4	House	\$1,203,000	05 Dec 2025
 321 Wonga Rd Warranwood	4	House	\$1,200,000	02 Dec 2025
 5 Alexander Ct Warranwood	3	House	\$1,180,000	01 Dec 2025
 7 Clearwood Cl Warranwood	6	House	\$490,120	29 Nov 2025
 16 Penshurst Pl Warranwood	3	House	\$1,112,000	28 Nov 2025
 325 Wonga Rd Warranwood	5	House	\$1,200,000	26 Nov 2025
 10 Landau Dr Warranwood	5	House	\$1,170,000	17 Nov 2025
 10 Sorrel Cr Warranwood	4	House	\$1,276,000	13 Nov 2025
 17 Hexham St Warranwood	4	House	\$1,350,000	13 Nov 2025

## WARRANWOOD SUBURB REPORT

Address	Bedrooms	Type	Price	Sold
 20 Omeo Pde Warranwood	4	House	\$1,260,000	10 Nov 2025
 35 Bridget Ct WARRANWOOD	4	House	\$2,350,000	09 Nov 2025
 1 Wisteria Way Warranwood	4	House	\$2,142,000	05 Nov 2025
 6/191 Wonga Rd Warranwood	2	Flat/Unit/Apartment	\$670,000	29 Oct 2025
 8 Wandarra Way Warranwood	4	House	\$1,320,000	22 Oct 2025
 8 Warranwood Rd Warranwood	4	House	\$1,350,000	20 Oct 2025
 3/189a Wonga Rd Warranwood	3	Townhouse	\$935,000	13 Oct 2025
 10/22 Warranwood Rd Warranwood	3	Strata Unit/Flat	\$1,021,000	09 Oct 2025
 30 Braden Brae Dr WARRANWOOD	5	House	\$1,585,000	05 Oct 2025
 2 Vanessa Ct Warranwood	5	House	\$1,350,000	04 Oct 2025



**Jellis Craig Ringwood**  
90 Maroondah Hwy, Ringwood  
03 9870 6211

Jellis Craig acknowledges and pays our respects to the Bunurong People, the Wadawurrung People, the Dja Dja Wurrung People and the Wurundjeri People as the Traditional Owners and original custodians of the lands on which Jellis Craig operates.

---

Data is current as of PDF generation date 01/04/2026

- 1 Property Data Online, updated quarterly for the past 12 months
- 2 Property Data Online, updated daily for the past 12 months
- 3 Property Data Online, updated daily for the past quarter
- 4 Jellis Craig's average inspection attendance per listing (houses) over the last 12 months, updated daily
- 5 2021 Australian Census
- 6 Property Data Online, updated daily

This publication contains data, analytics, statistics and other information supplied by PROPERTYDATAONLINE PTY LTD (PropertyData). The data provided in this publication is of a general nature and should not be construed as specific advice or relied upon in lieu of appropriate professional advice.

PropertyData relies upon data supplied by third parties and while the data is checked and reviewed, PropertyData does not warrant the accuracy or completeness of the information to the full extent permitted by the law and excludes all loss or damage howsoever arising (including through negligence) in connection with the data supplied by PropertyData. The State of Victoria owns the copyright in the Property Sales Data and reproduction of that data in any way without the consent of the State of Victoria will constitute a breach of the Copyright Act 1968 (cth). The State of Victoria does not warrant the accuracy or completeness of the Property Sales Data and any person using or relying upon such information does so on the basis that the State of Victoria accepts no responsibility or liability whatsoever for any errors, faults, defects or omissions in the information supplied.