



Waurn Ponds

# Suburb Report



Your connection to property insights



**JellisCraig**

WAURN PONDS SUBURB REPORT

Median house price<sup>1</sup>

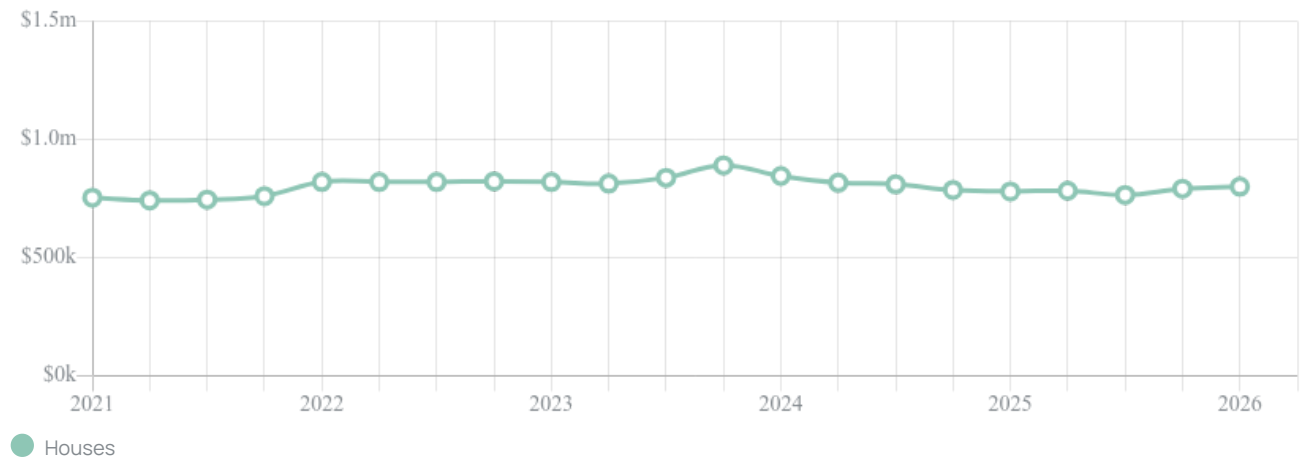
Median

\$800k

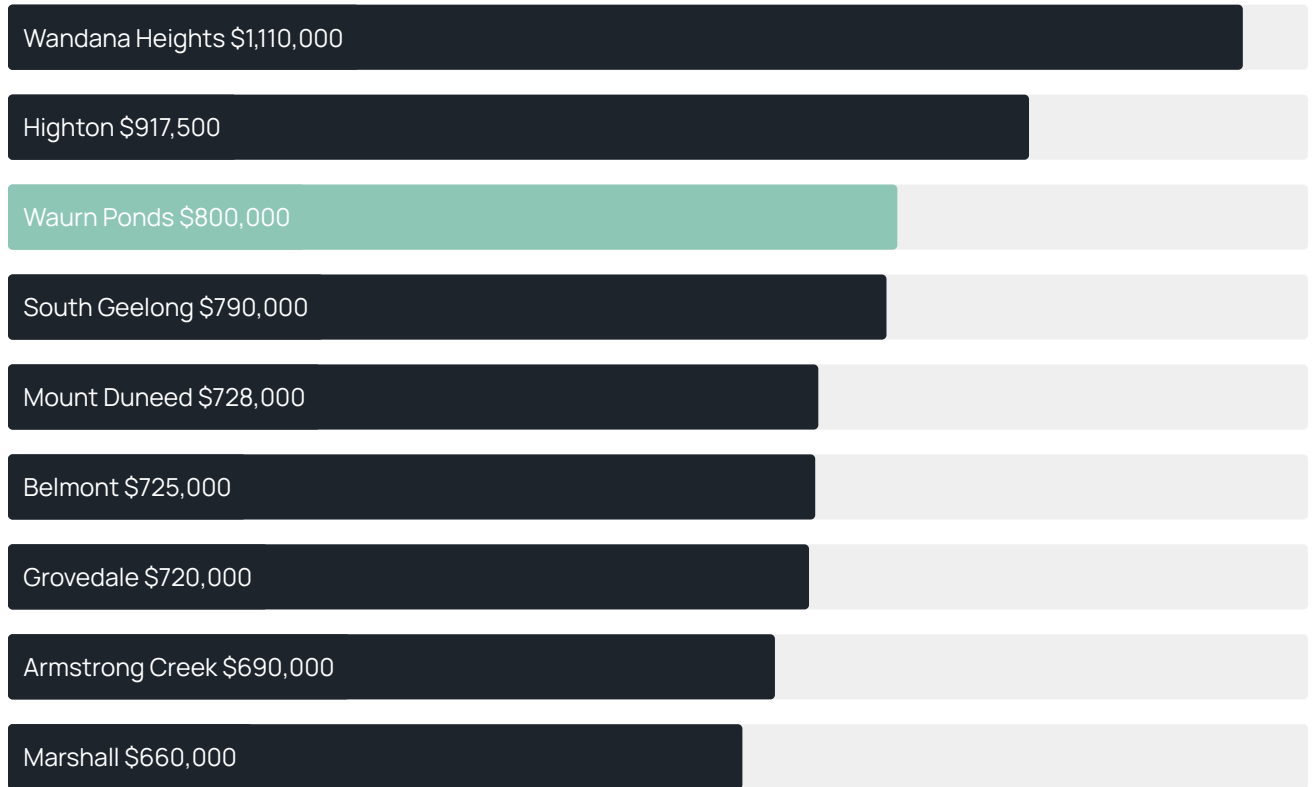
Quarterly price change

1.13% ↑

Quarterly price change<sup>1</sup>



### Median house price<sup>1</sup>



### Median unit price<sup>1</sup>



Sale method<sup>2</sup>



● Auction 11%  
● Private 89%

Auction clearance rate<sup>3</sup>

100%

Median days on market<sup>3</sup>

28 days

Average hold period<sup>1</sup>

9.0 years

Dwelling type<sup>5</sup>



● Houses 98% ● Units 2%

Ownership<sup>5</sup>



● Owned outright 36% ● Mortgaged 46% ● Rented 17%

Population<sup>5</sup>

4,956

Median asking rent<sup>1</sup>

\$570 per week

Median age<sup>5</sup>

27 years

Rental yield<sup>1</sup>

3.41%











Median household size<sup>5</sup>

3 people











WAURN PONDS SUBURB REPORT

## Recent Waurn Ponds sales











Discover a snapshot of the most recent results for this suburb, to view the full 12 months of sales history, please go to [jellisraig.com.au/suburb-reports](http://jellisraig.com.au/suburb-reports)

Address	Bedrooms	Type	Price	Sold
 37 Willesden Dr Waurn Ponds	4	House	\$865,000	10 Jun 2026
 96 Rossack Dr Waurn Ponds	4	House	\$840,000	03 Jun 2026
 21 Malbec Loop Waurn Ponds	3	House	\$735,000	25 May 2026
 48 Burgundy Dr Waurn Ponds	4	House	\$1,113,000	09 May 2026
 17 Merlot St Waurn Ponds	5	House	\$985,000	24 Apr 2026
 41 Tannin Way Waurn Ponds	4	House	\$835,000	22 Apr 2026
 3 Tannin Way Waurn Ponds	4	House	\$993,000	14 Apr 2026
 38 Shiraz Dr Waurn Ponds	4	House	\$820,000	20 Mar 2026
 20 Banrock Ct Waurn Ponds	3	House	\$425,000	18 Mar 2026
 2 Reward Ct Waurn Ponds	4	House	\$810,000	18 Mar 2026

## WAURN PONDS SUBURB REPORT

Address	Bedrooms	Type	Price	Sold
 31 Merlot St WAURN PONDS	4	House	\$848,000	17 Mar 2026
 17 Danaher Av Waurnd Ponds	4	House	\$840,000	01 Mar 2026
 1-2 Hoop Ct Waurnd Ponds	3	House	\$720,000	23 Feb 2026
 1 Hoop Ct Waurnd Ponds	3	House	\$720,000	23 Feb 2026
 28 Bodega St Waurnd Ponds	4	House	\$670,000	22 Feb 2026
 6 Ironbark St Waurnd Ponds	4	House	\$735,000	18 Feb 2026
 1/68 Rossack Dr Waurnd Ponds	2	Unit	\$517,000	06 Feb 2026
 66 Ghazeepore Rd Waurnd Ponds	4	House	\$775,000	22 Jan 2026
 25 Viogner Pl Waurnd Ponds	5	House	\$820,000	14 Jan 2026
 3 Danaher Av Waurnd Ponds	4	House	\$865,000	30 Dec 2025

## WAURN PONDS SUBURB REPORT

Address	Bedrooms	Type	Price	Sold
 5 Danaher Av Waurnd Ponds	4	House	\$870,000	24 Dec 2025
 28 Shiraz Dr Waurnd Ponds	4	House	\$849,000	23 Dec 2025
 16 Acacia La Waurnd Ponds	4	House	\$1,028,000	20 Dec 2025
 32 Tannin Way Waurnd Ponds	4	House	\$860,000	17 Dec 2025
 41 Burgundy Dr Waurnd Ponds	4	House	\$900,000	12 Dec 2025
 29 Ironbark St Waurnd Ponds	3	House	\$825,000	10 Dec 2025
 2 Muscat Pl Waurnd Ponds	3	House	\$697,500	10 Dec 2025
 102 Rossack Dr Waurnd Ponds	3	House	\$745,000	05 Dec 2025
 73 Ironbark St WAURN PONDS	3	House	\$820,000	05 Dec 2025
 17 Malbec Loop Waurnd Ponds	4	House	\$790,000	05 Dec 2025



**Jellis Craig Geelong**  
205 Pakington Street, Geelong West  
(03) 5222 7772

Jellis Craig acknowledges and pays our respects to the Bunurong People, the Wadawurrung People, the Dja Dja Wurrung People and the Wurundjeri People as the Traditional Owners and original custodians of the lands on which Jellis Craig operates.

---

Data is current as of PDF generation date 01/07/2026

- 1 Property Data Online, updated quarterly for the past 12 months
- 2 Property Data Online, updated daily for the past 12 months
- 3 Property Data Online, updated daily for the past quarter
- 4 Jellis Craig's average inspection attendance per listing (houses) over the last 12 months, updated daily
- 5 2021 Australian Census
- 6 Property Data Online, updated daily

This publication contains data, analytics, statistics and other information supplied by PROPERTYDATAONLINE PTY LTD (PropertyData). The data provided in this publication is of a general nature and should not be construed as specific advice or relied upon in lieu of appropriate professional advice.

PropertyData relies upon data supplied by third parties and while the data is checked and reviewed, PropertyData does not warrant the accuracy or completeness of the information to the full extent permitted by the law and excludes all loss or damage howsoever arising (including through negligence) in connection with the data supplied by PropertyData. The State of Victoria owns the copyright in the Property Sales Data and reproduction of that data in any way without the consent of the State of Victoria will constitute a breach of the Copyright Act 1968 (cth). The State of Victoria does not warrant the accuracy or completeness of the Property Sales Data and any person using or relying upon such information does so on the basis that the State of Victoria accepts no responsibility or liability whatsoever for any errors, faults, defects or omissions in the information supplied.