



West Footscray

Suburb Report



Your connection to property insights



JellisCraig

WEST FOOTSCRAY SUBURB REPORT

Median house price¹

Median

\$951k

Quarterly price change

1.38% ↑

Median unit price¹

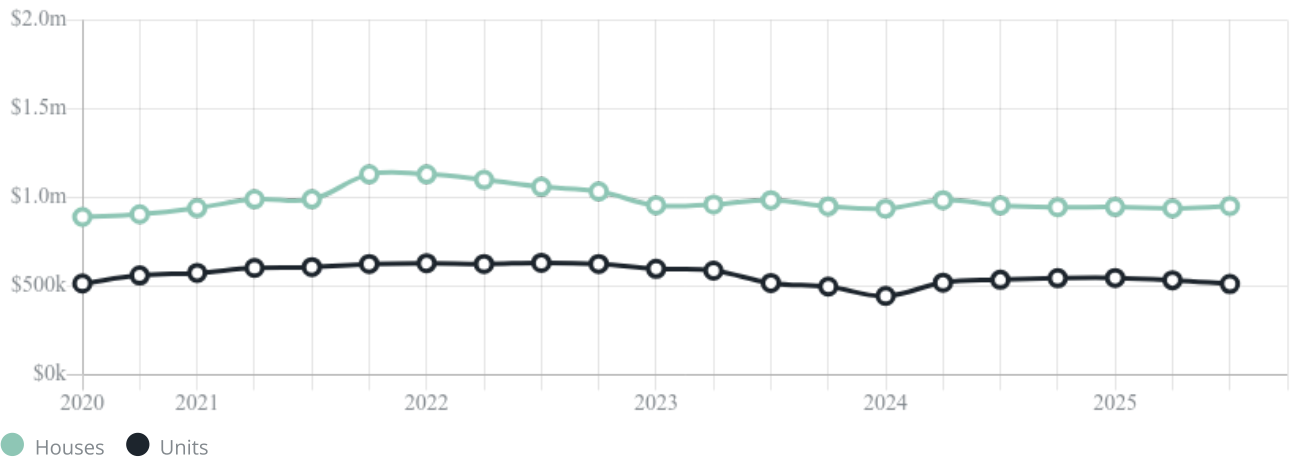
Median

\$513k

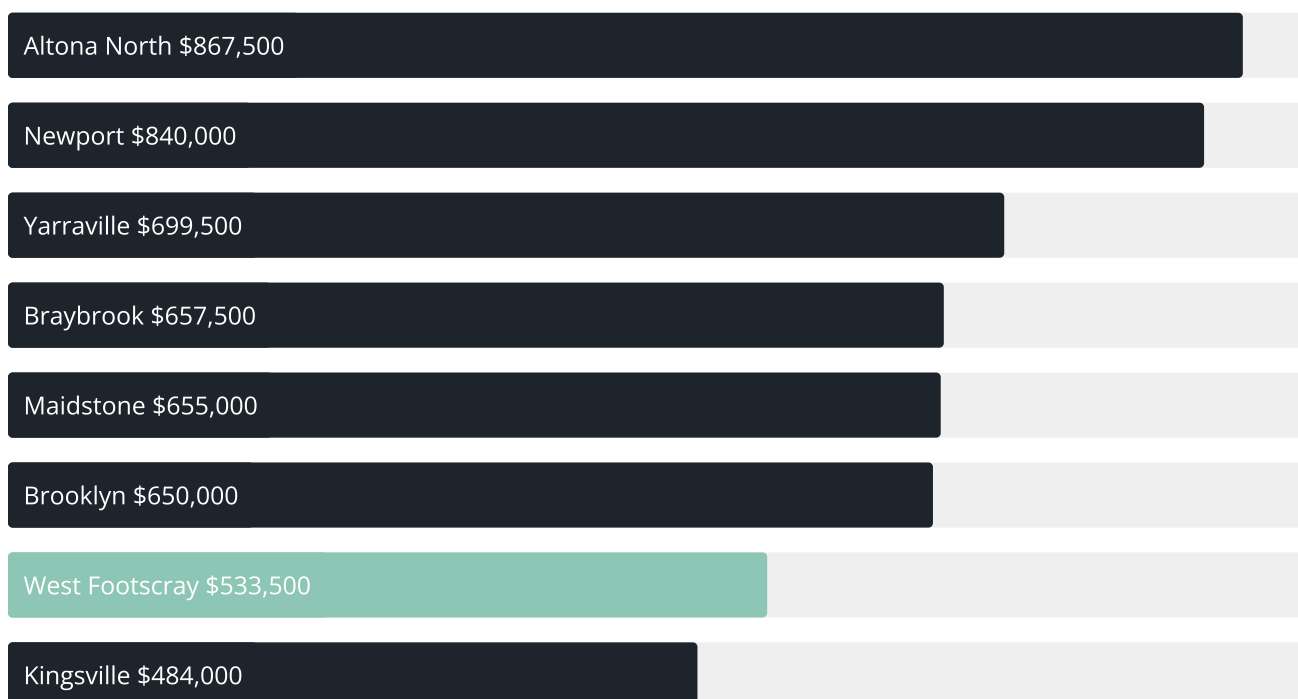
Quarterly price change

-3.93% ↓

Quarterly price change¹



WEST FOOTSCRAY SUBURB REPORT

Median house price¹Median unit price¹

Sale method²Auction clearance rate³

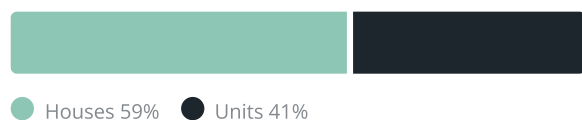
75.68%

Median days on market³

25 days

Average hold period¹

8.0 years

Dwelling type⁵Ownership⁵Population⁵

11,729

Median asking rent¹

\$605 per week

Population growth⁵

2.44%

Rental yield¹

3.13%

Median age⁵

35 years











Median household size⁵

2.4 people











WEST FOOTSCRAY SUBURB REPORT

Recent West Footscray sales











Discover a snapshot of the most recent results for this suburb, to view the full 12 months of sales history, please go to jellisraig.com.au/suburb-reports

Address	Bedrooms	Type	Price	Sold
 205/372-374 Geelong Rd West Footscray	2	Apartment	\$375,000	02 Jan 2026
 105-107 Stanhope St West Footscray	3	House	\$3,200,000	21 Dec 2025
 6/8 Margot St West Footscray	2	Unit	\$605,000	20 Dec 2025
 9 Stonemark Ct West Footscray	3	House	\$1,040,000	20 Dec 2025
 2b Vine St West Footscray	2	Townhouse	\$682,000	18 Dec 2025
 8/35 Elphinstone St West Footscray	2	Unit	\$597,000	16 Dec 2025
 19 Dempster St West Footscray	3	House	\$757,500	16 Dec 2025
 2 Graham St West Footscray	2	House	\$970,000	15 Dec 2025
 1/17 Dove St WEST FOOTSCRAY	2	Townhouse	\$750,000	13 Dec 2025
 61 Cala St West Footscray	3	House	\$842,000	13 Dec 2025

WEST FOOTSCRAY SUBURB REPORT

Address	Bedrooms	Type	Price	Sold
 22 Dove St West Footscray	3	House	\$975,000	13 Dec 2025
 11/10 Carmichael St West Footscray	2	Apartment	\$385,000	10 Dec 2025
 9 Oxford St West Footscray	3	House	\$1,120,000	06 Dec 2025
 19/146 Rupert St West Footscray	2	Apartment	\$343,000	06 Dec 2025
 22 Wellington St West Footscray	3	House	\$800,000	06 Dec 2025
 5 Molesworth Ct West Footscray	4	House	\$1,540,000	06 Dec 2025
 3/3 Hampton Pde West Footscray	2	Unit	\$367,000	04 Dec 2025
 16 Sredna St West Footscray	5	House	\$1,050,000	02 Dec 2025
 4/34 Waiora Pde West Footscray	2	Villa	\$475,000	02 Dec 2025
 1b Glamis Rd West Footscray	3	Townhouse	\$870,000	25 Nov 2025

WEST FOOTSCRAY SUBURB REPORT

Address	Bedrooms	Type	Price	Sold
 11 Gwelo St West Footscray	3	House	\$1,085,000	25 Nov 2025
 1/707 Barkly St West Footscray	1	Apartment	\$360,000	25 Nov 2025
 20b Clarendon Pde West Footscray	2	Townhouse	\$829,000	24 Nov 2025
 36 Napoleon St West Footscray	3	House	\$1,090,000	22 Nov 2025
 1a Hatfield Ct West Footscray	3	House	\$750,000	22 Nov 2025
 204/699c Barkly St West Footscray	1	Unit	\$350,000	22 Nov 2025
 27 Park Av West Footscray	3	House	\$730,000	19 Nov 2025
 17 Indwe St West Footscray	2	House	\$700,000	17 Nov 2025
 7 Carmichael St West Footscray	4	House	\$1,223,500	15 Nov 2025
 1/12 Carmichael St West Footscray	2	Unit	\$434,000	14 Nov 2025



Jellis Craig Kensington
291 Racecourse Road, Kensington
03 8378 0500

Jellis Craig acknowledges and pays our respects to the Bunurong People, the Wadawurrung People, the Dja Dja Wurrung People and the Wurundjeri People as the Traditional Owners and original custodians of the lands on which Jellis Craig operates.

Data is current as of PDF generation date 08/01/2026

- 1 Property Data Online, updated quarterly for the past 12 months
- 2 Property Data Online, updated daily for the past 12 months
- 3 Property Data Online, updated daily for the past quarter
- 4 Jellis Craig's average inspection attendance per listing (houses) over the last 12 months, updated daily
- 5 2021 Australian Census
- 6 Property Data Online, updated daily

This publication contains data, analytics, statistics and other information supplied by PROPERTYDATAONLINE PTY LTD (PropertyData). The data provided in this publication is of a general nature and should not be construed as specific advice or relied upon in lieu of appropriate professional advice.

PropertyData relies upon data supplied by third parties and while the data is checked and reviewed, PropertyData does not warrant the accuracy or completeness of the information to the full extent permitted by the law and excludes all loss or damage howsoever arising (including through negligence) in connection with the data supplied by PropertyData. The State of Victoria owns the copyright in the Property Sales Data and reproduction of that data in any way without the consent of the State of Victoria will constitute a breach of the Copyright Act 1968 (cth). The State of Victoria does not warrant the accuracy or completeness of the Property Sales Data and any person using or relying upon such information does so on the basis that the State of Victoria accepts no responsibility or liability whatsoever for any errors, faults, defects or omissions in the information supplied.