

# JellisCraig

WHEELERS HILL

# Suburb Report

Know your neighbourhood.



WHEELERS HILL SUBURB REPORT

Median House Price\*

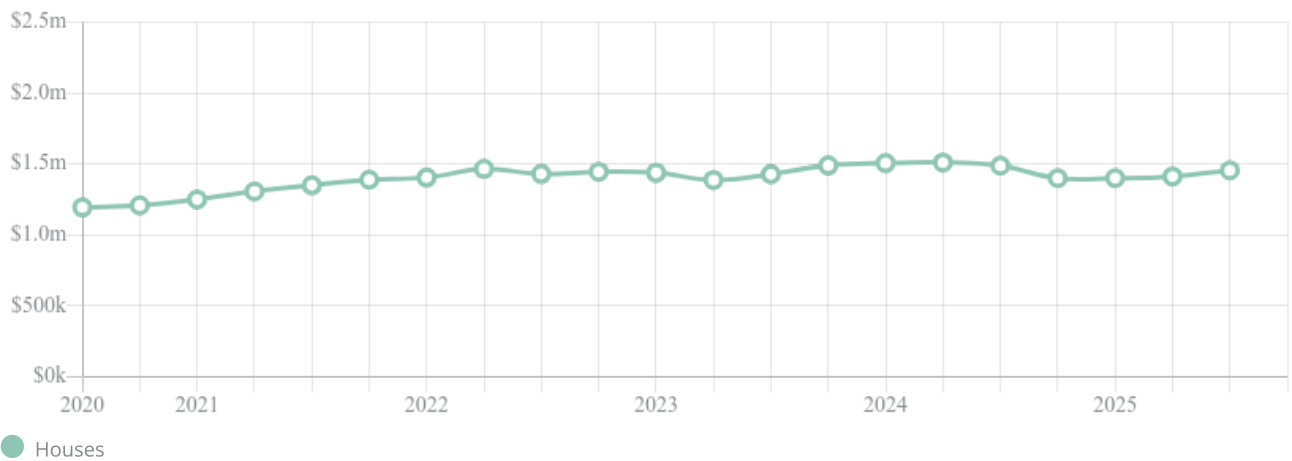
Median

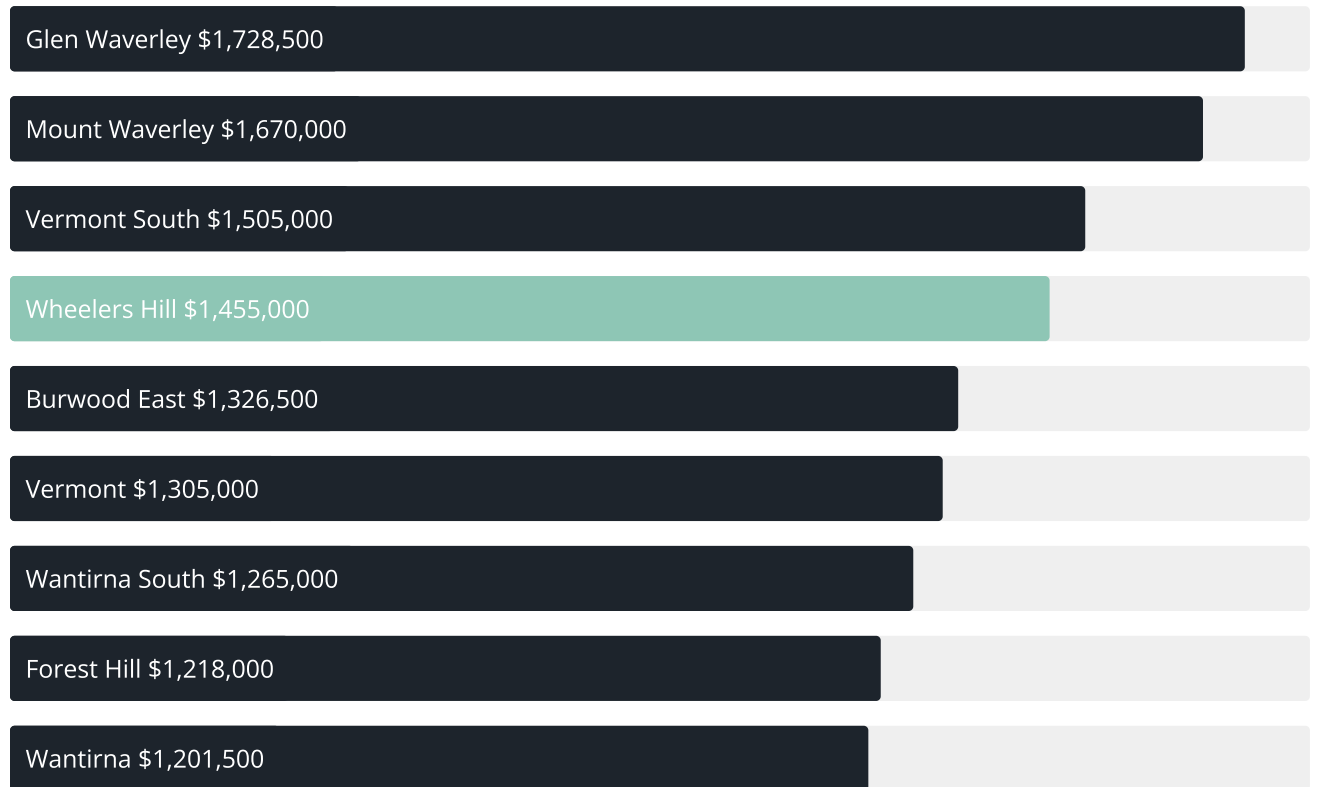
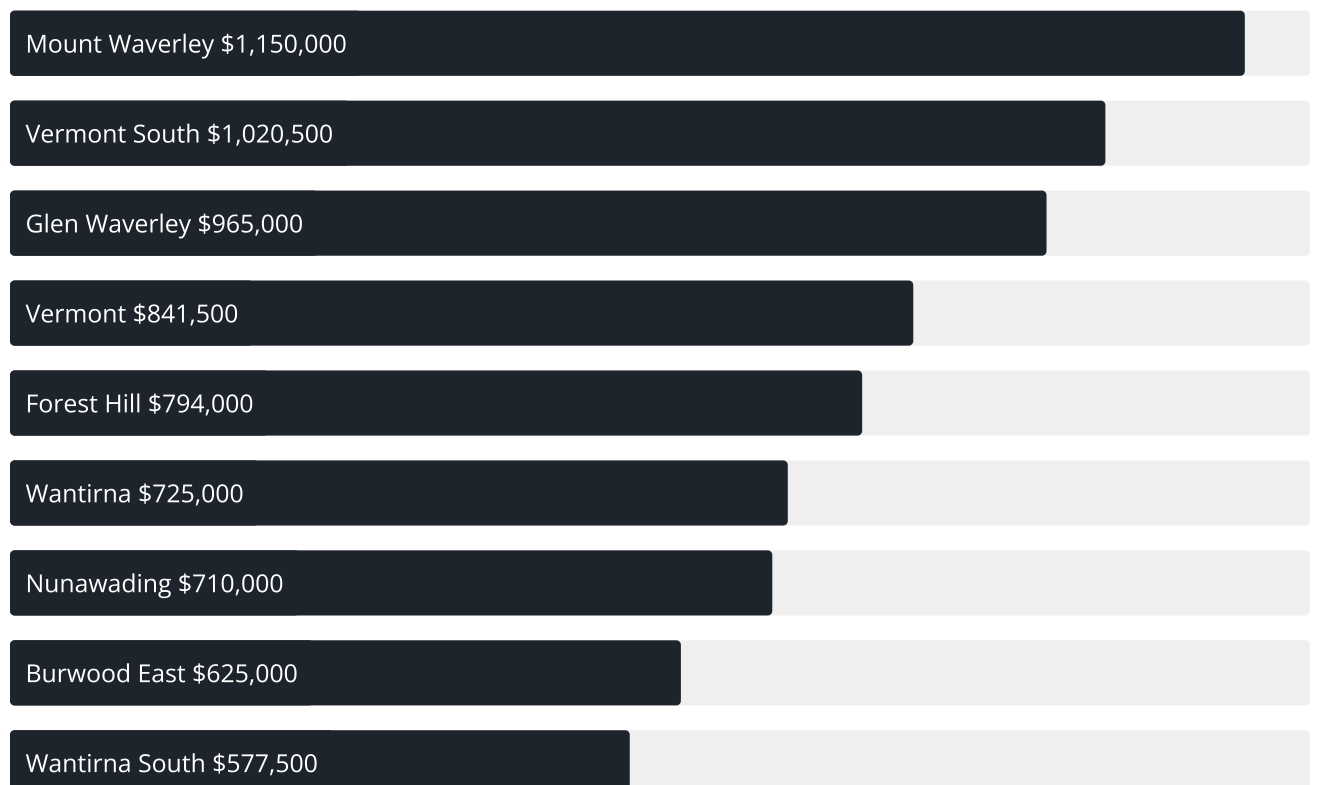
\$1.46m

Quarterly Price Change

3.04% ↑

Quarterly Price Change\*



Median House Sale Price<sup>\*</sup>Median Unit Sale Price<sup>\*</sup>

## WHEELERS HILL SUBURB REPORT

## Sale Method\*



● Auction 77%  
● Private 23%

## Auction Clearance Rate\*

78.18%

## Median Days on Market^

28 days

## Average Hold Period\*

9.8 years

## Dwelling Type^



● Houses 85% ● Units 15%

## Ownership^



● Owned Outright 54% ● Mortgaged 34% ● Rented 12%

## Population^

20,652

## Median Asking Rent per week\*

\$700

## Population Growth^

4.55%

## Rental Yield\*

2.33%

## Median Age^











48 years

## Median Household Size^











2.7 people

## WHEELERS HILL SUBURB REPORT











Discover a snapshot of the most recent results for this suburb, to view the full 12 months of sales history, please go to [jellisicraig.com.au/suburbinsights](http://jellisicraig.com.au/suburbinsights)

Address	Bedrooms	Type	Price	Sold
 32 Erskine Cr Wheelers Hill	5	House	\$1,330,000	18 Dec 2025
 9 Wyuna Ct Wheelers Hill	5	House	\$1,856,000	13 Dec 2025
 56 Chancellor Dr Wheelers Hill	4	House	\$1,471,000	09 Dec 2025
 23 Darlington Av Wheelers Hill	4	House	\$1,583,000	06 Dec 2025
 104 View Mount Rd Wheelers Hill	4	House	\$1,435,000	05 Dec 2025
 21 Cezanne Cr Wheelers Hill	4	House	\$1,368,000	29 Nov 2025
 7 Darvell Cl Wheelers Hill	4	House	\$1,575,500	29 Nov 2025
 1 The Woodland Wheelers Hill	5	House	\$1,788,000	26 Nov 2025
 1/6 Fernvale Cr Wheelers Hill	4	Townhouse	\$1,300,000	25 Nov 2025
 42 Coniston Dr Wheelers Hill	5	House	\$1,556,500	22 Nov 2025

## WHEELERS HILL SUBURB REPORT

Address	Bedrooms	Type	Price	Sold
 65 Chancellor Dr Wheelers Hill	3	House	\$1,255,000	22 Nov 2025
 10 Magid Av Wheelers Hill	2	House	\$1,360,000	21 Nov 2025
 100 View Mount Rd Wheelers Hill	4	House	\$1,539,500	15 Nov 2025
 41 Mackellar Av Wheelers Hill	4	House	\$1,478,000	15 Nov 2025
 11 Merran Ct Wheelers Hill	5	House	\$1,620,000	14 Nov 2025
 16 Earlwood Dr Wheelers Hill	4	House	\$2,520,000	10 Nov 2025
 19 Honeysuckle Av Wheelers Hill	3	House	\$1,410,000	09 Nov 2025
 14 Wyuna Ct Wheelers Hill	4	House	\$1,640,000	07 Nov 2025
 75-77 Lum Rd Wheelers Hill	6	House	\$2,180,000	07 Nov 2025
 59 Chancellor Dr Wheelers Hill	4	House	\$1,365,000	02 Nov 2025

## WHEELERS HILL SUBURB REPORT

Address	Bedrooms	Type	Price	Sold
 4 Rodney Cl Wheelers Hill	5	House	\$2,641,000	01 Nov 2025
 135 Grandview Rd Wheelers Hill	4	House	\$1,650,000	27 Oct 2025
 42 Brandon Park Dr Wheelers Hill	3	House	\$1,432,000	26 Oct 2025
 4 Rennison Ct Wheelers Hill	4	House	\$1,400,000	25 Oct 2025
 17 Grantchester Rd Wheelers Hill	5	House	\$1,930,000	25 Oct 2025
 12 Ninevah Cr Wheelers Hill	3	House	\$1,200,000	25 Oct 2025
 9 Pineview Cl Wheelers Hill	4	House	\$1,445,000	22 Oct 2025
 209 Jells Rd Wheelers Hill	4	House	\$2,020,000	22 Oct 2025
 16b Plato Cr Wheelers Hill	4	Townhouse	\$1,603,000	21 Oct 2025
 3 Aviva Ct WHEELERS HILL	5	House	\$1,841,000	19 Oct 2025



Mount Waverley Office  
280 Stephenson's Road, Mount Waverley  
03 8849 8088

[jellisraig.com.au](http://jellisraig.com.au)

Data is current as of PDF generation date 01/01/2026

\* Updated Quarterly for the past 12 months

^ Updated daily for the past quarter

~ Updated daily: 33 recent results.

This publication contains data, analytics, statistics and other information supplied by PROPERTYDATAONLINE PTY LTD (PropertyData). The data provided in this publication is of a general nature and should not be construed as specific advice or relied upon in lieu of appropriate professional advice.

PropertyData relies upon data supplied by third parties and while the data is checked and reviewed, PropertyData does not warrant the accuracy or completeness of the information to the full extent permitted by the law and excludes all loss or damage howsoever arising (including through negligence) in connection with the data supplied by PropertyData. The State of Victoria owns the copyright in the Property Sales Data and reproduction of that data in any way without the consent of the State of Victoria will constitute a breach of the Copyright Act 1968 (cth). The State of Victoria does not warrant the accuracy or completeness of the Property Sales Data and any person using or relying upon such information does so on the basis that the State of Victoria accepts no responsibility or liability whatsoever for any errors, faults, defects or omissions in the information supplied.