



Wheelers Hill

# Suburb Report



Your connection to property insights



**JellisCraig**

WHEELERS HILL SUBURB REPORT

Median house price<sup>1</sup>

Median

\$1.48m

Quarterly price change

-1.79% ↓

Median unit price<sup>1</sup>

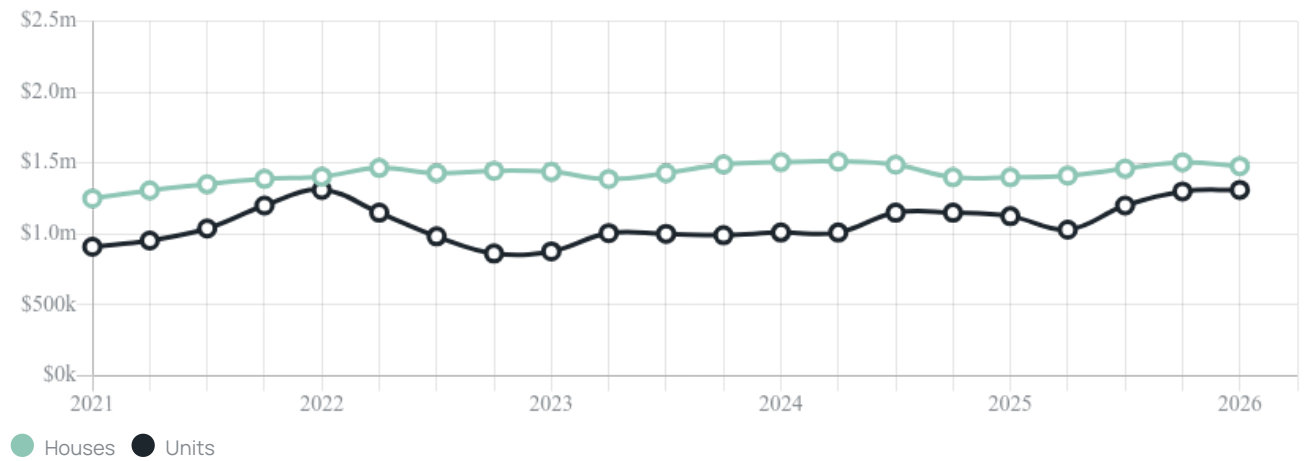
Median

\$1.31m

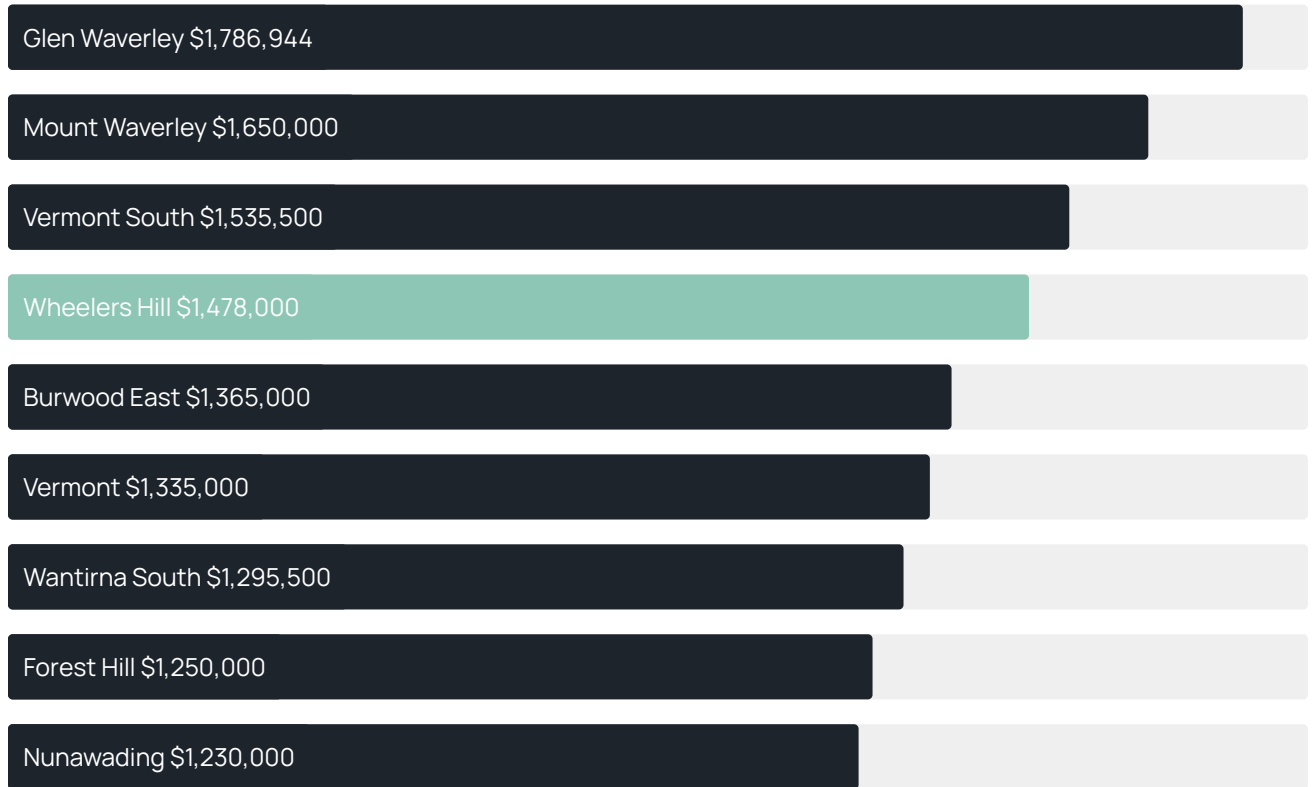
Quarterly price change

0.84% ↑

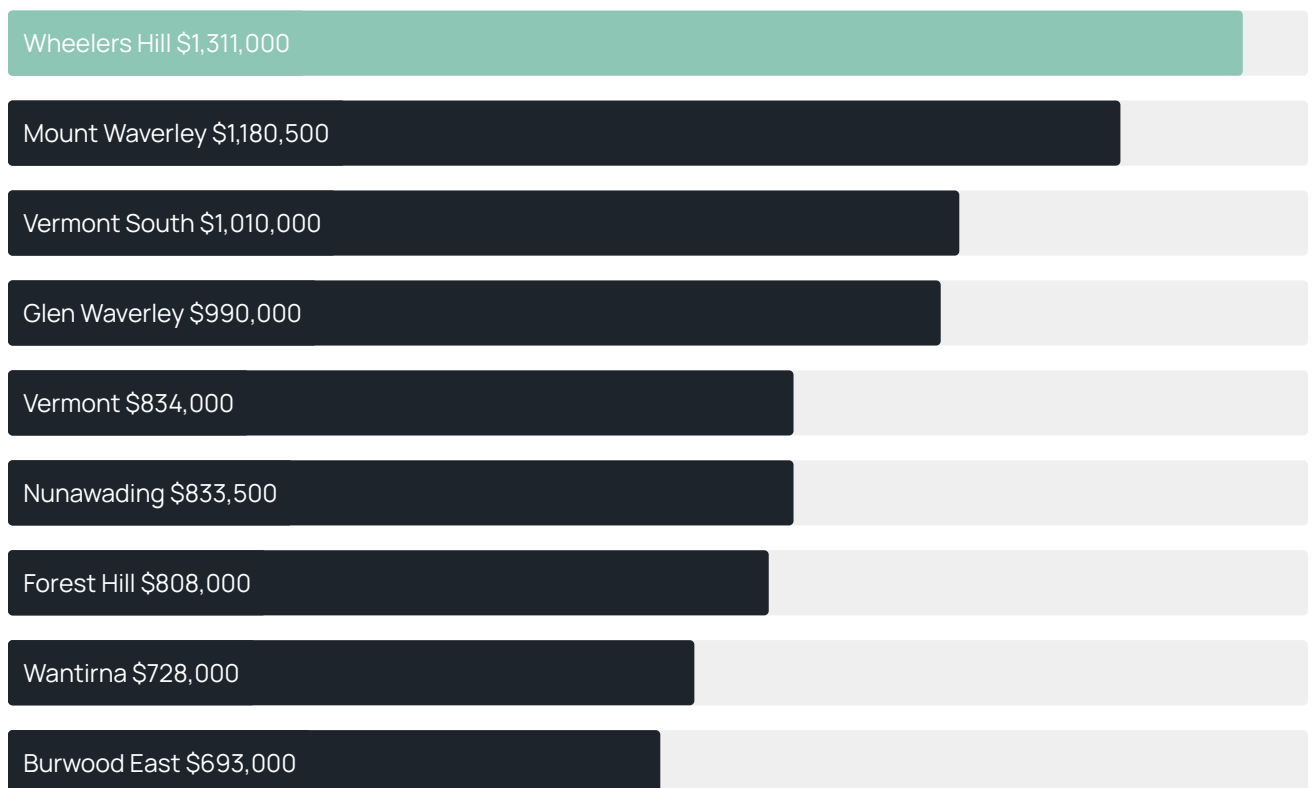
Quarterly price change<sup>1</sup>



### Median house price<sup>1</sup>



### Median unit price<sup>1</sup>



Sale method<sup>2</sup>



- Auction 75%
- Private 25%

Auction clearance rate<sup>3</sup>

74.36%

Median days on market<sup>3</sup>

42 days

Average hold period<sup>1</sup>

9.8 years

Dwelling type<sup>5</sup>



- Houses 85%
- Units 15%

Ownership<sup>5</sup>



- Owned outright 54%
- Mortgaged 34%
- Rented 12%

Population<sup>5</sup>

20,652

Median asking rent<sup>1</sup>

\$700 per week

Population growth<sup>5</sup>

4.55%

Rental yield<sup>1</sup>

2.33%

Median age<sup>5</sup>

48 years











Median household size<sup>5</sup>

2.7 people











WHEELERS HILL SUBURB REPORT

## Recent Wheelers Hill sales











Discover a snapshot of the most recent results for this suburb, to view the full 12 months of sales history, please go to [jellisraig.com.au/suburb-reports](http://jellisraig.com.au/suburb-reports)

Address	Bedrooms	Type	Price	Sold
 5 Heysham Dr Wheelers Hill	4	House	\$1,551,000	27 Jun 2026
 58 The Deviation Wheelers Hill	4	House	\$1,120,000	26 Jun 2026
 29 Strathconnan PI Wheelers Hill	5	House	\$2,257,000	25 Jun 2026
 1 Cuthbert Ct Wheelers Hill	5	House	\$3,051,000	21 Jun 2026
 13 Cezanne Cr Wheelers Hill	5	House	\$1,494,000	20 Jun 2026
 48 Xavier Dr Wheelers Hill	4	House	\$1,091,000	20 Jun 2026
 8 Brownlee Cr Wheelers Hill	3	House	\$1,180,000	13 Jun 2026
 15 Xavier Dr Wheelers Hill	4	House	\$1,532,000	27 May 2026
 14 Heysham Dr Wheelers Hill	5	House	\$1,500,000	23 May 2026
 132 Brandon Park Dr Wheelers Hill	3	House	\$970,000	23 May 2026

## WHEELERS HILL SUBURB REPORT

Address	Bedrooms	Type	Price	Sold
 8 Drysdale Ct Wheelers Hill	4	House	\$1,238,000	23 May 2026
 800 Ferntree Gully Rd WHEELERS HILL	3	House	\$1,020,000	22 May 2026
 20 Cambrian Cr Wheelers Hill	4	House	\$1,500,000	19 May 2026
 18 Summerhill Av Wheelers Hill	3	House	\$965,000	16 May 2026
 4/32-34 Grandview Rd Wheelers Hill	3	Townhouse	\$990,000	16 May 2026
 680 Ferntree Gully Rd Wheelers Hill	3	House	\$995,000	11 May 2026
 14 Gainsborough Av Wheelers Hill	6	House	\$1,650,000	10 May 2026
 17 Landsborough Av Wheelers Hill	3	House	\$1,012,000	05 May 2026
 2/26 Strathconnan Pl Wheelers Hill	3	Unit	\$855,000	04 May 2026
 7 Gumtree Cl Wheelers Hill	4	House	\$1,560,000	01 May 2026

## WHEELERS HILL SUBURB REPORT

Address	Bedrooms	Type	Price	Sold
 1 Fuchsia Ct Wheelers Hill	3	House	\$1,160,000	25 Apr 2026
 12 Ashdown Way Wheelers Hill	4	House	\$1,710,000	25 Apr 2026
 57 Phoenix Dr Wheelers Hill	3	House	\$1,255,000	25 Apr 2026
 5 Thurza Ct Wheelers Hill	5	House	\$1,566,000	19 Apr 2026
 1/26 Strathconnan Pl Wheelers Hill	2	Unit	\$790,000	16 Apr 2026
 2/187 Jells Rd Wheelers Hill	2	Unit	\$761,000	15 Apr 2026
 104 Lum Rd Wheelers Hill	6	House	\$1,821,000	11 Apr 2026
 4 Elmstead Dr Wheelers Hill	4	House	\$1,180,000	11 Apr 2026
 1 Earlwood Dr Wheelers Hill	3	House	\$910,000	01 Apr 2026
 13 Chancellor Dr Wheelers Hill	3	House	\$1,266,666	01 Apr 2026



**Jellis Craig Mount Waverley**  
280 Stephenson's Road, Mount Waverley  
03 8849 8088

Jellis Craig acknowledges and pays our respects to the Bunurong People, the Wadawurrung People, the Dja Dja Wurrung People and the Wurundjeri People as the Traditional Owners and original custodians of the lands on which Jellis Craig operates.

---

Data is current as of PDF generation date 01/07/2026

- 1 Property Data Online, updated quarterly for the past 12 months
- 2 Property Data Online, updated daily for the past 12 months
- 3 Property Data Online, updated daily for the past quarter
- 4 Jellis Craig's average inspection attendance per listing (houses) over the last 12 months, updated daily
- 5 2021 Australian Census
- 6 Property Data Online, updated daily

This publication contains data, analytics, statistics and other information supplied by PROPERTYDATAONLINE PTY LTD (PropertyData). The data provided in this publication is of a general nature and should not be construed as specific advice or relied upon in lieu of appropriate professional advice.

PropertyData relies upon data supplied by third parties and while the data is checked and reviewed, PropertyData does not warrant the accuracy or completeness of the information to the full extent permitted by the law and excludes all loss or damage howsoever arising (including through negligence) in connection with the data supplied by PropertyData. The State of Victoria owns the copyright in the Property Sales Data and reproduction of that data in any way without the consent of the State of Victoria will constitute a breach of the Copyright Act 1968 (cth). The State of Victoria does not warrant the accuracy or completeness of the Property Sales Data and any person using or relying upon such information does so on the basis that the State of Victoria accepts no responsibility or liability whatsoever for any errors, faults, defects or omissions in the information supplied.