



Whittington

Suburb Report



Your connection to property insights



JellisCraig

WHITTINGTON SUBURB REPORT

Median house price¹

Median

\$580k

Quarterly price change

4.50% ↑

Median unit price¹

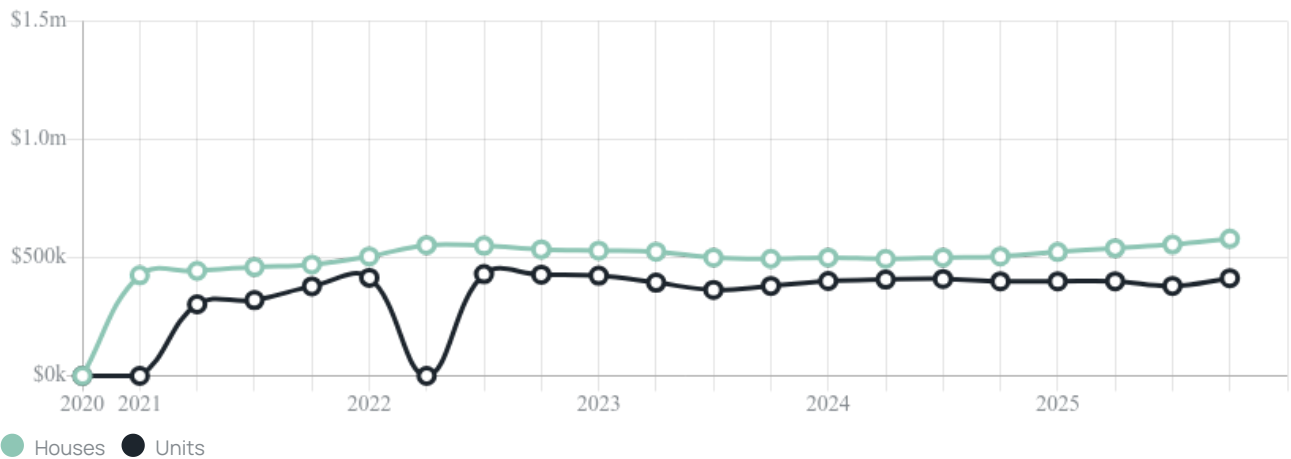
Median

\$413k

Quarterly price change

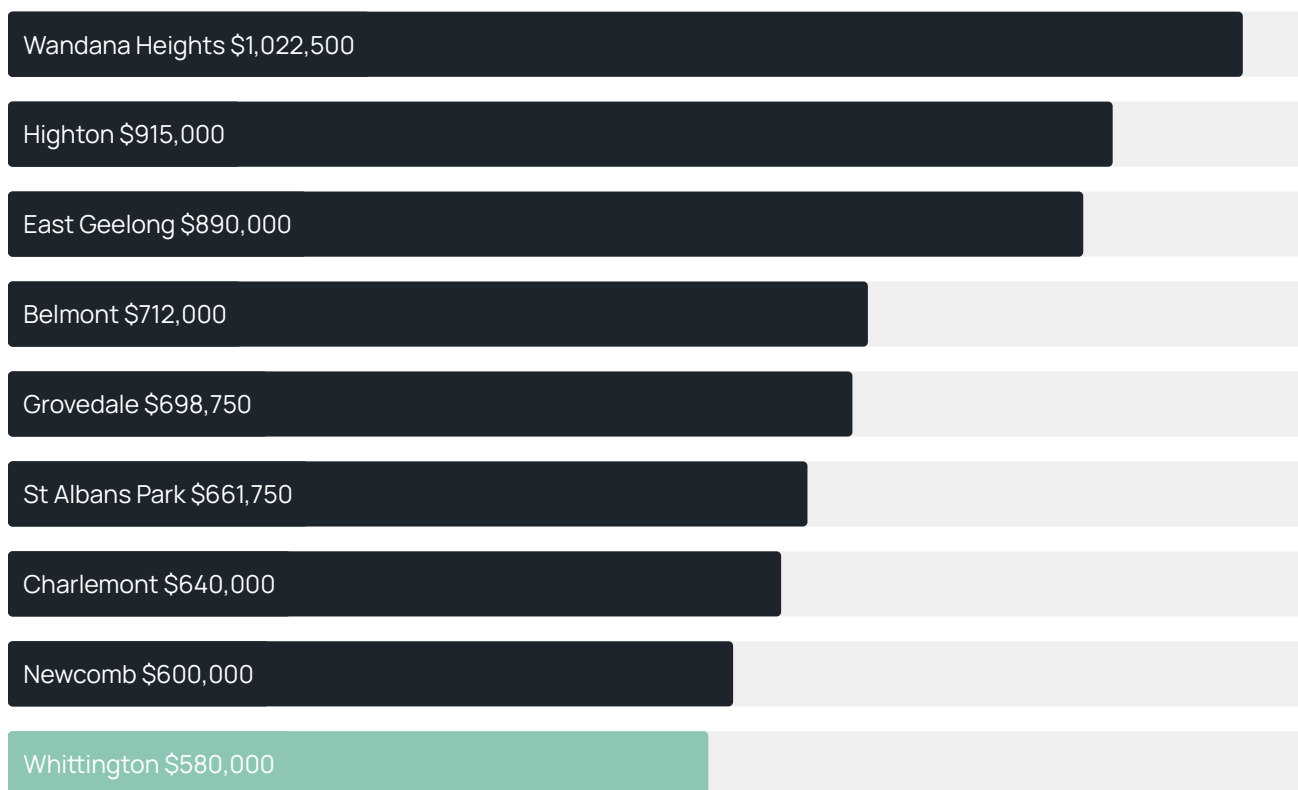
8.68% ↑

Quarterly price change¹



WHITTINGTON SUBURB REPORT

Median house price¹



Median unit price¹



Sale method²

● Auction 4%
● Private 96%

Auction clearance rate³

100%

Median days on market³

24 days

Jellis Craig average inspection attendance per listing⁴

24 groups

Average hold period¹

9.7 years

Dwelling type⁵

● Houses 91% ● Units 9%

Ownership⁵

● Owned outright 33% ● Mortgaged 27% ● Rented 40%

Population⁵

3,990

Median asking rent¹

\$450 per week

Median age⁵

42 years

Rental yield¹

4.67%











Median household size⁵

2.2 people











WHITTINGTON SUBURB REPORT

Recent Whittington sales











Discover a snapshot of the most recent results for this suburb, to view the full 12 months of sales history, please go to jellisraig.com.au/suburb-reports

Address	Bedrooms	Type	Price	Sold
 35 Townsend Rd Whittington	3	House	\$585,000	23 Jan 2026
 157 Solar Dr Whittington	3	House	\$285,000	08 Jan 2026
 4/4 Koala Ct Whittington	2	Unit	\$455,000	19 Dec 2025
 3 Regent St Whittington	4	House	\$710,000	15 Dec 2025
 36 Oxford St Whittington	3	House	\$640,000	13 Dec 2025
 136 Coppards Rd Whittington	3	House	\$435,000	06 Dec 2025
 2/18 Katarina Pl Whittington	2	Flat/Unit/Apartment	\$480,000	05 Dec 2025
 37/5 Oxford St Whittington	2	Flat/Unit/Apartment	\$416,000	04 Dec 2025
 37 Townsend Rd Whittington	3	House	\$510,000	28 Nov 2025
 5/197-201 Boundary Rd Whittington	2	Unit	\$413,000	25 Nov 2025

WHITTINGTON SUBURB REPORT

Address	Bedrooms	Type	Price	Sold
 5/197 Boundary Rd Whittington	3	Flat/Unit/Apartment	\$413,000	25 Nov 2025
 2/3 Bettsons Ct Whittington	2	Flat/Unit/Apartment	\$495,000	24 Nov 2025
 16 Bettsons Ct Whittington	4	House	\$751,000	19 Nov 2025
 33/5 Oxford St Whittington	2	Townhouse	\$415,000	17 Nov 2025
 18 Bettsons Ct Whittington	3	House	\$646,500	15 Nov 2025
 45 Hickey St Whittington	3	House	\$642,500	14 Nov 2025
 26 Bellagio Ct Whittington	2	House	\$535,000	14 Nov 2025
 17 Lovell Ct Whittington	1	House	\$550,000	07 Nov 2025
 3 Lunik Ct Whittington	3	House	\$600,000	05 Nov 2025
 198 Wilsons Rd Whittington	3	House	\$635,000	03 Nov 2025

WHITTINGTON SUBURB REPORT

Address	Bedrooms	Type	Price	Sold
 44 Hickey St Whittington	4	House	\$675,000	29 Oct 2025
 49 Regent St Whittington	3	House	\$592,000	28 Oct 2025
 1/4 Oxford St Whittington	2	Unit	\$400,000	28 Oct 2025
 18 Worden Ct Whittington	3	House	\$575,000	24 Oct 2025
 21 Titan St Whittington	3	House	\$590,000	22 Oct 2025
 16 Solar Dr Whittington	3	House	\$504,000	18 Oct 2025
 6 Armstrong Ct Whittington	3	House	\$490,000	18 Oct 2025
 191 Wilsons Rd WHITTINGTON	3	House	\$605,000	10 Oct 2025
 15 Conrad Ct Whittington	3	House	\$600,000	10 Oct 2025
 2/63 Solar Dr Whittington	2	Flat/Unit/Apartment	\$445,000	06 Oct 2025



Jellis Craig Geelong
205 Pakington Street, Geelong West
(03) 5222 7772

Jellis Craig acknowledges and pays our respects to the Bunurong People, the Wadawurrung People, the Dja Dja Wurrung People and the Wurundjeri People as the Traditional Owners and original custodians of the lands on which Jellis Craig operates.

Data is current as of PDF generation date 01/02/2026

- 1 Property Data Online, updated quarterly for the past 12 months
- 2 Property Data Online, updated daily for the past 12 months
- 3 Property Data Online, updated daily for the past quarter
- 4 Jellis Craig's average inspection attendance per listing (houses) over the last 12 months, updated daily
- 5 2021 Australian Census
- 6 Property Data Online, updated daily

This publication contains data, analytics, statistics and other information supplied by PROPERTYDATAONLINE PTY LTD (PropertyData). The data provided in this publication is of a general nature and should not be construed as specific advice or relied upon in lieu of appropriate professional advice.

PropertyData relies upon data supplied by third parties and while the data is checked and reviewed, PropertyData does not warrant the accuracy or completeness of the information to the full extent permitted by the law and excludes all loss or damage howsoever arising (including through negligence) in connection with the data supplied by PropertyData. The State of Victoria owns the copyright in the Property Sales Data and reproduction of that data in any way without the consent of the State of Victoria will constitute a breach of the Copyright Act 1968 (cth). The State of Victoria does not warrant the accuracy or completeness of the Property Sales Data and any person using or relying upon such information does so on the basis that the State of Victoria accepts no responsibility or liability whatsoever for any errors, faults, defects or omissions in the information supplied.