

# JellisCraig

WHITTINGTON

# Suburb Report

Know your neighbourhood.



WHITTINGTON SUBURB REPORT

Median House Price\*

Median

\$549k

Quarterly Price Change

1.57% ↑

Median Unit Price\*

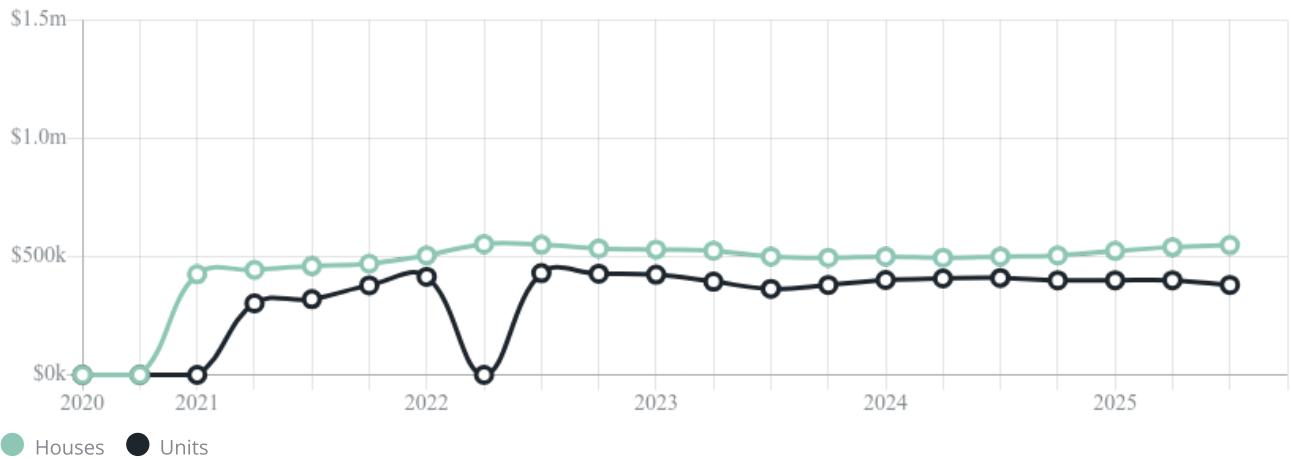
Median

\$380k

Quarterly Price Change

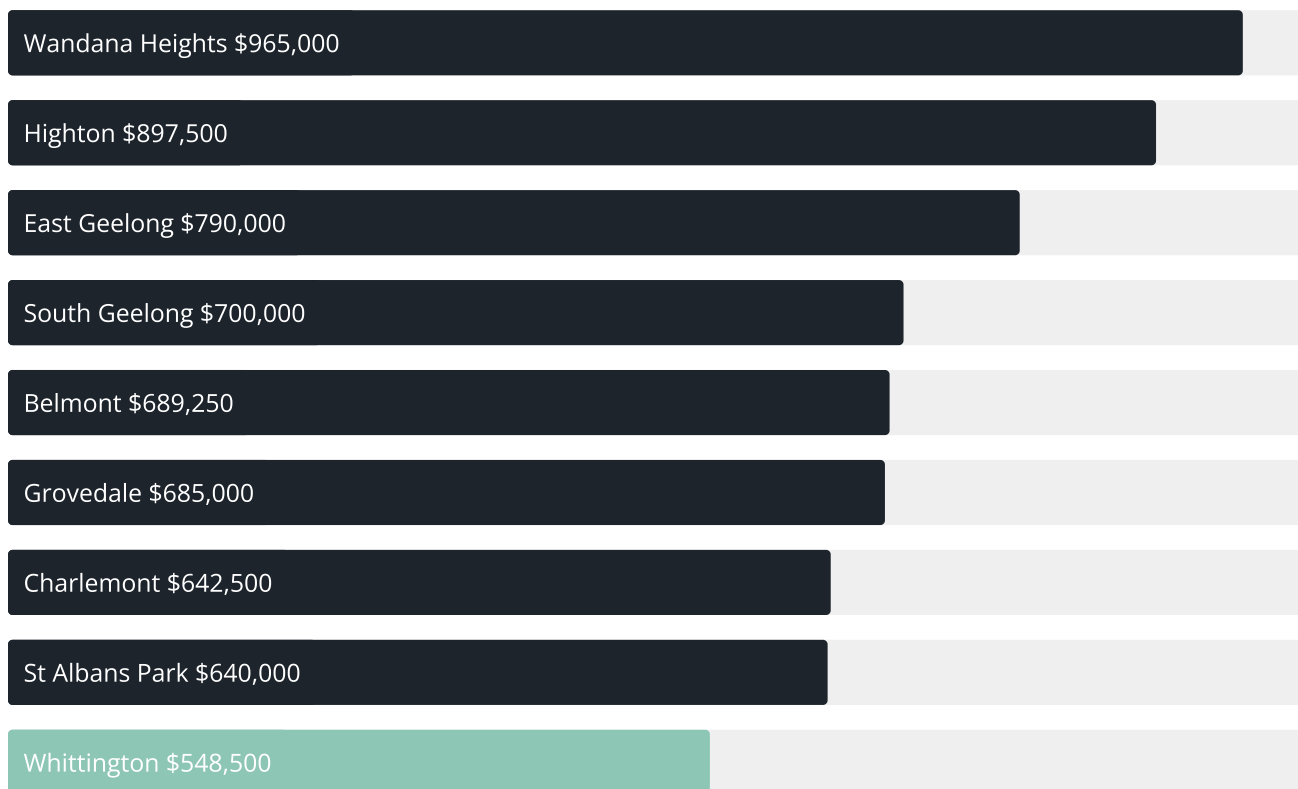
-5.00% ↓

Quarterly Price Change\*



## WHITTINGTON SUBURB REPORT

### Median House Sale Price<sup>\*</sup>



### Median Unit Sale Price<sup>\*</sup>



## WHITTINGTON SUBURB REPORT

Sale Method<sup>\*</sup>

● Auction 15%  
● Private 85%

Auction Clearance Rate<sup>\*</sup>

100%

Median Days on Market<sup>^</sup>

20 days

Average Hold Period<sup>\*</sup>

9.7 years

Dwelling Type<sup>^</sup>

● Houses 91% ● Units 9%

Ownership<sup>^</sup>

● Owned Outright 33% ● Mortgaged 27% ● Rented 40%

Population<sup>^</sup>

3,990

Median Asking Rent per week<sup>\*</sup>

\$450

Median Age<sup>^</sup>

42 years

Rental Yield<sup>\*</sup>











4.67%

Median Household Size<sup>^</sup>











2.2 people

## WHITTINGTON SUBURB REPORT











Discover a snapshot of the most recent results for this suburb, to view the full 12 months of sales history, please go to [jellisraig.com.au/suburbinsights](http://jellisraig.com.au/suburbinsights)

Address	Bedrooms	Type	Price	Sold
 136 Coppards Rd Whittington	3	House	\$435,000	06 Dec 2025
 37/5 Oxford St Whittington	2	Flat/Unit/Apartment	\$416,000	04 Dec 2025
 37 Townsend Rd Whittington	3	House	\$510,000	30 Nov 2025
 5/197-201 Boundary Rd Whittington	2	Unit	\$413,000	25 Nov 2025
 16 Bettsons Ct Whittington	4	House	\$751,000	19 Nov 2025
 33/5 Oxford St Whittington	2	Townhouse	\$415,000	17 Nov 2025
 18 Bettsons Ct Whittington	3	House	\$646,500	15 Nov 2025
 45 Hickey St Whittington	3	House	\$642,500	14 Nov 2025
 17 Lovell Ct Whittington	1	House	\$550,000	07 Nov 2025
 3 Lunik Ct Whittington	3	House	\$600,000	05 Nov 2025

## WHITTINGTON SUBURB REPORT

Address	Bedrooms	Type	Price	Sold
 198 Wilsons Rd Whittington	3	House	\$635,000	03 Nov 2025
 44 Hickey St Whittington	4	House	\$675,000	29 Oct 2025
 49 Regent St Whittington	3	House	\$592,000	28 Oct 2025
 1/4 Oxford St Whittington	2	Unit	\$400,000	28 Oct 2025
 18 Worden Ct Whittington	3	House	\$575,000	24 Oct 2025
 21 Titan St Whittington	3	House	\$590,000	22 Oct 2025
 16 Solar Dr Whittington	3	House	\$504,000	18 Oct 2025
 6 Armstrong Ct Whittington	3	House	\$490,000	18 Oct 2025
 191 Wilsons Rd WHITTINGTON	3	House	\$605,000	10 Oct 2025
 15 Conrad Ct Whittington	3	House	\$600,000	10 Oct 2025

## WHITTINGTON SUBURB REPORT

Address	Bedrooms	Type	Price	Sold
 2/63 Solar Dr Whittington	2	Flat/Unit/Apartment	\$445,000	06 Oct 2025
 6 Tiros Ct Whittington	4	House	\$615,000	03 Oct 2025
 11 Katarina Pl Whittington	3	House	\$640,000	02 Oct 2025
 8 Monash Ct Whittington	4	House	\$657,500	30 Sep 2025
 9 Planet Ct Whittington	4	House	\$601,000	29 Sep 2025
 6/224-226 Wilsons Rd Whittington	2	Unit	\$360,000	29 Sep 2025
 179 Wilsons Rd Whittington	3	House	\$552,500	29 Sep 2025
 13/197-201 Boundary Rd Whittington	1	Unit	\$320,000	25 Sep 2025
 2/158 Wilsons Rd Whittington	2	Flat/Unit/Apartment	\$455,000	24 Sep 2025
 9 Lovell Ct Whittington	3	House	\$550,000	22 Sep 2025



Geelong Office  
205 Pakington Street, Geelong West  
(03) 5222 7772

[jellisrcraig.com.au](http://jellisrcraig.com.au)

Data is current as of PDF generation date 01/01/2026

\* Updated Quarterly for the past 12 months

^ Updated daily for the past quarter

~ Updated daily: 33 recent results.

This publication contains data, analytics, statistics and other information supplied by PROPERTYDATAONLINE PTY LTD (PropertyData). The data provided in this publication is of a general nature and should not be construed as specific advice or relied upon in lieu of appropriate professional advice.

PropertyData relies upon data supplied by third parties and while the data is checked and reviewed, PropertyData does not warrant the accuracy or completeness of the information to the full extent permitted by the law and excludes all loss or damage howsoever arising (including through negligence) in connection with the data supplied by PropertyData. The State of Victoria owns the copyright in the Property Sales Data and reproduction of that data in any way without the consent of the State of Victoria will constitute a breach of the Copyright Act 1968 (cth). The State of Victoria does not warrant the accuracy or completeness of the Property Sales Data and any person using or relying upon such information does so on the basis that the State of Victoria accepts no responsibility or liability whatsoever for any errors, faults, defects or omissions in the information supplied.