



Whittington

Suburb Report



Your connection to property insights



JellisCraig

WHITTINGTON SUBURB REPORT

Median house price¹

Median

\$585k

Quarterly price change

0.86% ↑

Median unit price¹

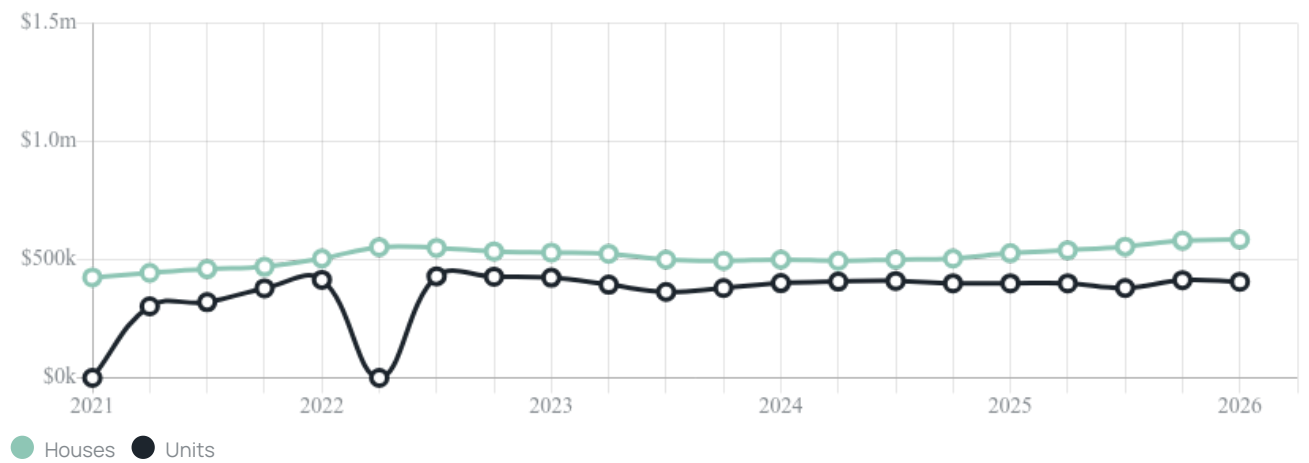
Median

\$407k

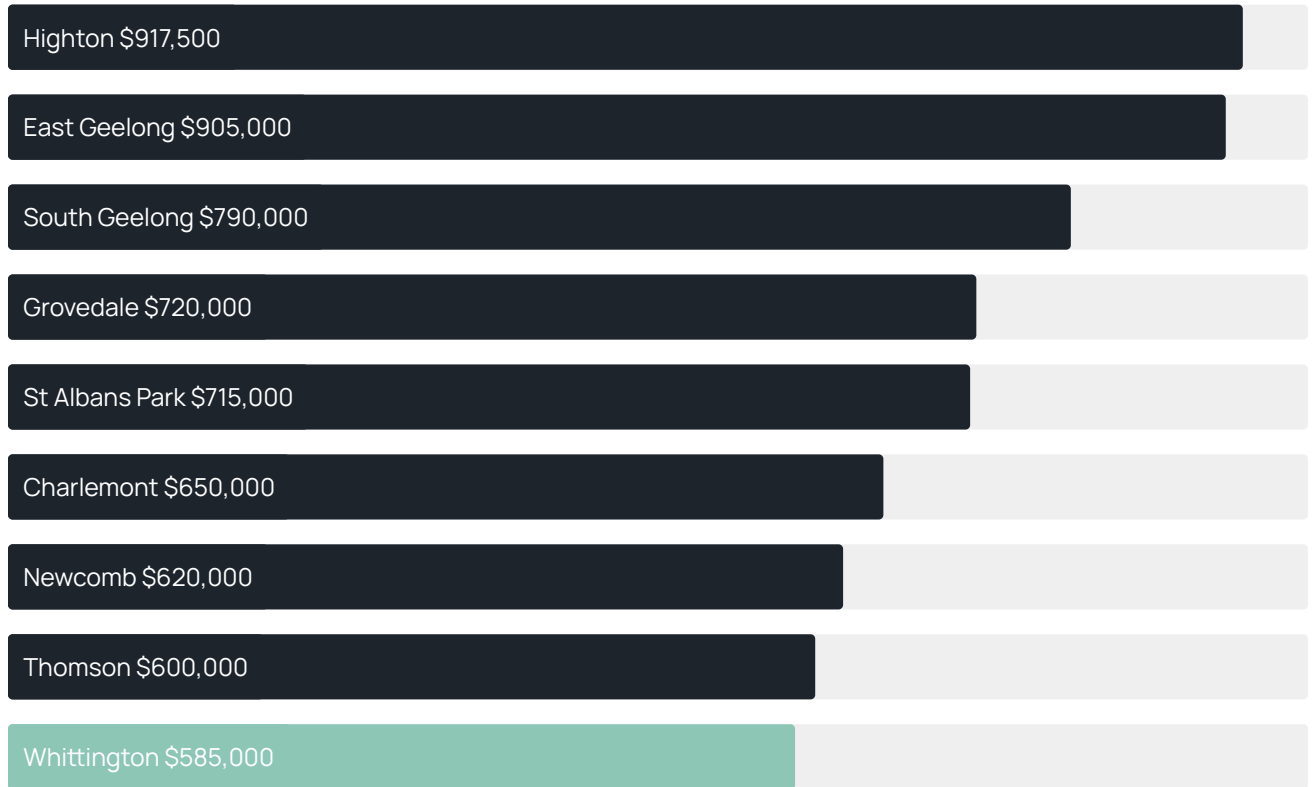
Quarterly price change

-1.57% ↓

Quarterly price change¹



Median house price¹



Median unit price¹



Sale method²



● Private 100%

Median days on market³

17 days

Jellis Craig average inspection attendance per listing⁴

17 groups

Average hold period¹

9.7 years

Dwelling type⁵



● Houses 91% ● Units 9%

Ownership⁵



● Owned outright 33% ● Mortgaged 27% ● Rented 40%

Population⁵

3,990

Median asking rent¹

\$470 per week

Median age⁵

42 years

Rental yield¹

4.67%











Median household size⁵

2.2 people











WHITTINGTON SUBURB REPORT

Recent Whittington sales











Discover a snapshot of the most recent results for this suburb, to view the full 12 months of sales history, please go to jellisraig.com.au/suburb-reports

Address	Bedrooms	Type	Price	Sold
 11 Thompson St Whittington	3	House	\$735,000	22 May 2026
 14 Challenger Cl Whittington	3	House	\$628,000	23 Apr 2026
 1/22 Hickey St Whittington	2	Unit	\$490,000	22 Apr 2026
 1/220-222 Wilsons Rd Whittington	2	Unit	\$410,000	14 Apr 2026
 1/220 Wilsons Rd Whittington	2	Flat/Unit/Apartment	\$410,000	27 Mar 2026
 5/20 Regent St Whittington	2	Unit	\$393,850	19 Mar 2026
 3/5 Oxford St Whittington	2	Unit	\$430,000	18 Mar 2026
 106 Coppards Rd Whittington	3	House	\$620,000	17 Mar 2026
 253 Boundary Rd Whittington	3	House	\$616,000	14 Mar 2026
 3/58 Regent St Whittington	2	House	\$440,000	13 Mar 2026

WHITTINGTON SUBURB REPORT

Address	Bedrooms	Type	Price	Sold
 2/1-3 Apollo Pl Whittington	2	Unit	\$445,000	11 Mar 2026
 47 Regent St Whittington	3	House	\$640,000	28 Feb 2026
 12 Bean Ct Whittington	3	House	\$620,000	25 Feb 2026
 3 Bean Ct Whittington	3	House	\$641,000	23 Feb 2026
 3 Nimbus Ct Whittington	3	House	\$626,500	21 Feb 2026
 155 Boundary Rd Whittington	4	House	\$460,000	18 Feb 2026
 66 Solar Dr Whittington	3	House	\$530,000	16 Feb 2026
 4 Solar Dr Whittington	3	House	\$660,000	27 Jan 2026
 8 Cernan Ct Whittington	3	House	\$315,000	23 Jan 2026
 35 Townsend Rd Whittington	3	House	\$585,000	23 Jan 2026

WHITTINGTON SUBURB REPORT

Address	Bedrooms	Type	Price	Sold
 4 Ariel Ct Whittington	3	House	\$420,000	23 Jan 2026
 6 Monash Ct Whittington	3	House	\$695,000	23 Jan 2026
 3/209 Boundary Rd Whittington	2	Flat/Unit/Apartment	\$440,000	21 Jan 2026
 1/17 Truscott St Whittington	1	Flat/Unit/Apartment	\$340,000	21 Jan 2026
 53 Hickey St Whittington	4	House	\$682,500	12 Jan 2026
 157 Solar Dr Whittington	3	House	\$285,000	08 Jan 2026
 35 Truscott St Whittington	3	House	\$720,000	22 Dec 2025
 4/4 Koala Ct Whittington	2	Unit	\$455,000	19 Dec 2025
 3 Regent St Whittington	4	House	\$710,000	15 Dec 2025
 97 Townsend Rd Whittington	3	House	\$602,500	15 Dec 2025



Jellis Craig Geelong
205 Pakington Street, Geelong West
(03) 5222 7772

Jellis Craig acknowledges and pays our respects to the Bunurong People, the Wadawurrung People, the Dja Dja Wurrung People and the Wurundjeri People as the Traditional Owners and original custodians of the lands on which Jellis Craig operates.

Data is current as of PDF generation date 01/06/2026

- 1 Property Data Online, updated quarterly for the past 12 months
- 2 Property Data Online, updated daily for the past 12 months
- 3 Property Data Online, updated daily for the past quarter
- 4 Jellis Craig's average inspection attendance per listing (houses) over the last 12 months, updated daily
- 5 2021 Australian Census
- 6 Property Data Online, updated daily

This publication contains data, analytics, statistics and other information supplied by PROPERTYDATAONLINE PTY LTD (PropertyData). The data provided in this publication is of a general nature and should not be construed as specific advice or relied upon in lieu of appropriate professional advice.

PropertyData relies upon data supplied by third parties and while the data is checked and reviewed, PropertyData does not warrant the accuracy or completeness of the information to the full extent permitted by the law and excludes all loss or damage howsoever arising (including through negligence) in connection with the data supplied by PropertyData. The State of Victoria owns the copyright in the Property Sales Data and reproduction of that data in any way without the consent of the State of Victoria will constitute a breach of the Copyright Act 1968 (cth). The State of Victoria does not warrant the accuracy or completeness of the Property Sales Data and any person using or relying upon such information does so on the basis that the State of Victoria accepts no responsibility or liability whatsoever for any errors, faults, defects or omissions in the information supplied.