



Williamstown

Suburb Report



Your connection to property insights



JellisCraig

WILLIAMSTOWN SUBURB REPORT

Median house price¹

Median

\$1.60m

Quarterly price change

4.23% ↑

Median unit price¹

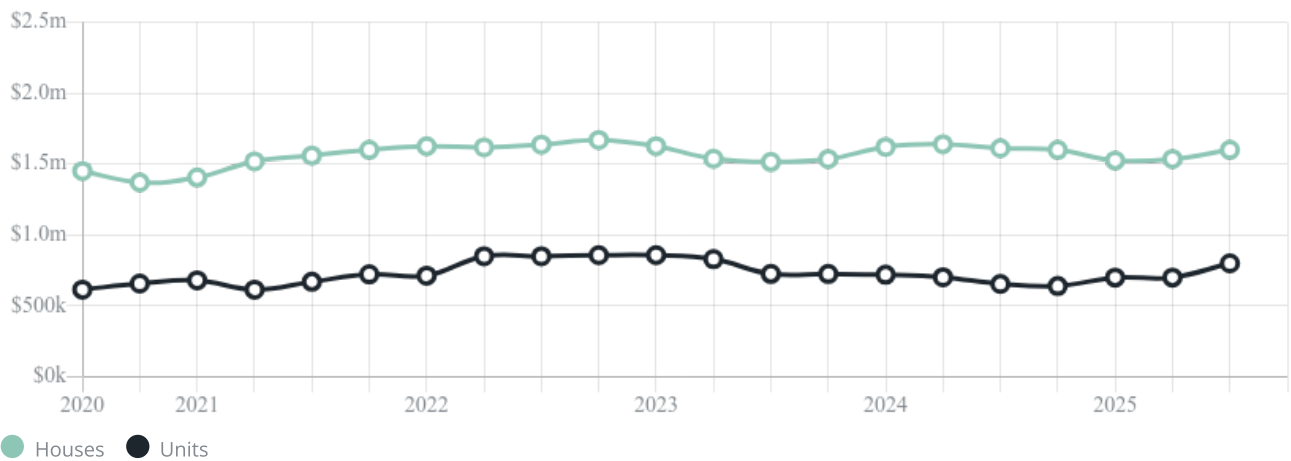
Median

\$800k

Quarterly price change

14.28% ↑

Quarterly price change¹



WILLIAMSTOWN SUBURB REPORT

Median house price¹Median unit price¹

Sale method²Auction clearance rate³

87.04%

Median days on market³

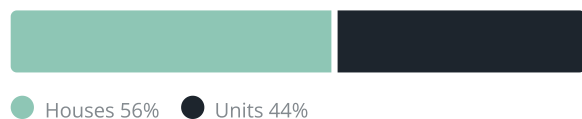
33 days

Jellis Craig average inspection attendance per listing⁴

33 groups

Average hold period¹

8.3 years

Dwelling type⁵Population⁵

14,407

Ownership⁵Median asking rent¹

\$800 per week

Median age⁵

45 years

Rental yield¹

2.25%











Median household size⁵

2.5 people











WILLIAMSTOWN SUBURB REPORT

Recent Williamstown sales











Discover a snapshot of the most recent results for this suburb, to view the full 12 months of sales history, please go to jellisrcraig.com.au/suburb-reports

Address	Bedrooms	Type	Price	Sold
 125 Aitken St Williamstown	4	House	\$1,850,000	08 Jan 2026
 7/88 Victoria St Williamstown	2	Apartment	\$485,000	01 Jan 2026
 3 Mariner St Williamstown	4	House	\$1,815,000	24 Dec 2025
 G4/129 Douglas Pde Williamstown	2	Apartment	\$600,000	23 Dec 2025
 15 Hosking Ct Williamstown	4	House	\$1,390,000	17 Dec 2025
 20 White St Williamstown	3	House	\$1,512,500	15 Dec 2025
 12/53 Morris St Williamstown	2	Unit	\$610,000	13 Dec 2025
 46 Crofton Dr Williamstown	2	House	\$1,300,000	13 Dec 2025
 19 Yarra St Williamstown	4	Townhouse	\$1,900,000	13 Dec 2025
 66 Aitken St Williamstown	3	House	\$1,245,000	13 Dec 2025

WILLIAMSTOWN SUBURB REPORT

Address	Bedrooms	Type	Price	Sold
 14 Nancy Ct Williamstown	2	House	\$1,100,000	13 Dec 2025
 32 Ann St Williamstown	3	House	\$1,195,000	13 Dec 2025
 1 Vulcan Gr WILLIAMSTOWN	3	House	\$1,750,000	13 Dec 2025
 8/181 Melbourne Rd Williamstown	3	Unit	\$915,000	09 Dec 2025
 3/65 Melbourne Rd WILLIAMSTOWN	2	Apartment	\$450,000	04 Dec 2025
 4/125 Ferguson St Williamstown	1	Unit	\$330,000	02 Dec 2025
 8/13 Dover Rd Williamstown	2	Apartment	\$585,000	01 Dec 2025
 4/65 Melbourne Rd Williamstown	2	Apartment	\$440,000	30 Nov 2025
 2 Teal Ct Williamstown	3	House	\$1,460,000	29 Nov 2025
 11 Victoria St Williamstown	3	House	\$2,760,000	29 Nov 2025

WILLIAMSTOWN SUBURB REPORT

Address	Bedrooms	Type	Price	Sold
 11 Roches Tce Williamstown	3	House	\$1,275,000	29 Nov 2025
 205 Osborne St Williamstown	4	House	\$2,705,000	28 Nov 2025
 169 Osborne St Williamstown	3	House	\$1,950,000	27 Nov 2025
 12/97 Verdon St Williamstown	2	Unit	\$495,000	25 Nov 2025
 6/2 Thompson St Williamstown	2	Apartment	\$630,000	24 Nov 2025
 74 Twyford St Williamstown	3	House	\$1,398,000	22 Nov 2025
 88 Esplanade Williamstown	4	House	\$5,500,000	20 Nov 2025
 2/54 The Strand Williamstown	2	Townhouse	\$1,120,000	20 Nov 2025
 33 Tobruk Cr WILLIAMSTOWN	4	House	\$1,880,000	15 Nov 2025
 45 Yarra St Williamstown	3	House	\$1,390,000	15 Nov 2025



Jellis Craig Williamstown
84 Ferguson Street, Williamstown
03 8387 0000

Jellis Craig acknowledges and pays our respects to the Bunurong People, the Wadawurrung People, the Dja Dja Wurrung People and the Wurundjeri People as the Traditional Owners and original custodians of the lands on which Jellis Craig operates.



Data is current as of PDF generation date 08/01/2026

- 1 Property Data Online, updated quarterly for the past 12 months
- 2 Property Data Online, updated daily for the past 12 months
- 3 Property Data Online, updated daily for the past quarter
- 4 Jellis Craig's average inspection attendance per listing (houses) over the last 12 months, updated daily
- 5 2021 Australian Census
- 6 Property Data Online, updated daily

This publication contains data, analytics, statistics and other information supplied by PROPERTYDATAONLINE PTY LTD (PropertyData). The data provided in this publication is of a general nature and should not be construed as specific advice or relied upon in lieu of appropriate professional advice.

PropertyData relies upon data supplied by third parties and while the data is checked and reviewed, PropertyData does not warrant the accuracy or completeness of the information to the full extent permitted by the law and excludes all loss or damage howsoever arising (including through negligence) in connection with the data supplied by PropertyData. The State of Victoria owns the copyright in the Property Sales Data and reproduction of that data in any way without the consent of the State of Victoria will constitute a breach of the Copyright Act 1968 (cth). The State of Victoria does not warrant the accuracy or completeness of the Property Sales Data and any person using or relying upon such information does so on the basis that the State of Victoria accepts no responsibility or liability whatsoever for any errors, faults, defects or omissions in the information supplied.