



Williamstown

Suburb Report



Your connection to property insights



JellisCraig

WILLIAMSTOWN SUBURB REPORT

Median house price¹

Median

\$1.60m

Quarterly price change

0.15% ↑

Median unit price¹

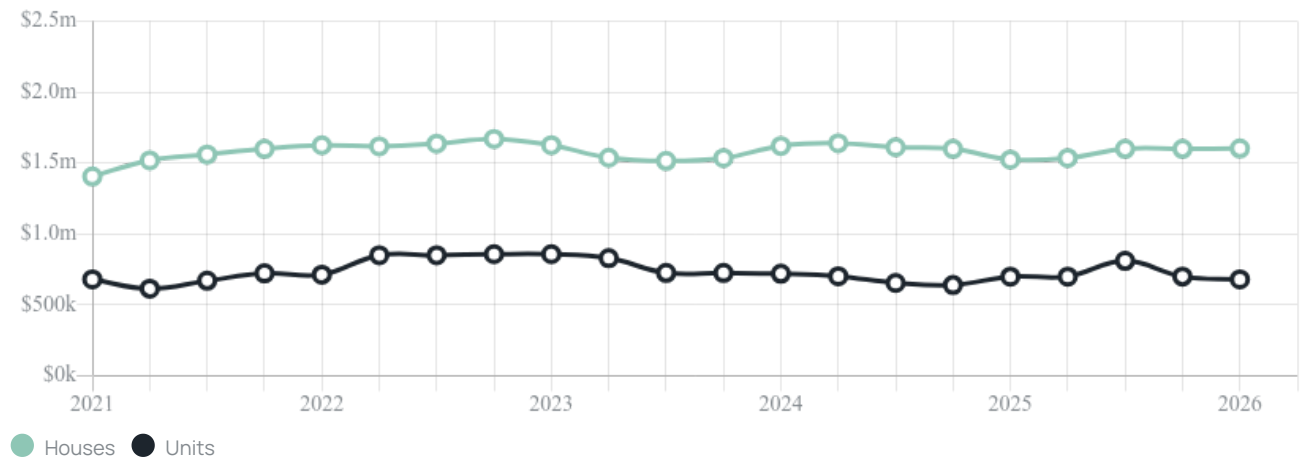
Median

\$680k

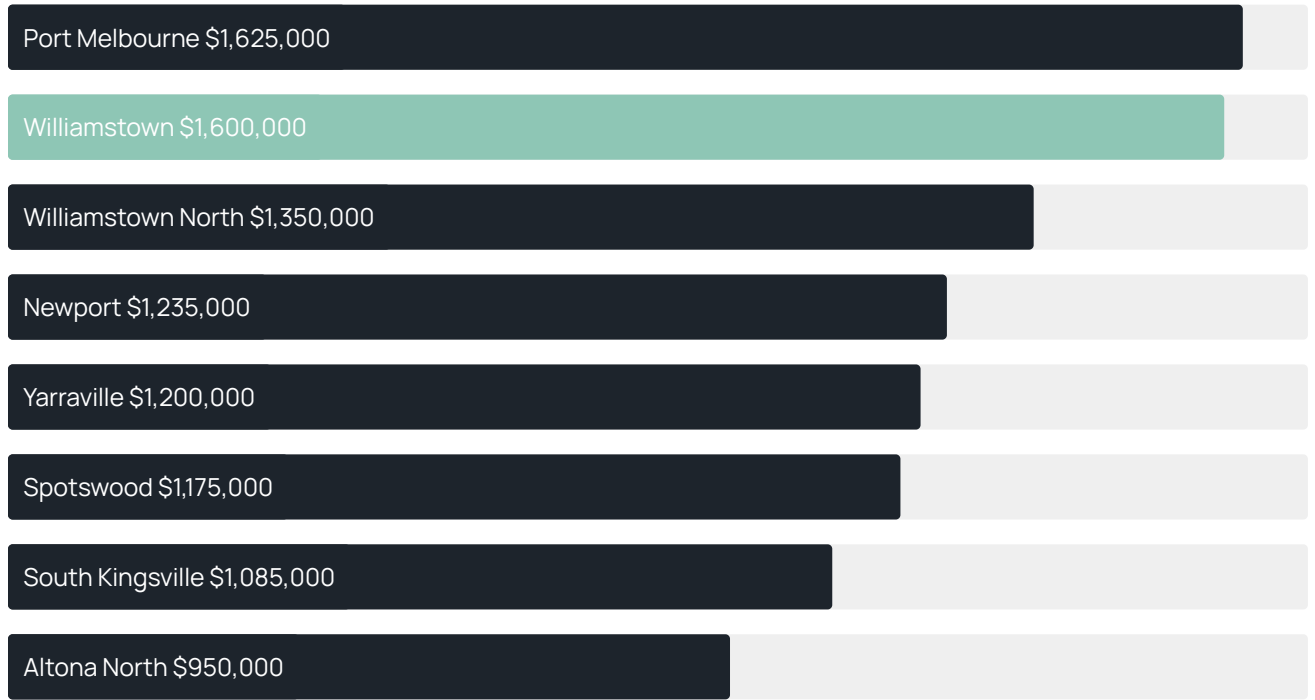
Quarterly price change

-2.85% ↓

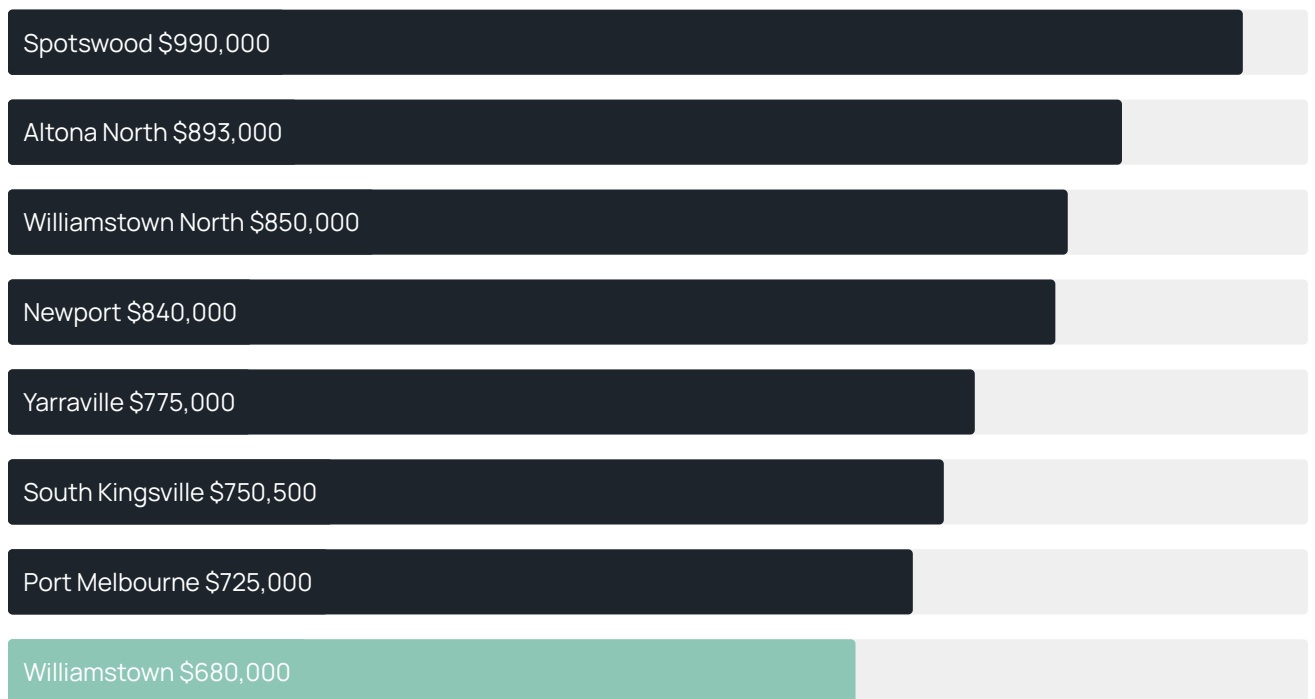
Quarterly price change¹



Median house price¹



Median unit price¹



Sale method²



● Auction 56%
● Private 44%

Auction clearance rate³

90%

Median days on market³

33 days

Jellis Craig average inspection attendance per listing⁴

33 groups

Average hold period¹

8.3 years

Dwelling type⁵



● Houses 56% ● Units 44%

Ownership⁵



● Owned outright 43% ● Mortgaged 35% ● Rented 22%

Population⁵

14,407

Median asking rent¹

\$785 per week

Median age⁵

45 years

Rental yield¹

2.25%











Median household size⁵

2.5 people











WILLIAMSTOWN SUBURB REPORT

Recent Williamstown sales











Discover a snapshot of the most recent results for this suburb, to view the full 12 months of sales history, please go to jellisraig.com.au/suburb-reports

Address	Bedrooms	Type	Price	Sold
 1/11-19 Ferguson St Williamstown	2	Apartment	\$715,000	24 Apr 2026
 73 Cole St Williamstown	3	House	\$2,300,000	24 Apr 2026
 204/4-18 Ferguson St Williamstown	1	Apartment	\$350,000	23 Apr 2026
 68 Morris St Williamstown	4	House	\$1,900,000	18 Apr 2026
 4 Williams Bay Gr Williamstown	3	House	\$1,600,000	18 Apr 2026
 1 Sands Pl Williamstown	4	House	\$1,800,000	18 Apr 2026
 14 Bayview St Williamstown	3	House	\$2,380,000	18 Apr 2026
 11 Hannan St Williamstown	5	House	\$4,700,000	16 Apr 2026
 88 Hanmer St Williamstown	3	House	\$2,600,000	15 Apr 2026
 9 Sunset Dr Williamstown	3	House	\$1,225,000	10 Apr 2026

WILLIAMSTOWN SUBURB REPORT

Address	Bedrooms	Type	Price	Sold
 6 Union St Williamstown	4	House	\$1,200,000	07 Apr 2026
 7/4 Lyons St Williamstown	2	Apartment	\$610,000	02 Apr 2026
 167 Osborne St Williamstown	4	House	\$2,141,000	02 Apr 2026
 32 Mill La Williamstown	4	House	\$1,900,000	01 Apr 2026
 12 Stewart St Williamstown	4	House	\$2,800,000	28 Mar 2026
 28 Union St Williamstown	3	House	\$1,300,000	28 Mar 2026
 2 College St Williamstown	3	House	\$925,000	28 Mar 2026
 5 Swanston St Williamstown	3	House	\$1,030,000	28 Mar 2026
 2 Gull La Williamstown	4	House	\$1,860,000	26 Mar 2026
 10 Little Osborne St Williamstown	3	Townhouse	\$1,620,000	25 Mar 2026

WILLIAMSTOWN SUBURB REPORT

Address	Bedrooms	Type	Price	Sold
 32 Smith Av Williamstown	3	House	\$1,200,000	23 Mar 2026
 26 Hotham St Williamstown	3	House	\$1,170,000	21 Mar 2026
 67a Cecil St Williamstown	2	House	\$1,170,000	21 Mar 2026
 211 Melbourne Rd Williamstown	4	House	\$1,810,000	21 Mar 2026
 113 Victoria St Williamstown	4	House	\$3,550,000	20 Mar 2026
 14 Goss Tce Williamstown	3	House	\$992,000	20 Mar 2026
 713/29 Waterline Pl Williamstown	2	Strata Unit/Flat	\$675,000	19 Mar 2026
 34 Merrett Dr Williamstown	2	House	\$1,285,000	17 Mar 2026
 143 Melbourne Rd Williamstown	4	House	\$1,852,000	14 Mar 2026
 5 Sunset Dr Williamstown	3	Townhouse	\$1,220,000	10 Mar 2026



Jellis Craig Williamstown
84 Ferguson Street, Williamstown
03 8387 0000

Jellis Craig acknowledges and pays our respects to the Bunurong People, the Wadawurrung People, the Dja Dja Wurrung People and the Wurundjeri People as the Traditional Owners and original custodians of the lands on which Jellis Craig operates.

Data is current as of PDF generation date 01/05/2026

- 1 Property Data Online, updated quarterly for the past 12 months
- 2 Property Data Online, updated daily for the past 12 months
- 3 Property Data Online, updated daily for the past quarter
- 4 Jellis Craig's average inspection attendance per listing (houses) over the last 12 months, updated daily
- 5 2021 Australian Census
- 6 Property Data Online, updated daily

This publication contains data, analytics, statistics and other information supplied by PROPERTYDATAONLINE PTY LTD (PropertyData). The data provided in this publication is of a general nature and should not be construed as specific advice or relied upon in lieu of appropriate professional advice.

PropertyData relies upon data supplied by third parties and while the data is checked and reviewed, PropertyData does not warrant the accuracy or completeness of the information to the full extent permitted by the law and excludes all loss or damage howsoever arising (including through negligence) in connection with the data supplied by PropertyData. The State of Victoria owns the copyright in the Property Sales Data and reproduction of that data in any way without the consent of the State of Victoria will constitute a breach of the Copyright Act 1968 (cth). The State of Victoria does not warrant the accuracy or completeness of the Property Sales Data and any person using or relying upon such information does so on the basis that the State of Victoria accepts no responsibility or liability whatsoever for any errors, faults, defects or omissions in the information supplied.