



Windsor

# Suburb Report



Your connection to property insights



**JellisCraig**

WINDSOR SUBURB REPORT

Median house price<sup>1</sup>

Median

\$1.49m

Quarterly price change

5.84% ↑

Median unit price<sup>1</sup>

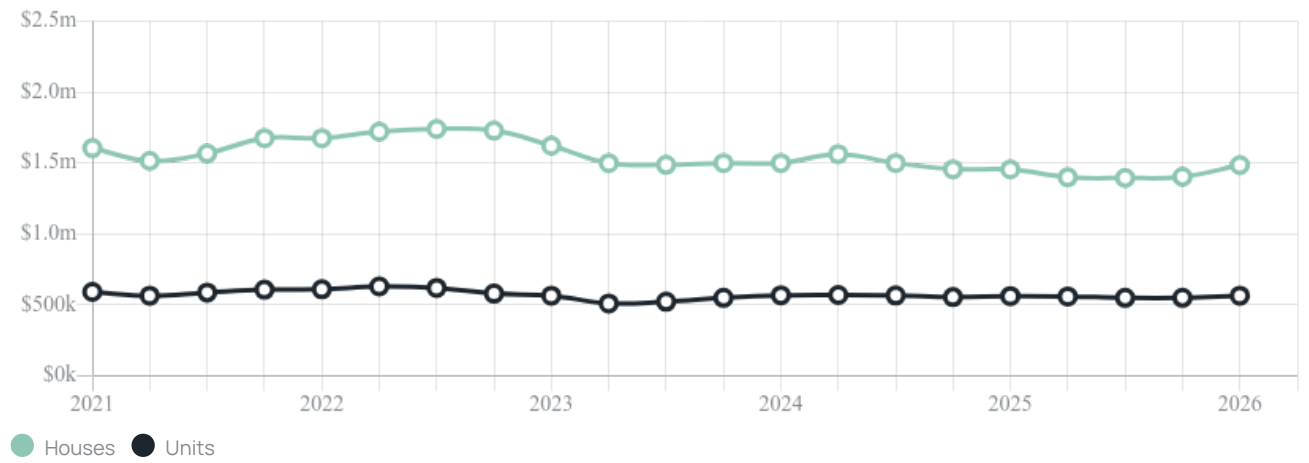
Median

\$565k

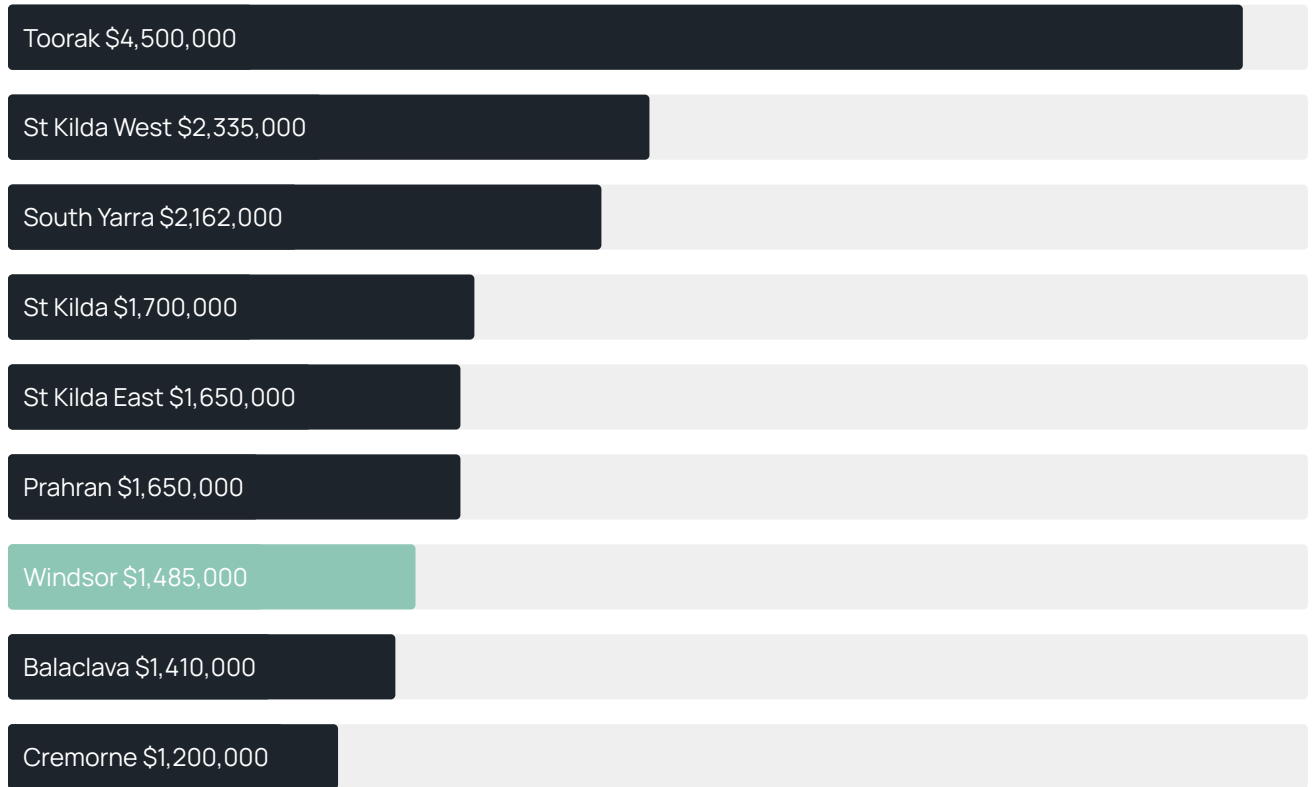
Quarterly price change

2.73% ↑

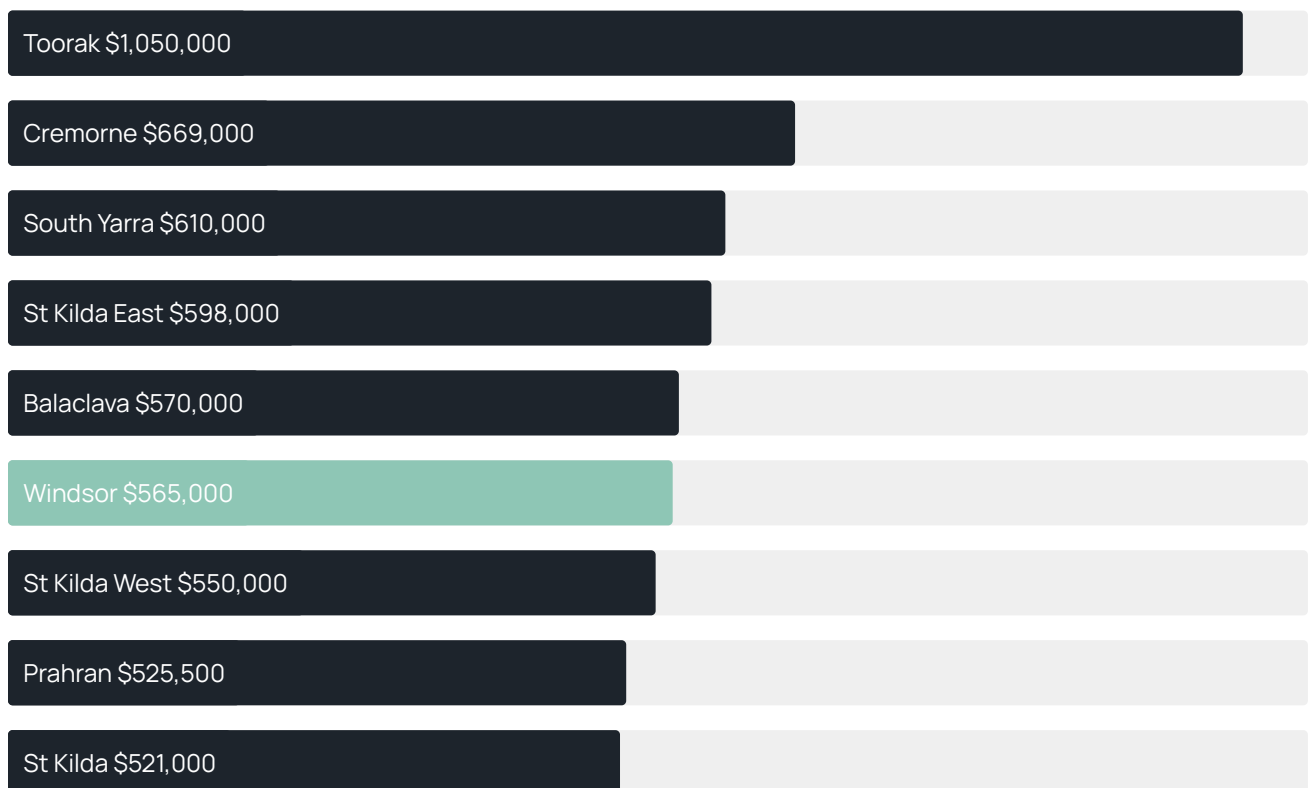
Quarterly price change<sup>1</sup>



### Median house price<sup>1</sup>



### Median unit price<sup>1</sup>



Sale method<sup>2</sup>



- Auction 22%
- Private 78%

Auction clearance rate<sup>3</sup>

75%

Median days on market<sup>3</sup>

26 days

Jellis Craig average inspection attendance per listing<sup>4</sup>

26 groups

Average hold period<sup>1</sup>

7.9 years

Dwelling type<sup>5</sup>



- Houses 13%
- Units 87%

Ownership<sup>5</sup>



- Owned outright 19%
- Mortgaged 25%
- Rented 56%

Population<sup>5</sup>

7,273

Median asking rent<sup>1</sup>

\$850 per week

Population growth<sup>5</sup>

-0.11%

Rental yield<sup>1</sup>

2.95%

Median age<sup>5</sup>

34 years











Median household size<sup>5</sup>

1.8 people











WINDSOR SUBURB REPORT

## Recent Windsor sales











Discover a snapshot of the most recent results for this suburb, to view the full 12 months of sales history, please go to [jellisraig.com.au/suburb-reports](http://jellisraig.com.au/suburb-reports)

| Address                                                                                                        | Bedrooms | Type                              | Price       | Sold        |
|----------------------------------------------------------------------------------------------------------------|----------|-----------------------------------|-------------|-------------|
|  7/16 Gertrude St Windsor     | 2        | Apartment                         | \$535,000   | 27 May 2026 |
|  17/43 Williams Rd WINDSOR    | 2        | Apartment                         | \$555,000   | 08 May 2026 |
|  2/13a Lewisham Rd Windsor    | 2        | Apartment                         | \$470,000   | 02 May 2026 |
|  506/6 High St Windsor       | 1        | Subdivided Flat - Single OYO Flat | \$621,500   | 24 Apr 2026 |
|  45 Albert St Windsor       | 3        | House                             | \$1,090,000 | 22 Apr 2026 |
|  402/7 White St Windsor     | 2        | Apartment                         | \$1,015,000 | 21 Apr 2026 |
|  301/8 James St Windsor     | 1        | Apartment                         | \$470,000   | 20 Apr 2026 |
|  303/13k Raleigh St Windsor | 1        | Subdivided Flat - Single OYO Flat | \$117,500   | 16 Apr 2026 |
|  305/13k Raleigh St Windsor | 1        | Subdivided Flat - Single OYO Flat | \$117,500   | 16 Apr 2026 |
|  5/21 Lewisham Rd Windsor   | 1        | Strata Unit/Flat                  | \$445,000   | 15 Apr 2026 |

## WINDSOR SUBURB REPORT

| Address                                                                                                       | Bedrooms | Type             | Price       | Sold        |
|---------------------------------------------------------------------------------------------------------------|----------|------------------|-------------|-------------|
|  11/14 The Avenue Windsor    | 3        | Apartment        | \$796,000   | 10 Apr 2026 |
|  7 Andrew St Windsor         | 2        | House            | \$1,310,000 | 10 Apr 2026 |
|  10/112 Punt Rd Windsor      | 1        | Flat             | \$323,000   | 07 Apr 2026 |
|  15/1 Wrexham Rd Windsor     | 1        | Apartment        | \$355,000   | 02 Apr 2026 |
|  4/157 Peel St Windsor      | 1        | Apartment        | \$389,000   | 01 Apr 2026 |
|  5/43 Williams Rd Windsor  | 2        | Strata Unit/Flat | \$430,000   | 31 Mar 2026 |
|  5/3 Ellesmere Rd Windsor  | 1        | Apartment        | \$368,500   | 30 Mar 2026 |
|  3/52-54 Duke St Windsor   | 2        | Apartment        | \$700,000   | 30 Mar 2026 |
|  309/3 Victoria St Windsor | 2        | Apartment        | \$639,000   | 29 Mar 2026 |
|  328/111 Punt Rd Windsor   | 1        | Apartment        | \$520,000   | 29 Mar 2026 |

## WINDSOR SUBURB REPORT

| Address                                                                                                        | Bedrooms | Type      | Price       | Sold        |
|----------------------------------------------------------------------------------------------------------------|----------|-----------|-------------|-------------|
|  7/24 The Avenue Windsor      | 1        | Apartment | \$310,000   | 25 Mar 2026 |
|  11 Hornby St Windsor         | 3        | House     | \$1,640,000 | 24 Mar 2026 |
|  9/4 Normanby St Windsor      | 1        | Apartment | \$365,000   | 23 Mar 2026 |
|  6/13 Wrexham Rd Windsor      | 3        | Townhouse | \$1,590,000 | 21 Mar 2026 |
|  70d Lewisham Rd Windsor     | 3        | House     | \$1,310,000 | 20 Mar 2026 |
|  207/33 James St Windsor    | 2        | Apartment | \$600,000   | 18 Mar 2026 |
|  36 Eastbourne St Windsor   | 2        | House     | \$1,080,000 | 17 Mar 2026 |
|  15/58 The Avenue Windsor   | 1        | Apartment | \$485,000   | 14 Mar 2026 |
|  22/17 Ellesmere Rd Windsor | 2        | Apartment | \$655,000   | 14 Mar 2026 |
|  3b George St Windsor       | 3        | House     | \$1,355,000 | 14 Mar 2026 |



**Jellis Craig Armadale**  
1215 High Street, Armadale  
03 9864 5000

Jellis Craig acknowledges and pays our respects to the Bunurong People, the Wadawurrung People, the Dja Dja Wurrung People and the Wurundjeri People as the Traditional Owners and original custodians of the lands on which Jellis Craig operates.

---

Data is current as of PDF generation date 01/06/2026

- 1 Property Data Online, updated quarterly for the past 12 months
- 2 Property Data Online, updated daily for the past 12 months
- 3 Property Data Online, updated daily for the past quarter
- 4 Jellis Craig's average inspection attendance per listing (houses) over the last 12 months, updated daily
- 5 2021 Australian Census
- 6 Property Data Online, updated daily

This publication contains data, analytics, statistics and other information supplied by PROPERTYDATAONLINE PTY LTD (PropertyData). The data provided in this publication is of a general nature and should not be construed as specific advice or relied upon in lieu of appropriate professional advice.

PropertyData relies upon data supplied by third parties and while the data is checked and reviewed, PropertyData does not warrant the accuracy or completeness of the information to the full extent permitted by the law and excludes all loss or damage howsoever arising (including through negligence) in connection with the data supplied by PropertyData. The State of Victoria owns the copyright in the Property Sales Data and reproduction of that data in any way without the consent of the State of Victoria will constitute a breach of the Copyright Act 1968 (cth). The State of Victoria does not warrant the accuracy or completeness of the Property Sales Data and any person using or relying upon such information does so on the basis that the State of Victoria accepts no responsibility or liability whatsoever for any errors, faults, defects or omissions in the information supplied.