



Wollert

Suburb Report



Your connection to property insights



JellisCraig

WOLLERT SUBURB REPORT

Median house price¹

Median

\$718k

Quarterly price change

1.12% ↑

Median unit price¹

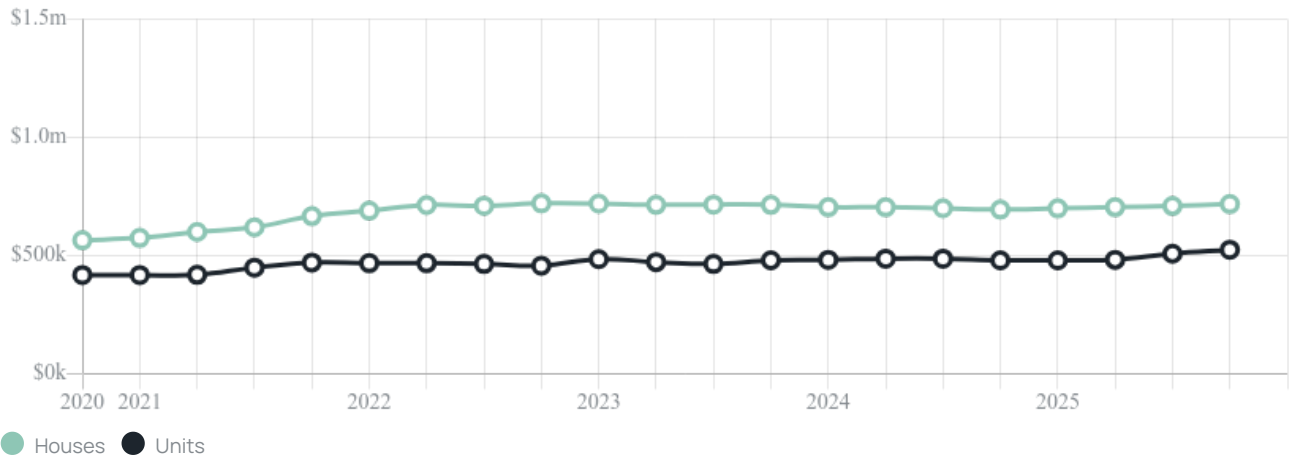
Median

\$525k

Quarterly price change

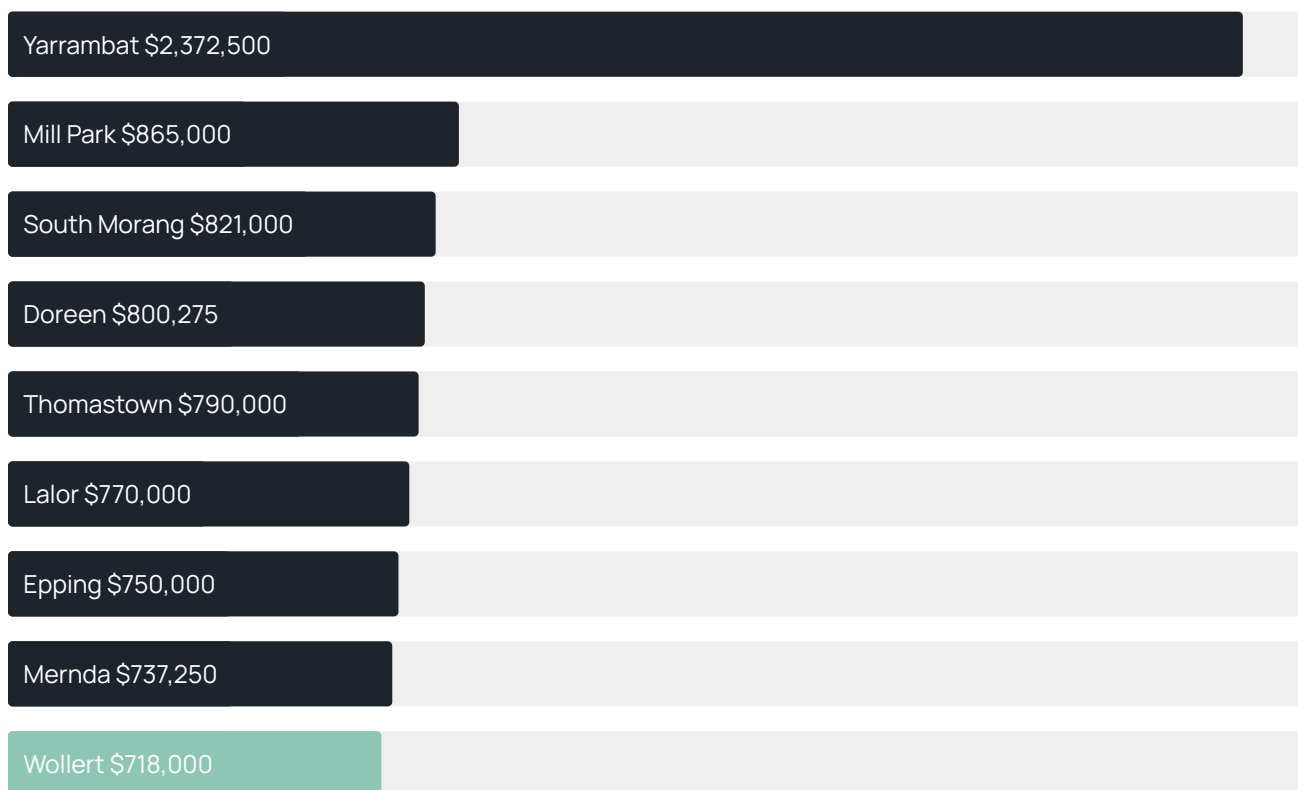
3.34% ↑

Quarterly price change¹



WOLLERT SUBURB REPORT

Median house price¹



Median unit price¹



Sale method²

● Auction 36%
● Private 64%

Auction clearance rate³

67.47%Median days on market³

36 daysJellis Craig average inspection attendance per listing⁴

36 groupsAverage hold period¹

3.2 yearsDwelling type⁵

● Houses 88% ● Units 12%

Ownership⁵

● Owned outright 12% ● Mortgaged 67% ● Rented 21%

Population⁵

24,407Median asking rent¹

\$580 per weekPopulation growth⁵

169.39%Rental yield¹

4.38%Median age⁵











30 yearsMedian household size⁵

3.3 people











WOLLERT SUBURB REPORT

Recent Wollert sales











Discover a snapshot of the most recent results for this suburb, to view the full 12 months of sales history, please go to jellisCraig.com.au/suburb-reports

Address	Bedrooms	Type	Price	Sold
 64 Kurnbrook Loop Wollert	4	House	\$710,000	31 Jan 2026
 14 Wroughton St Wollert	4	House	\$660,000	30 Jan 2026
 32 Countess Cirt Wollert	3	House	\$600,000	30 Jan 2026
 12 Hermes St Wollert	4	House	\$750,000	30 Jan 2026
 9 Nalbaugh Rise Wollert	3	House	\$675,000	29 Jan 2026
 17 Scarlett Pwy Wollert	4	House	\$725,000	29 Jan 2026
 14 Finian St Wollert	4	House	\$860,000	28 Jan 2026
 28 Rainbow St Wollert	4	House	\$660,000	27 Jan 2026
 19 Barool St Wollert	2	Townhouse	\$500,000	27 Jan 2026
 53 Woodcrest Way Wollert	4	House	\$803,000	19 Jan 2026

WOLLERT SUBURB REPORT

Address	Bedrooms	Type	Price	Sold
 35 Springbank Rd Wollert	4	House	\$800,000	19 Jan 2026
 4 Caladoc Rd Wollert	4	House	\$857,000	15 Jan 2026
 8 Picardy Way Wollert	4	House	\$843,000	15 Jan 2026
 31 Bambra Way Wollert	3	House	\$690,000	14 Jan 2026
 11 Varanasi Dr Wollert	5	House	\$1,210,000	12 Jan 2026
 5 Elkhorn St Wollert	4	House	\$735,000	12 Jan 2026
 16 Tooten Rd Wollert	4	House	\$725,000	09 Jan 2026
 57 Cloverfield Cr Wollert	4	House	\$1,215,000	05 Jan 2026
 42 Gaeta St Wollert	4	House	\$748,000	05 Jan 2026
 118 The Parade Wollert	4	House	\$1,030,000	05 Jan 2026

WOLLERT SUBURB REPORT

Address	Bedrooms	Type	Price	Sold
 28 Macedon Pde Wollert	2	Unit	\$480,000	05 Jan 2026
 12 Catanzaro Cr Wollert	4	House	\$835,000	01 Jan 2026
 2 Waterhole Av Wollert	4	House	\$715,000	29 Dec 2025
 9 Scarlett Pwy Wollert	3	House	\$600,000	26 Dec 2025
 10 Pantheon St Wollert	4	House	\$710,000	24 Dec 2025
 6 Sturgeon Wlk Wollert	4	House	\$640,000	23 Dec 2025
 14 Florentino St Wollert	3	House	\$580,000	23 Dec 2025
 7 Tunnel Rd Wollert	3	House	\$653,000	23 Dec 2025
 8 Boboli Wlk Wollert	4	House	\$610,000	22 Dec 2025
 11 Baume St Wollert	4	House	\$710,000	22 Dec 2025



Jellis Craig Greensborough
Shop 3, Ground Floor, 68 Main Street, Greensborough
03 9432 1444

Jellis Craig acknowledges and pays our respects to the Bunurong People, the Wadawurrung People, the Dja Dja Wurrung People and the Wurundjeri People as the Traditional Owners and original custodians of the lands on which Jellis Craig operates.

Data is current as of PDF generation date 01/02/2026

- 1 Property Data Online, updated quarterly for the past 12 months
- 2 Property Data Online, updated daily for the past 12 months
- 3 Property Data Online, updated daily for the past quarter
- 4 Jellis Craig's average inspection attendance per listing (houses) over the last 12 months, updated daily
- 5 2021 Australian Census
- 6 Property Data Online, updated daily

This publication contains data, analytics, statistics and other information supplied by PROPERTYDATAONLINE PTY LTD (PropertyData). The data provided in this publication is of a general nature and should not be construed as specific advice or relied upon in lieu of appropriate professional advice.

PropertyData relies upon data supplied by third parties and while the data is checked and reviewed, PropertyData does not warrant the accuracy or completeness of the information to the full extent permitted by the law and excludes all loss or damage howsoever arising (including through negligence) in connection with the data supplied by PropertyData. The State of Victoria owns the copyright in the Property Sales Data and reproduction of that data in any way without the consent of the State of Victoria will constitute a breach of the Copyright Act 1968 (cth). The State of Victoria does not warrant the accuracy or completeness of the Property Sales Data and any person using or relying upon such information does so on the basis that the State of Victoria accepts no responsibility or liability whatsoever for any errors, faults, defects or omissions in the information supplied.