



Yarraville

Suburb Report



Your connection to property insights



JellisCraig

YARRAVILLE SUBURB REPORT

Median house price¹

Median

\$1.20m

Quarterly price change

2.12% ↑

Median unit price¹

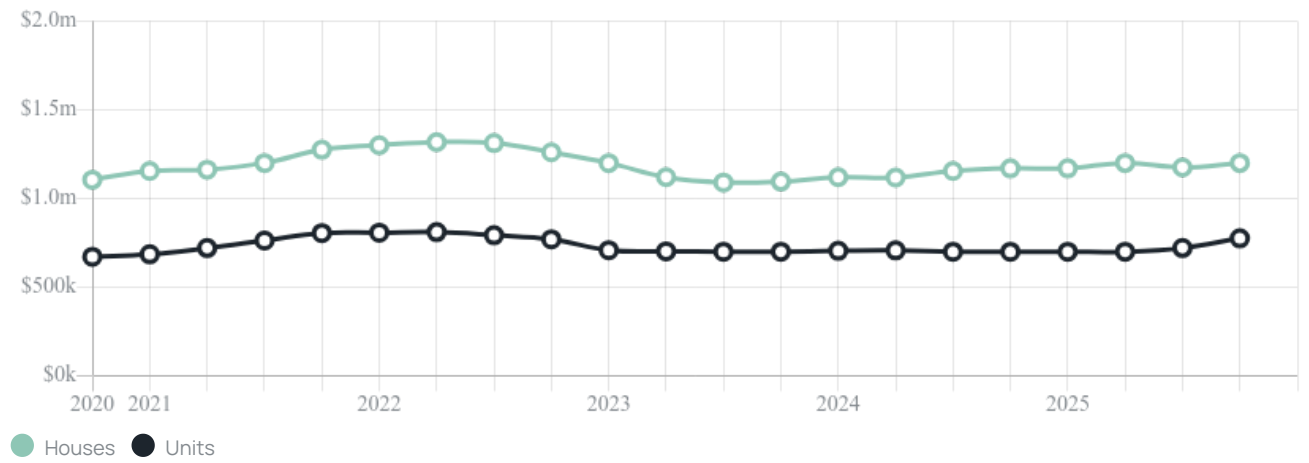
Median

\$775k

Quarterly price change

7.63% ↑

Quarterly price change¹



Median house price¹



Median unit price¹



Sale method²



● Auction 68%
● Private 32%

Auction clearance rate³

75.56%

Median days on market³

26 days

Jellis Craig average inspection attendance per listing⁴

26 groups

Average hold period¹

7.6 years

Dwelling type⁵



● Houses 72% ● Units 28%

Ownership⁵



● Owned outright 29% ● Mortgaged 42% ● Rented 30%

Population⁵

15,636

Median asking rent¹

\$670 per week

Median age⁵

37 years

Rental yield¹

2.93%











Median household size⁵

2.5 people











YARRAVILLE SUBURB REPORT

Recent Yarraville sales











Discover a snapshot of the most recent results for this suburb, to view the full 12 months of sales history, please go to jellisraig.com.au/suburb-reports

Address	Bedrooms	Type	Price	Sold
 11 Burns St Yarraville	3	House	\$1,245,000	28 Mar 2026
 96 Powell St Yarraville	3	House	\$1,475,000	28 Mar 2026
 22 Corris St Yarraville	4	House	\$1,751,000	28 Mar 2026
 14 Drew St Yarraville	3	House	\$1,822,000	28 Mar 2026
 40 Kingston St Yarraville	3	House	\$1,453,000	28 Mar 2026
 14/40 Murray St Yarraville	2	Apartment	\$670,000	27 Mar 2026
 2 Bena St Yarraville	3	House	\$1,345,000	21 Mar 2026
 46 Ofarrell St Yarraville	2	House	\$1,240,000	21 Mar 2026
 50 Murray St Yarraville	3	House	\$944,000	21 Mar 2026
 42 Ballard St Yarraville	5	House	\$1,382,000	21 Mar 2026

YARRAVILLE SUBURB REPORT

Address	Bedrooms	Type	Price	Sold
 213 Anderson St Yarraville	3	House	\$1,181,000	21 Mar 2026
 16 Charlotte St Yarraville	4	House	\$1,340,000	21 Mar 2026
 103/125 Francis St Yarraville	2	Apartment	\$515,000	13 Mar 2026
 28 Freeman St Yarraville	4	House	\$2,038,000	12 Mar 2026
 2/101 Roberts St Yarraville	3	Townhouse	\$810,000	11 Mar 2026
 5/10 Barnet St Yarraville	1	Unit	\$495,500	05 Mar 2026
 54 Buninyong St Yarraville	3	House	\$1,257,000	03 Mar 2026
 47 Severn St Yarraville	3	House	\$1,197,500	28 Feb 2026
 5 Condenser Dr Yarraville	3	House	\$950,000	28 Feb 2026
 42 Ovens St Yarraville	2	Townhouse	\$932,000	28 Feb 2026

YARRAVILLE SUBURB REPORT

Address	Bedrooms	Type	Price	Sold
 53 Drew St Yarraville	4	House	\$2,150,000	28 Feb 2026
 3/101 Roberts St Yarraville	3	Townhouse	\$819,000	26 Feb 2026
 158a Stephen St Yarraville	3	House	\$1,100,000	24 Feb 2026
 27 Angliss St Yarraville	4	House	\$1,420,000	21 Feb 2026
 81 Hawkhurst St Yarraville	3	House	\$1,290,000	21 Feb 2026
 4 Blackwood St Yarraville	3	House	\$1,550,000	18 Feb 2026
 2/58 Ballarat St Yarraville	2	Apartment	\$570,000	17 Feb 2026
 7 Hughes St Yarraville	4	House	\$1,149,000	16 Feb 2026
 20 Ovens St Yarraville	4	House	\$2,000,000	14 Feb 2026
 21/40 Stephen St Yarraville	3	Apartment	\$860,000	13 Feb 2026



Jellis Craig Williamstown
84 Ferguson Street, Williamstown
03 8387 0000

Jellis Craig acknowledges and pays our respects to the Bunurong People, the Wadawurrung People, the Dja Dja Wurrung People and the Wurundjeri People as the Traditional Owners and original custodians of the lands on which Jellis Craig operates.

Data is current as of PDF generation date 01/04/2026

- 1 Property Data Online, updated quarterly for the past 12 months
- 2 Property Data Online, updated daily for the past 12 months
- 3 Property Data Online, updated daily for the past quarter
- 4 Jellis Craig's average inspection attendance per listing (houses) over the last 12 months, updated daily
- 5 2021 Australian Census
- 6 Property Data Online, updated daily

This publication contains data, analytics, statistics and other information supplied by PROPERTYDATAONLINE PTY LTD (PropertyData). The data provided in this publication is of a general nature and should not be construed as specific advice or relied upon in lieu of appropriate professional advice.

PropertyData relies upon data supplied by third parties and while the data is checked and reviewed, PropertyData does not warrant the accuracy or completeness of the information to the full extent permitted by the law and excludes all loss or damage howsoever arising (including through negligence) in connection with the data supplied by PropertyData. The State of Victoria owns the copyright in the Property Sales Data and reproduction of that data in any way without the consent of the State of Victoria will constitute a breach of the Copyright Act 1968 (cth). The State of Victoria does not warrant the accuracy or completeness of the Property Sales Data and any person using or relying upon such information does so on the basis that the State of Victoria accepts no responsibility or liability whatsoever for any errors, faults, defects or omissions in the information supplied.