

JellisCraig

YARRAVILLE

Suburb Report

Know your neighbourhood.



YARRAVILLE SUBURB REPORT

Median House Price*

Median

\$1.18m

Quarterly Price Change

-2.08% ↓

Median Unit Price*

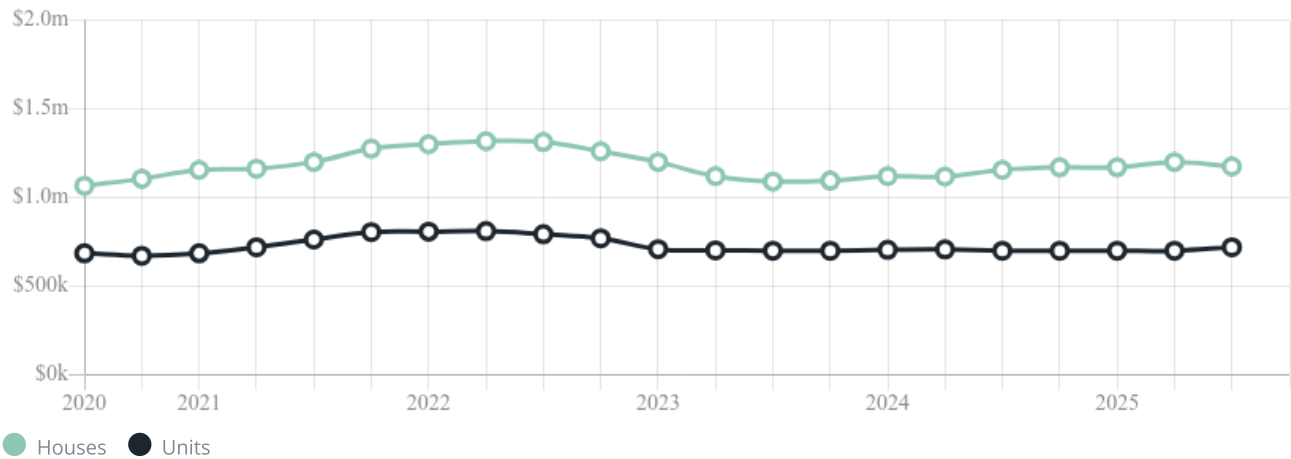
Median

\$720k

Quarterly Price Change

2.93% ↑

Quarterly Price Change*



YARRAVILLE SUBURB REPORT

Median House Sale Price^{*}



Median Unit Sale Price^{*}



YARRAVILLE SUBURB REPORT

Sale Method*



● Auction 70%
● Private 30%

Auction Clearance Rate*

75.76%

Median Days on Market^

25 days

Average Hold Period*

7.6 years

Dwelling Type^



● Houses 72% ● Units 28%

Ownership^



● Owned Outright 29% ● Mortgaged 42% ● Rented 30%

Population^

15,636

Median Asking Rent per week*

\$670

Median Age^

37 years

Rental Yield*











2.93%

Median Household Size^











2.5 people

YARRAVILLE SUBURB REPORT











Discover a snapshot of the most recent results for this suburb, to view the full 12 months of sales history, please go to jellisicraig.com.au/suburbinsights

Address	Bedrooms	Type	Price	Sold
 12 Loch St Yarraville	4	House	\$2,012,000	22 Dec 2025
 7 Mackay St YARRAVILLE	4	House	\$1,850,000	21 Dec 2025
 4/150 Hyde St Yarraville	2	Townhouse	\$864,500	20 Dec 2025
 69 Eirene St Yarraville	4	House	\$1,075,000	20 Dec 2025
 13/11 Berry St Yarraville	3	Townhouse	\$1,265,000	17 Dec 2025
 8/81 Bellairs Av Yarraville	1	Apartment	\$372,000	17 Dec 2025
 18 Deakin St Yarraville	5	House	\$2,650,000	15 Dec 2025
 37 Castlemaine St Yarraville	2	House	\$815,000	13 Dec 2025
 2/13 Urwin St Yarraville	3	Townhouse	\$1,065,000	11 Dec 2025
 61 Tongue St Yarraville	2	House	\$1,000,000	10 Dec 2025

YARRAVILLE SUBURB REPORT

Address	Bedrooms	Type	Price	Sold
 37 Mill Av Yarraville	3	House	\$1,255,000	06 Dec 2025
 202/58 Ballarat St Yarraville	2	Strata Unit/Flat	\$725,000	04 Dec 2025
 40 Urwin St Yarraville	3	House	\$1,330,000	03 Dec 2025
 6 Gladstone St Yarraville	3	House	\$1,208,000	01 Dec 2025
 20b Salisbury St Yarraville	4	Townhouse	\$1,525,000	29 Nov 2025
 1b Cuming St Yarraville	2	Unit	\$796,000	29 Nov 2025
 320 Nicholson St Yarraville	2	House	\$1,360,000	29 Nov 2025
 90 Hawkhurst St Yarraville	2	House	\$815,000	29 Nov 2025
 62 Fehon St Yarraville	3	House	\$2,350,000	29 Nov 2025
 5 Gent St Yarraville	3	House	\$1,255,000	27 Nov 2025

YARRAVILLE SUBURB REPORT

Address	Bedrooms	Type	Price	Sold
 51 Bena St Yarraville	3	House	\$1,350,000	26 Nov 2025
 8 Deakin St Yarraville	3	House	\$1,182,000	24 Nov 2025
 1 Finlay St Yarraville	3	House	\$1,050,000	22 Nov 2025
 72A Stephen St Yarraville	4	Townhouse	\$965,000	22 Nov 2025
 20 Mill Av Yarraville	4	House	\$1,252,000	22 Nov 2025
 5 Austin Cr Yarraville	2	House	\$583,333	19 Nov 2025
 23 Benbow St Yarraville	4	House	\$1,780,000	17 Nov 2025
 39 Ballard St Yarraville	3	House	\$1,200,000	14 Nov 2025
 74b Stephen St Yarraville	4	Townhouse	\$980,000	14 Nov 2025
 3/364 Williamstown Rd Yarraville	3	Townhouse	\$745,000	12 Nov 2025



Williamstown Office
84 Ferguson Street, Williamstown
03 8387 0000

jellisrcraig.com.au

Data is current as of PDF generation date 01/01/2026

* Updated Quarterly for the past 12 months

^ Updated daily for the past quarter

~ Updated daily: 33 recent results.

This publication contains data, analytics, statistics and other information supplied by PROPERTYDATAONLINE PTY LTD (PropertyData). The data provided in this publication is of a general nature and should not be construed as specific advice or relied upon in lieu of appropriate professional advice.

PropertyData relies upon data supplied by third parties and while the data is checked and reviewed, PropertyData does not warrant the accuracy or completeness of the information to the full extent permitted by the law and excludes all loss or damage howsoever arising (including through negligence) in connection with the data supplied by PropertyData. The State of Victoria owns the copyright in the Property Sales Data and reproduction of that data in any way without the consent of the State of Victoria will constitute a breach of the Copyright Act 1968 (cth). The State of Victoria does not warrant the accuracy or completeness of the Property Sales Data and any person using or relying upon such information does so on the basis that the State of Victoria accepts no responsibility or liability whatsoever for any errors, faults, defects or omissions in the information supplied.